

EVOLVING GEOMETRIES IN GENERAL RELATIVITY

THESIS

Presented in Partial Fulfillment of the Requirements for the Degree MASTER of
Science in the Graduate School of The Ohio State University

By

Anastasios Taliotis, MS

Graduate Program in Mathematics

The Ohio State University

2010

Thesis Committee:

Dr. Ulrich Gerlach, Advisor

Dr. Andrzej Derdzinski

© Copyright by
Anastasios Taliotis
2010

ABSTRACT

The problem of collisions of shockwaves in gravity is well known and has been studied extensively in the literature. Recently, the interest in this area has been revived through the anti-de-Sitter space/Conformal Field Theory correspondence (AdS/CFT) with the difference that in this case the background geometry is Anti de Sitter in five dimensions. In a recent project that we have completed in the context of AdS/CFT, we have gained insight in the problem of shockwaves and our goal in this work is to apply the technique we have developed in order to take some farther steps in the direction of shockwaves collisions in ordinary gravity. In the current project, each of the shockwaves correspond to a point-like Stress-Energy tensor that moves with the speed of light while the collision is asymmetric and involves an impact parameter (b). Our method is to expand the metric ($g_{\mu\nu}$) in the background of flat space-time in the presence of the two shockwaves and compute corrections that satisfy causal boundary conditions taking into account back-reactions of the Stress-Energy tensor of the two point-like particles. Therefore, using Einstein's equations we predict the future of space-time using the fact that we know the past geometry. Our solution respects causality as expected but this casual dependence takes place in an intuitive way. In particular, $g_{\mu\nu}$ at any given point \vec{r} on the transverse plane at fixed τ evolves according from whether the propagation from the center of each of the shockwaves or from both shockwaves has enough proper time (τ) to reach the point under consideration

or not. Simultaneously around the center of each shockwave, the future metric develops a δ -function profile with radius τ ; therefore this profile expands outwards from the centers (of the shockwaves) with the speed of light. Finally, we discuss the case of the zero impact parameter collision which results to the violation of conservation and we argue that this might be a signal for the formation of a black hole.

I dedicate this to you, May 2010.

ACKNOWLEDGMENTS

The author would like to thank Prof. Andrzej Derdzinski and especially Prof. Gerlach Ulrich for serving in his defense committee and also for stimulating discussions prior and during this thesis. Also the author thanks Prof. Samir Mathur for very informative discussions during the writing of this work. In addition he would like to thank Prof. Thomas Kerler and Herb Clemens for making the transferring from the graduate program of the department of Physics to the graduate program of the department of Mathematics possible and in addition Denise Witcher for guiding him through all the steps of this process. Completion of the graduate courses wouldn't be possible without the help and teaching enthusiasm of Prof. Jean-Francois Lafont, Daniel Shapiro and Joseph Ferrar and particularly Prof. James Cogdell and Alexander Leibman for answering his endless emails with clarity, exactness and always availability. His student mates Corry Christopherson, Fatih Olmez and Zhi Qui have played a crucial role during the coursework as not only they kept encouraging him but also have spent enormous time from their time in order to patiently answer all of his questions. Attending many of the required classes would had been impossible without the help of his best friend Chen Zang who baby sat the authors son, Nikolas Alexandrou Taliotis, while the author and his wife Maria Alexandrou had to attend classes. The author owns special gratefulness to his physics advisor, Prof. Yuri Kovchegov, for teaching him physics, for teaching him how to see through the

complicate mathematics and nail down the physical picture and especially for showing him how to undertake his responsibilities not only inside but also outside of the academia. Special thanks to Prof. Tom Banks, Steve Giddings, Yuri Kovchegov and Krishna Rajagopal for their encouragement in submitting this thesis on the arXiv after it was defended. Lastly but most important, the author would like to thank Maria Alexandrou for all of her patience during these years and for lifting most of the weights of their journey in life while keep smiling and being an example of a kind human, a reliable partner and a wonderful woman: he dedicates this work to Her.

This work is sponsored in part by the U.S. Department of Energy under Grant No. DE-FG02-05ER41377 and in part by the Institution of Governmental Scholarships of Cyprus (IKY).

VITA

1977	Born in Nicosia, Cyprus
2003	B.Sc. in Physics,
2008	MS in Physics
2008-Present	Graduate Research Associate in the Department of Physics and Graduate Student in the Department of Mathematics of The Ohio State University

PUBLICATIONS

A. Taliotis, “DIS from the AdS/CFT correspondence,” Nucl. Phys. A **830**, 299C (2009) [arXiv:0907.4204 [hep-th]].

J. L. Albacete, Y. V. Kovchegov and A. Taliotis, “Heavy Quark Potential at Finite Temperature in AdS/CFT Revisited,” Phys. Rev. D **78**, 115007 (2008) [arXiv:0807.4747 [hep-th]].

J. L. Albacete, Y. V. Kovchegov and A. Taliotis, “Asymmetric Collision of Two Shock Waves in AdS₅,” JHEP **0905**, 060 (2009) [arXiv:0902.3046 [hep-th]].

J. L. Albacete, Y. V. Kovchegov and A. Taliotis, “Modeling Heavy Ion Collisions in AdS/CFT,” JHEP **0807**, 100 (2008) [arXiv:0805.2927 [hep-th]].

J. L. Albacete, Y. V. Kovchegov and A. Taliotis, “DIS on a Large Nucleus in AdS/CFT,” JHEP **0807**, 074 (2008) [arXiv:0806.1484 [hep-th]].

Y. V. Kovchegov and A. Taliotis, Phys. Rev. C **76**, 014905 (2007) [arXiv:0705.1234 [hep-ph]].

FIELDS OF STUDY

Major Field: Mathematics

Specialization: High Energy Physics and Applied Mathematics

TABLE OF CONTENTS

	Abstract	ii
	Dedication	iii
	Acknowledgments	v
	Vita	vii
	List of Figures	xi
CHAPTER PAGE		
1	Introduction	1
2	Setting up the problem	5
	2.1 Single Shockwave Solution	5
	2.2 Superimposing two Shockwaves	8
3	Back-Reactions	11
	3.1 Corrections to $T_{\mu\nu}$ and Geodesics	11
	3.2 Calculating the Corrections for $T_{\mu\nu}$	13
	3.3 Conservation, Tracelessness and Field Equations	19
4	Field Equations	21
	4.1 Field Equations to $O(\mu^2)$	21
	4.2 Choosing the Gauge	23
5	Solving the Field Equations and Causality	26
	5.1 Green's Function and Boundary Conditions	26
	5.2 Integration over the Light-Cone Plane	27
	5.3 Integration over the Transverse Plane	28
	5.4 The Formula for $g_{\mu\nu}^{(2)}$	29

6	Area of Validity and Conclusions	32
	6.1 Area of Validity	32
	6.2 Conclusions	33
APPENDICES		
A	Integration Over the Light-Cone Plane	37
B	Evaluating the Integral (5.4)	41
C	Evaluating the Integral (5.8)	43
	Bibliography	45

LIST OF FIGURES

FIGURE		PAGE
2.1	The shockwave solution: a graviton (curly line) is emitted from the bulk source (straight line) with coupling $\mu \log(kr)$ which is measured at point x^μ . This is a very special case where a single graviton exchange between the source and the bulk happens to be an exact solution to the non linear Einstein's equations.	7
2.2	The two shockwaves before and after the collision moving along x^\pm axis and dragging a perpendicular gravitational field which is constant along the circular lines. They collide at the origin producing a gravitational field in the forward light cone. Our goal to compute the "produced" metric and in particular $g_{\mu\nu}^{(2)}$	9
2.3	The Feynman diagram that represents the μ^2 correction of the metric: It represents along with the diagram of figure 3.2 (see Chapter 3), the first non trivial correction to (2.11). It shows how the two metrics that each one looks like (2.4) merge. The gravitational field is measured at the point x^μ	9
3.1	The sources (point-like particles) represented as black dots and their trajectories: For negative times they move along straight lines. At $t=0$ each particle (dot) intersects the shock due to the other particle and its trajectory suffers a kick (see curved path); hence $T_{\mu\nu}$ changes with time.	12
3.2	Graviton emission diagrams resulting from self corrections to $T_{\mu\nu}$. The first source interacts via the gravitational field created by the other and vice versa. The point x^μ is the space-time point where $g_{\mu\nu}$ is measured.	12

6.1 The reaction plane: Regions *III* and *III'* correspond to $r_1 < r_2 < \tau$ and $r_2 < r_1 < \tau$ respectively. The dark dots are the centers of the shockwaves and are located at an impact parameter $2b$ apart while $r_{1,2}$ denote the distance of the arbitrary point \vec{r} from the center of each shockwave (right and left respectively). According to causality, at any given proper time τ , the propagation from the centers will reach the points on the peripheries (at most). This suggests that any given point \vec{r} on the transverse plane of the “produced” metric at given τ will evolve according to the region where it belongs to (see equations (5.10), (C.4) and (C.5)) and there are three different possibilities (and three from their mirror images). 33

A.1 The kinematical variables τ and η . The hyperbolas indicate curves of constant τ and increase along x^0 . The straight lines are lines of constant η and increase from left to right as the arrows indicate. Along x^\pm we have $(\tau = 0, \eta = \pm\infty)$ while along x^0 we have $\eta = 0$ and $x^+ = x^-$. 38

CHAPTER 1

INTRODUCTION

The problem of the collision of two shockwaves in four dimensions (with Lorentz signature) that result from boosting two black holes to the speed of light is well known and has been extensively studied in the literature. References [1, 2, 3, 4, 5, 6, 7, 8, 9] provide only a subset of the work dedicated to the particular problem (for some interesting recent developments see [10, 11]). In particular, [1, 2, 3] deals with this problem perturbatively and in a series of three papers the authors compute the metric and derive a formula for the gravitational radiation. The collision is axisymmetric while the bulk matter that creates the shockwaves as well as the back-reaction effects are not taken into account.

Recently, the high energy physics community has also expressed special interest in the topic of shockwaves collisions in the framework of General Relativity [12, 13, 14, 15, 16, 17, 18, 19, 20] through the anti-de-Sitter space/Conformal Field Theory correspondence (AdS/CFT) [21, 22, 23, 24, 25]. The AdS/CFT duality, allows to formulate a process that is associated with non-abelian gauge theories at strong coupling as a purely gravitational problem. As a result, one may map the problem of heavy ion collisions (in four dimensions) onto shockwaves collisions in gravity in five dimensions. Recently, we have been involved in such problems [12, 13, 14, 15] in

gauge theories at strong coupling whose dual five dimensional gravitational description, exhibits similar characteristics with those of shockwave collisions in (ordinary) four dimensional gravity.

Our goal in this work is to attempt to apply our earlier experience [12, 13, 14, 15] and especially apply the technique that we have developed in [12] in (ordinary gravity in) four dimensions. We choose to work in a different coordinate system than [1, 2, 3]¹ in order to retain the geometrical insight of the collision and in addition we take into account the matter responsible for the creation of the shockwaves and the back-reaction effects as well. Furthermore, the collision we consider here is not axisymmetric but is involves a non zero impact parameter.

We organize the paper as follows.

In chapter 2 we state the problem we want to solve and construct the main set up. Our goal is to determine the evolution of the geometry assuming that we know it in some time interval (negative times). The initial geometry is given by two shockwaves which correspond to a non zero Stress-Energy tensor². Our method is to construct a perturbative approach by expanding the metric around the background given by the flat metric along with the two shockwaves. Equation (2.11) shows the form of the metric at all times while figure 2.3 offers a diagrammatical intuition of the terms of the metric we attempt to calculate in this project.

In chapter 3 we take into account the interaction of the one particle with the

¹More precisely our coordinate system coincides with the initial coordinate system of [1, 2, 3]. However, in the process of the calculation [1, 2, 3] choose to change coordinates.

²This Stress-Energy tensor is due to two point-like particles moving opposite to each other (see figure 3.1) with the speed of light and begin to interact for positive times

gravitational field created from the other and vice versa. In terms of Feynman diagrams, loosely speaking, these corrections correspond to the diagrams of figure 3.2. The corrections to the Stress-Energy tensor corresponding to these diagrams along with the corrections of the metric tensor corresponding to diagram of figure 2.3 form a consistent set ³ of the corrections that have to be taken into account. We verify that the modified Stress-Energy tensor is conserved (to the order of the expansion that we are working) and we find that it is traceless. This last condition results into some pleasing simplifications for Einstein's equations (compare (2.5) with (3.22)).

Chapter 4 deals with the field equations and the specification of the gauge. Our attempt is to perform a perturbative calculation about a metric that looks almost flat but contains two shockwaves moving opposite to each other and colliding (see (2.11)). The shockwaves provide an effective Stress-Energy tensor in addition to the (actual) Stress-Energy tensor (see (4.3)) that creates the two shockwaves; these terms correspond to products of the form $t_1 t_2$ and $T_{\mu\nu}$ of equation (4.4) respectively. A suitable gauge choice simplifies the field equations (4.4) to equations (4.9) which are solved in the next chapter.

In Chapter 5 we specify the boundary conditions of the field equations (4.9) and the corresponding Green's function. In particular, we seek for causal solutions and therefore the associated Green's function to the differential operator (4.10) is the retarded Green's function. We show how the integrations on the light-cone and transverse plane may be performed omitting some of the intermediate steps for Appendices A, B and C. Eventually we derive a formula for the metric tensor, equation (5.10), to the order we are working. This is our final result and it generally has the structure (6.2).

Finally in Chapter 6 we discuss about the area of validity of our solution and

³By consistent we mean with the order of the parameter we are expanding (see also (4.2)).

summarize our conclusions. In particular, we argue that the presence of matter and the back-reaction effects may not be ignored as they result to an important contribution to the metric. We also see that as the impact parameter tends to zero, the metric diverges logarithmically. It is in our belief that this is a signal that a classical approach to the problem stops being valid and that a quantum description is required. Lastly, we talk about the general form of the metric. Although its evolution is constrained by casualty as expected; this evolution takes place in an intuitive way: At a given (proper) time, any arbitrary point on the transverse plane evolves according from whether the signal from the center of the one or the other shockwave or both, has enough time to reach the point under consideration. We had encountered such a behavior in an analogous set up in [12] although the geometry there was Anti de Sitter geometry in five dimensions. In [12] we had claimed that a similar evolution of the metric should also be observed in four dimensions; in this work we verify our conjecture.

CHAPTER 2

SETTING UP THE PROBLEM

2.1 Single Shockwave Solution

We begin by defining the coordinate system (gauge) we work. We choose to work in light-cone coordinates defined by

$$x^\mu = (x^+, x^-, x^1, x^2) \quad x^\pm = \frac{x^0 \pm x^3}{\sqrt{2}} \quad (2.1)$$

where x^0 is the time axis and x^1, x^2, x^3 cover \mathbb{R}^3 . The convention for the flat metric that we use is

$$g_{\mu\nu} = (-1, 1, 1, 1) \quad (2.2)$$

We suppose that we have a black hole metric that we boost to the speed of light along a given direction (x^3 direction). The metric is known [4] and is given by

$$ds^2 = g_{\mu\nu} dx^\mu dx^\nu = -2 dx^+ dx^- + t_1(x^+, x^1, x^2) dx^{+2} + dx_\perp^2, \quad (2.3)$$

where

$$t_1 = -\mu \delta(x^+) \log(kr) \quad \vec{r} = (x^1, x^2) \quad r = \sqrt{(x^1)^2 + (x^2)^2}. \quad (2.4)$$

According to equation (2.3) we denote the transverse flat metric by $dx_\perp^2 = (dx^1)^2 + (dx^2)^2$ while $\delta(x^+)$ denotes the delta (Dirac) function. The parameter μ has dimensions of length and its physical meaning will become apparent in what follows

while k serves as an ultraviolet cutoff and whose physical meaning is discussed in the conclusions (see Section (6.2)).

One may check directly whether (2.3) solves Einstein's equations ¹ which may be cast as

$$R_{\mu\nu} = \kappa_4^2 \left(T_{\mu\nu} - \frac{1}{2} g_{\mu\nu} T \right) \quad T = T^\mu{}_\mu = T_{\mu\nu} g^{\mu\nu} \quad \kappa_4^2 = 8\pi G_4 \quad (2.5)$$

where $R^{\mu\nu}$ is the Ricci tensor, $T_{\mu\nu}$ the Stress-Energy tensor and G_4 the Newton's constant (in four dimensions).

Direct substitution of (2.3) in the formula that computes $R_{\mu\nu}$ results to

$$R_{\mu\nu} = \delta_{\mu+}\delta_{\nu+} \left(\frac{2\pi}{2} \mu \delta(x^+) \delta^{(2)}(\vec{r}) \right) \quad (2.6)$$

where $\delta_{\nu+}$ is a Kronecker delta. This implies that all components of $R_{\mu\nu}$ are zero except from R_{++} . In order to arrive to equation (2.6) we had to evaluate the following linear differential expression

$$R_{++} = -\frac{1}{2} \nabla_{\perp}^2 t_1(x^+, x^1, x^2). \quad (2.7)$$

where ∇_{\perp}^2 is the Laplace operator in two dimensions while we used the identity

$$\nabla_{\perp}^2 \log(kr) = 2\pi \delta^{(2)}(\vec{r}). \quad (2.8)$$

Equations (2.5) and (2.6) imply that the metric tensor of equation (2.3) corresponds to a Stress-Energy tensor. Shifting the origin ² along negative x^1 for distance b we find that the Stress-Energy tensor is given by

¹The cosmological constant is assumed zero.

²The reason for this shift will become apparent in the next section.

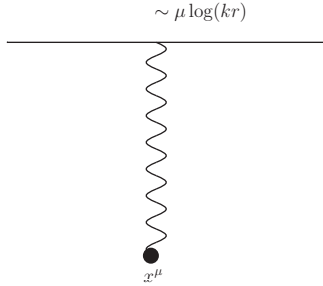


Figure 2.1: The shockwave solution: a graviton (curly line) is emitted from the bulk source (straight line) with coupling $\mu \log(kr)$ which is measured at point x^μ . This is a very special case where a single graviton exchange between the source and the bulk happens to be an exact solution to the non linear Einstein's equations.

$$T_{\mu\nu}^{(1)} = \delta_{\mu+}\delta_{\nu+} \left(\frac{\pi\mu}{\kappa_4^2} \delta(x^+) \delta(x^1 - b) \delta(x^2) \right). \quad (2.9)$$

The presence of the superscript (1) on T_{++} of (2.9) is to highlight that it is of first order in the parameter μ ³. This equation implies that the shockwave of (2.3) is a consequence of a point particle moving along the x^- direction with the speed of light and hence its massless. Indeed, the ratio $\frac{\mu}{\kappa_4^2}$ has dimensions of mass as should. One may check that $T_{\mu\nu}$ of (2.9) is covariantly conserved.

We may gain some insight in the physical system at hand if we use a diagrammatical approach. Despite that General Relativity is a non linear theory, the metric (2.3) satisfies a linear differential equation. The fact that (2.3) is an expression of a perturbation of a flat metric proportional to μ suggests the diagram of figure 2.1. It represents the measurement of the gravitational field at point x^μ , which, loosely speaking, is created by a single graviton emission from the source (point-like Stress

³Generally, the superscripts emphasize the number of times the source t_i ($i=1,2$ assuming we have two sources) appears. Generally in the object $A^{(n)}$ there exists the product $t_1^k t_2^{n-k}$ or any linear combination of differentiation/integration of t_1 and t_2 with respect to their arguments x^μ .

Energy tensor) of equation (2.9) with effective coupling proportional to $\mu \log(kr)$. In other words for this special case of a single shockwave, the first order solution happens to be the exact solution to all orders.

2.2 Superimposing two Shockwaves

Having defined all the necessary ingredients we now proceed to the main part of the setup. We want to superimpose two such shockwaves whose sources are two point-like distributions of matter moving towards each other ⁴ in space-time. We want to collide these shockwaves (and as a result the corresponding Stress-Energy tensors as well) at a non-zero impact parameter and hence study the problem within the classical theory of gravity. Therefore, $T_{\mu\nu}$ has in addition to (2.9) the symmetric part

$$T_{--}^{(1)} = \frac{\pi\mu}{\kappa_4^2} \delta(x^-) \delta(x^1 + b) \delta(x^2) \quad (2.10)$$

which creates a second shockwave. In terms of space-time, this would correspond in “colliding” two metrics in an off center process. Figure 2.2 represents the four dimensional picture, right before the collision of the two shockwaves. Following [13],[15], the metric that describes the process should look like

$$\begin{aligned} ds^2 = & -2 dx^+ dx^- + dx_{\perp}^2 + t_1^{(1)}(x^+, x^1 - b, x^2) dx^{+2} \\ & + t_2^{(1)}(x^-, x^1 + b, x^2) dx^{-2} + \theta(x^+) \theta(x^-) g_{\mu\nu}^{(2)}(x^\kappa, z) dx^\mu dx^\nu + \dots, \\ t_{1,2}^{(1)}(x^1 \mp b, x^2) = & -\mu \log \left(k \sqrt{(x^1 \mp b)^2 + (x^2)^2} \right) \delta(x^\pm). \end{aligned} \quad (2.11)$$

The first three terms correspond to the flat (Minkowski) space. The next two are of first order in μ and are created by the two point-like particles. These move (initially)

⁴This is true for negative times only. For positive times their trajectories are altered and have to be specified taking into account back-reaction effects (see Chapter 3).

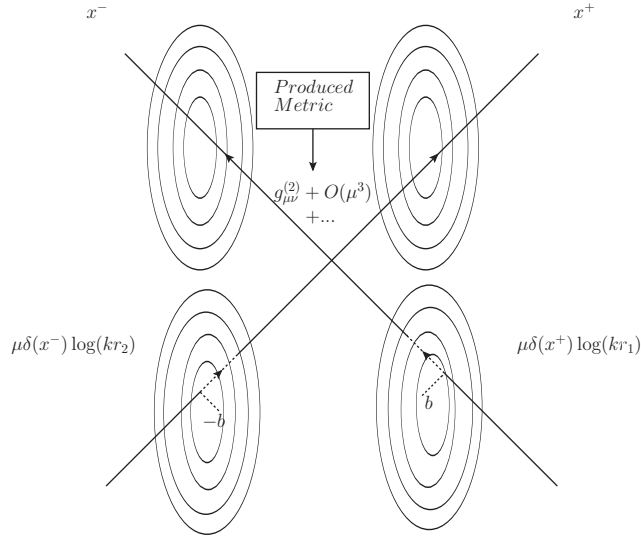


Figure 2.2: The two shockwaves before and after the collision moving along x^\pm axis and dragging a perpendicular gravitational field which is constant along the circular lines. They collide at the origin producing a gravitational field in the forward light cone. Our goal to compute the “produced” metric and in particular $g_{\mu\nu}^{(2)}$.

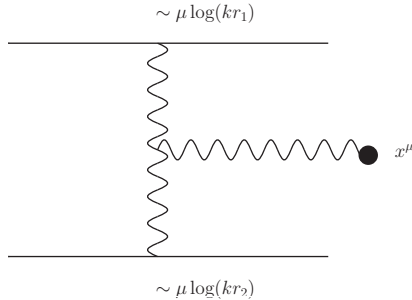


Figure 2.3: The Feynman diagram that represents the μ^2 correction of the metric: It represents along with the diagram of figure 3.2 (see Chapter 3), the first non trivial correction to (2.11). It shows how the two metrics that each one looks like (2.4) merge. The gravitational field is measured at the point x^μ .

towards each other along x^3 and they have an impact parameter $2b$ along the x^1 axis as figure 3.1 depicts. As they are the sources of the two shockwaves, they correspond to two vertex diagrams that look like the one in figure 2.1. This is a superposition of two metrics with each one looking like (2.4). However, the nonlinearities of the gravitational field require higher order terms. The second order corrections are explicitly displayed in (2.11) and they appear once the two shockwaves cross each other; in the forward light cone. This is precisely the meaning of the θ -functions; they emphasize that the metric (2.11) solves Einstein's equations exactly in the presence of both shockwaves only for negative x^\pm . The additional terms of the metric appear in the forward light cone only and describe the effects of collision. The main work of this paper is to show how these terms may be calculated to order μ^2 , that is find $g_{\mu\nu}^{(2)}$. The second order correction in μ of $g_{\mu\nu}$ corresponds to the diagram of figure 2.3.

CHAPTER 3

BACK-REACTIONS

3.1 Corrections to $T_{\mu\nu}$ and Geodesics

As has been already mentioned below (2.9), $T_{++}^{(1)}$ is conserved in the gravitational field of (2.3), (2.4). In fact, conservation for this case happens to be valid to all orders in μ ¹

$$\nabla^M J_{\mu\nu}^{(1)} = 0. \tag{3.1}$$

Conservation to first order is still valid when we consider simultaneously $T_{++}^{(1)}$ and $T_{--}^{(1)}$ in the presence of the gravitational field (2.11). However, this is no longer true at the second order in μ . The reason is because the T_{--} (T_{++}) source moves in the gravitational field of the t_1 (t_2) shockwave, altering its initial trajectory. Figure 3.1 outlines what happens while figure 3.2 offers a diagrammatical intuition regarding the self-corrections to $T_{\mu\nu}$. This implies that we should correct $T_{\mu\nu}^{(1)}$ in order to preserve conservation (of the total Stress-Energy tensor). However, since we do not know the nature (equation of state) of $T_{\mu\nu}$ we make the assumption that these objects interact only via gravitational forces².

¹In practice, only the first order in μ appears in the resulting equations. This is in accordance with our intuitive picture of figure 2.1: Gravity behaves linearly with respect to the metric (2.3).

²More precisely, we assume that any other interactions are small compared to the gravitational forces.

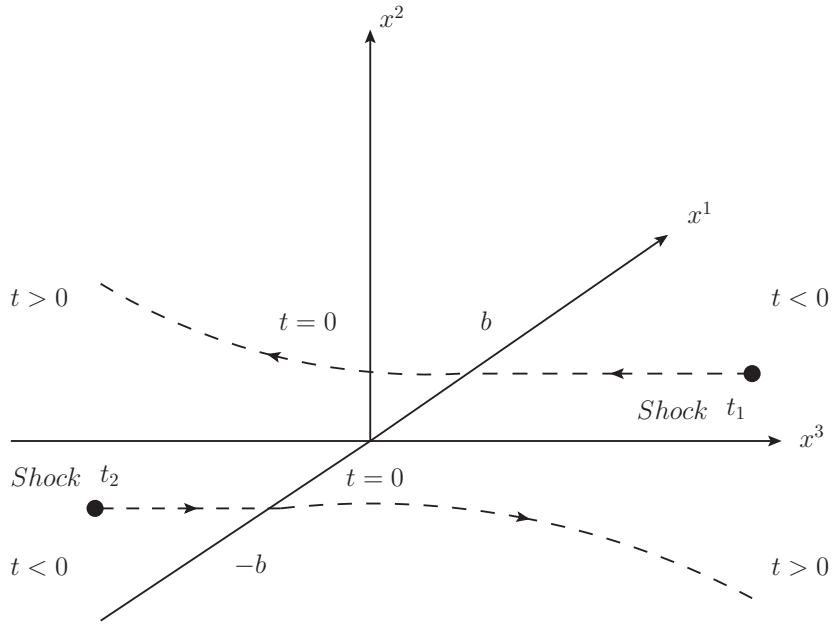


Figure 3.1: The sources (point-like particles) represented as black dots and their trajectories: For negative times they move along straight lines. At $t=0$ each particle (dot) intersects the shock due to the other particle and its trajectory suffers a kick (see curved path); hence $T_{\mu\nu}$ changes with time.

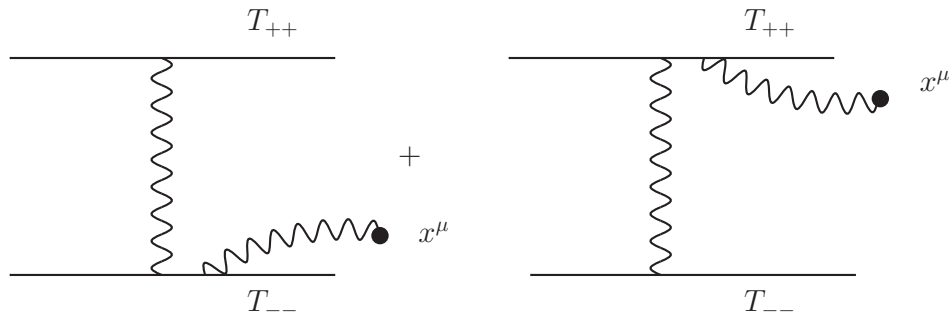


Figure 3.2: Graviton emission diagrams resulting from self corrections to $T_{\mu\nu}$. The first source interacts via the gravitational field created by the other and vice versa. The point x^μ is the space-time point where $g_{\mu\nu}$ is measured.

3.2 Calculating the Corrections for $T_{\mu\nu}$

Since these particles are point-like and massless, they should travel along null geodesics; as it is rigorously shown in [26] conservation of (the total) $T_{\mu\nu}$ is then guaranteed. This suggests that we need

$$T^{\mu\nu} = \frac{\pi\mu}{\kappa_4^2} \sum_{(I=1)}^2 x_{(I)}^{\dot{\mu}} x_{(I)}^{\dot{\nu}} \frac{1}{\sqrt{-g}} \delta^{(3)}(\vec{x}_{(I)} - \vec{x}_{(I)}(s_{(I)})) \quad (3.2)$$

which gives the total Stress -Energy tensor of both point-like particles of mass $\frac{\pi\mu}{\kappa_4^2}$ each moving along the trajectory $\vec{x}_{(I)}(s_{(I)})$ parameterized by $s_{(I)}$. The quantity g is the determinant of the (total) metric tensor, the factor π is in agreement with our convention (that reproduces (2.9) - see below) while the dots denote differentiation with respect to the parameter s_I . Before calculating higher order corrections to $T_{\mu\nu}$, we find it instructive to check whether this formula reproduces (2.9) in the case of one particle ($I = 1$). The trajectory of this particle which moves ultra-relativistic ally along negative x^3 is parameterized by

$$x_{(1)}^\mu(x^0, x^1, x^2, x^3) = (t, 0, 0, -t). \quad (3.3)$$

In light cone coordinates and choosing to parameterize the trajectory by x^- , equation (3.3) then implies

$$x_{(1)}^\mu = (x^+(x^-) = 0, x^-(x^-); x^1(x^-) = 0, x^2(x^-) = 0) = (0, x^-; 0, 0). \quad (3.4)$$

Direct substitution of (3.4) to (3.2) yields

$$T_{(1)}^{--} = T_{(1)++} = \frac{\pi\mu}{\kappa_4^2} \delta(x^+) \delta(x^1) \delta(x^2) \quad (3.5)$$

which is exactly equation (2.9) (for $b = 0$). This computation also clarifies the convection of π in (3.2). The part of $T_{\mu\nu}$ of equation (2.10) due to the second particle is reproduced similarly.

The next step is to calculate the next (second) order corrections (in μ) of $T_{\mu\nu}$ which translates into finding the corrections to the trajectories $x_{(I)}$. These may be obtained from the geodesic equations. In particular, we only need the first order corrections to $x_{(I)}$ as we already have a power of μ in front of the summation operator (see (3.2)). The geodesic equations we need read

$$\ddot{x}^\mu{}_I + \Gamma^\mu_{J;\nu\rho} \dot{x}^\nu_I \dot{x}^\rho_I = 0 \quad I, J = 1, 2 \quad I \neq J \quad (3.6)$$

and are interpreted as the motion of particle I in the gravitational field of the particle J (due to $\Gamma^\mu_{J;\nu\rho}$ where Γ are the Christoffel symbols) and vice versa; this is precisely the meaning of the subscripts I and J . We begin with computing the corrections to the particle $I = 1$ whose (first order) perturbed trajectory looks like ³

$$(x^\mu(x^-))^{(0)} + (x^\mu(x^-))^{(1)} = ((x^+)^{(1)}, x^- + (x^-)^{(1)}, b + (x^1)^{(1)}, (x^2)^{(1)}) \quad (3.7)$$

where we have chosen to parameterize the trajectory with x^- (i.e. $s_{(I=1)} = x^-$). The superscript ⁽¹⁾ denotes the order in the expansion. Taking into account (3.2) and the fact that $\Gamma^\mu_{(2)\nu\rho} \sim \mu$ otherwise is zero, we deduce that both of the terms \dot{x}^ν or \dot{x}^ρ have to be of zeroth order; i.e. the only choice is $\nu = \rho = -$. This implies that we need to determine Γ^μ_{--} to first order in μ that arise from the second particle ⁴ and which read

$$\Gamma^+_{--} = -\frac{1}{2}t_{2,x^-} \quad \Gamma^-_{--} = 0 \quad \Gamma^1_{--} = -\frac{1}{2}t_{2,x^1} \quad \Gamma^2_{--} = -\frac{1}{2}t_{2,x^2}. \quad (3.8)$$

³We drop the subscript ₍₁₎ which labels the particle $I = 1$ for simplicity.

⁴Where we (also) dropped the subscript ₍₂₎ which labels the second particle.

A few explanations about our notation are in order: the term t_2 is due to the second particle and is given in equation (2.11). The subscript $_{2,x^\mu}$ on t_2 denotes ordinary differentiation of the source ⁵ t_2 with respect to the coordinate x^μ . According to (2.11), the source t_2 is of first order in μ ⁶ and as a result the same applies for the Γ 's of (3.8); it should be by now obvious that the Christoffel symbols are due to the second particle (t_2).

The final step is to integrate (3.6) using (3.8) and using causal boundary conditions and substitute the result in formula (3.2). As we are interested in second order corrections in μ , we immediately conclude that at least one of x^μ or x^ν should be of order zero, i.e. $\mu = -$ or $\nu \neq -$ or $\mu \neq -, \nu = -$. We also note that $\sqrt{-g} \sim 1 + O(\mu^2)$ and hence according to (3.2) corrections from $\sqrt{-g}$ do not contribute to $T_{\mu\nu}$ at $O(\mu^2)$. We consider two cases

Case I: $\sqrt{-g} = 1, \mu = \nu = -$

In this case the modification of $T_{\mu\nu}$ of equation (3.2) to this order we are working is in the arguments of the delta's. We have ⁷

$$T^{--} = \frac{\pi\mu}{\kappa_4^2} \delta \left(x^+ - \frac{1}{2} \int dx^- \int dx^- t_{2,x^-} \right) \delta \left(x^1 - b - \frac{1}{2} \int dx^- \int dx^- t_{2,x^1} \right) \times \delta \left(x^2 - \frac{1}{2} \int dx^- \int dx^- t_{2,x^2} \right) \quad (3.9)$$

⁵As matter implies curvature and curvature (a non-flat metric) implies matter, we will often use these notions interchangeably while their distinction should be evident from the context.

⁶From now on we drop the superscript ⁽¹⁾ which denotes the order in μ from $t_{1,2}^{(1)}$.

⁷ All the integrations with respect to dx^\pm that follow from now on (see also Appendices A and B) will imply the obvious: $\int dx^-$ stands for $\int_{-\infty}^{x^-} dx'^-$, $\int dx^- \int dx^-$ stands for $\int_{-\infty}^{x^-} dx'^- \int_{-\infty}^{x'^-} dx''-$ etc.

Expanding the delta's to first order in the sources we obtain

$$T^{--} = \frac{\pi\mu}{\kappa_4^2} \left[\delta(x^+) \delta(x^1 - b) \delta(x^2) - \frac{1}{2} \int dx^- \left(t_2 \delta'(x^+) \delta(x^1 - b) \delta(x^2) \right. \right. \\ \left. \left. + \int dx^- \left(t_{2,x^1} \delta(x^+) \delta'(x^1 - b) \delta(x^2) + t_{2,x^2} \delta(x^+) \delta(x^1 - b) \delta'(x^2) \right) \right) \right]. \quad (3.10)$$

We may cast (the first order correction terms of the) last equation in a compact form by expressing it in terms of t_1 and t_2 . Using the identity

$$\mu \delta(x^\pm) \delta^{(2)}(\vec{r} - \vec{b}_{1,2}) = -\frac{1}{2\pi} \nabla_\perp^2 t_{1,2} \quad \vec{b}_{1,2} = (\pm b, 0) \quad (3.11)$$

(see (2.8) and (2.11)) the $O(\mu^2)$ terms of (3.10) take the form

$$(T_{(1)++})^{(2)} = (T_{(1)}^{--})^{(2)} = \frac{1}{4\kappa_4^2} \\ \times \int dx^- \left(t_2 \nabla_\perp^2 t_{1,x^+} + \nabla_\perp^2 t_{1,x^1} \int dx^- t_{2,x^1} + \nabla_\perp^2 t_{1,x^2} \int dx^- t_{2,x^2} \right) \quad (3.12)$$

where we restored the subscript (1) and the superscript (2) in order to highlight that this is the second order correction to $T_{\mu\nu}$ of the first particle.

Case II: $\sqrt{-g} = 1$, $\mu = -$, $\nu \neq -$

In this case the modification of $T_{\mu\nu}$ of equation (3.2) to this order we are working is in the factor $\dot{x}^\nu \dot{x}^- = \dot{x}^\nu$. Combining (3.6) and (3.8) one may compute \dot{x}^ν . Plugging this result to (3.2) and employing the identity (3.11) in order to write the transverse delta's in terms of t_1 yields to

$$(T_{(1)}^{+-})^{(2)} = -\frac{1}{4\kappa_4^2} t_2 \nabla_\perp^2 t_1 \quad (3.13a)$$

$$(T_{(1)+1})^{(2)} = -(T^{-1})^{(2)} = \frac{1}{4\kappa_4^2} \nabla_\perp^2 t_1 \int dx^- t_{2,x^1} \quad (3.13b)$$

$$(T_{(1)+2})^{(2)} = -(T^{-2})^{(2)} = \frac{1}{4\kappa_4^2} \nabla_\perp^2 t_1 \int dx^- t_{2,x^2}. \quad (3.13c)$$

Second order corrections to the total $T_{\mu\nu}$

The second order corrections to the stress energy tensor $(T_{(1)\mu\nu})^{(2)}$ of the first particle is given by equations (3.12) and (3.13). The corrections $(T_{(2)\mu\nu})^{(2)}$ of the second particle may be found analogously and therefore the second order corrections to the total stress energy tensor read

$$(T_{+-})^{(2)} = -(T^{+-})^{(2)} = \frac{1}{4} \frac{1}{\kappa_4^2} (t_2 \nabla_{\perp}^2 t_1 + t_1 \nabla_{\perp}^2 t_2) \quad (3.14a)$$

$$(T_{++})^{(2)} = \frac{1}{4} \frac{1}{\kappa_4^2} \int dx^- \left(t_2 \nabla_{\perp}^2 t_{1,x^+} + \nabla_{\perp}^2 t_{1,x^1} \int dx^- t_{2,x^1} + \nabla_{\perp}^2 t_{1,x^2} \int dx^- t_{2,x^2} \right) \quad (3.14b)$$

$$(T_{--})^{(2)} = \frac{1}{4} \frac{1}{\kappa_4^2} \int dx^+ \left(t_1 \nabla_{\perp}^2 t_{2,x^-} + \nabla_{\perp}^2 t_{2,x^2} \int dx^+ t_{1,x^2} + \nabla_{\perp}^2 t_{2,x^1} \int dx^+ t_{1,x^1} \right) \quad (3.14c)$$

$$(T_{+1})^{(2)} = \frac{1}{4} \frac{1}{\kappa_4^2} \nabla_{\perp}^2 t_1 \int dx^- t_{2,x^1} \quad (T_{-1})^{(2)} = \frac{1}{4} \frac{1}{\kappa_4^2} \nabla_{\perp}^2 t_2 \int dx^+ t_{1,x^1} \quad (3.14d)$$

$$(T_{+2})^{(2)} = \frac{1}{4} \frac{1}{\kappa_4^2} \nabla_{\perp}^2 t_1 \int dx^- t_{2,x^2} \quad (T_{-2})^{(2)} = \frac{1}{4} \frac{1}{\kappa_4^2} \nabla_{\perp}^2 t_2 \int dx^+ t_{1,x^2} \quad (3.14e)$$

$$(T_{11})^{(2)} = (T_{22})^{(2)} = (T_{12})^{(2)} = 0 \quad (3.14f)$$

The first equality in equation (3.14a) is not completely obvious and so we prove it below by considering

$$\begin{aligned} (T_{+-})^{(2)} &= (g_{+\mu} g_{-\nu} T^{\mu\nu})^{(2)} \\ &= g_{+\mu}^{(0)} g_{-\nu}^{(1)} (T^{\mu\nu})^{(1)} + g_{+\mu}^{(1)} g_{-\nu}^{(0)} (T^{\mu\nu})^{(1)} + g_{+\mu}^{(0)} g_{-\nu}^{(0)} (T^{\mu\nu})^{(2)} \\ &= g_{+-}^{(0)} g_{--}^{(1)} (T_{++})^{(1)} + g_{++}^{(1)} g_{-+}^{(0)} (T_{--})^{(1)} + g_{+-}^{(0)} g_{-+}^{(0)} (T^{-+})^{(2)} \\ &= (-1)(t_2) \left(-\frac{1}{2\kappa_4^2} \nabla_{\perp}^2 t_1 \right) + (t_2)(-1) \left(-\frac{1}{2\kappa_4^2} \nabla_{\perp}^2 t_1 \right) \\ &\quad + (-1)(-1) \left(-\frac{1}{4} \frac{1}{\kappa_4^2} (t_2 \nabla_{\perp}^2 t_1 + t_2 \nabla_{\perp}^2 t_1) \right) \\ &= \frac{1}{4} \frac{1}{\kappa_4^2} (t_2 \nabla_{\perp}^2 t_1 + t_2 \nabla_{\perp}^2 t_1) \end{aligned} \quad (3.15)$$

where in the fourth equality we used the fact that the Stress-Energy tensor of the point particles (see (2.9), (2.10) and (3.11)) to first order in μ may take the form

$$T_{++}^{(1)} = -\frac{1}{2\kappa_4^2} \nabla_{\perp}^2 t_1 \quad T_{--}^{(1)} = -\frac{1}{2\kappa_4^2} \nabla_{\perp}^2 t_2. \quad (3.16)$$

Despite working mostly with (3.14) which is a compact expression, for concreteness, we write $T_{\mu\nu}$ of (3.14) in terms of the coordinates in order to clarify its form. Defining

$$\vec{r}_1 = \vec{r} - \vec{b}_1 \quad \vec{r}_2 = \vec{r} - \vec{b}_2. \quad (3.17)$$

and employing (3.11) in (3.14) we obtain

$$(T_{+-})^{(2)} = \frac{\pi\mu^2}{2\kappa_4^2} \log(2k|b|) \delta(x^+) \delta(x^-) (\delta^{(2)}(\vec{r}_1) + \delta^{(2)}(\vec{r}_2)) \quad (3.18a)$$

$$(T_{++})^{(2)} = \frac{\pi\mu^2}{2\kappa_4^2} \theta(x^-) \left[\log(2k|b|) \delta'(x^+) \delta^{(2)}(\vec{r}_1) + \frac{x^-}{x^1 + b} \delta(x^+) \delta'(x^1 - b) \delta(x^2) \right. \\ \left. + \frac{x^- x^2}{4b^2 + (x^2)^2} \delta(x^+) \delta(x^1 - b) \delta'(x^2) \right] \quad (3.18b)$$

$$(T_{+1})^{(2)} = \frac{\pi\mu^2}{4\kappa_4^2 |b|} \theta(x^-) \delta(x^+) \delta^{(2)}(\vec{r}_1) \quad (3.18c)$$

$$(T_{+2})^{(2)} = 0 \quad (3.18d)$$

The asymmetry between $T_{+1}^{(2)}$ and $T_{+2}^{(2)}$ is due to the fact that the impact parameter \vec{b} has only x^1 component (see (2.11)). The rest non zero components that complete (3.18) may be obtained using the discrete symmetries of the problem: $T_{--}^{(2)}$ and $T_{-1}^{(2)}$ may be obtained from $T_{++}^{(2)}$ and $T_{+1}^{(2)}$ respectively by interchanging $+ \leftrightarrow -$ and $b \leftrightarrow -b$.

We want to justify our claim that the $T_{\mu\nu}^{(2)}$ corrections to $T_{\mu\nu}$ correspond to null geodesics. For this we consider the line element $ds^2 = -2dx^+ dx^- + t_2(dx^-)^2 + dx_{\perp}^2$ of the second shockwave t_2 (the analogue of (2.3)). For time-like distances and for fixed transverse position we have $ds^2 = 0 = -2dx^+ dx^- + t_2(dx^-)^2$ and integrating

over the discontinuity due to the trajectory of the first particle (t_1) along the second shockwave (t_2) we deduce that

$$(\Delta x^+)^{(1)} = \int dx^- = \frac{1}{2} \int dx^- t_2 \quad (3.19)$$

The superscript ⁽¹⁾ on this equation highlights the fact that the discontinuity along the shockwave t_1 is of first order in μ and it implies that the trajectory of the second particle will be modified by along x^+ by $(\Delta x^+)^{(1)}$. But according to the argument of the first δ -function of (3.9), equation (3.19) is exactly equal to the shift along x^+ that we have already encountered from the geodesic analysis (for the first particle). This completes our argument.

3.3 Conservation, Tracelessness and Field Equations

The second order corrections to (the total) $T_{\mu\nu}$ have already been calculated in the previous section. One, may check by a direct computation using (B.2) that this $T_{\mu\nu}$ is covariantly conserved. Explicitly this means that

$$\begin{aligned} ((\nabla^\mu)^{(0)} + (\nabla^\mu)^{(1)}) ((T_{\mu\nu})^{(1)} + (T_{\mu\nu})^{(2)}) &= \delta_{\pm\nu} \nabla_\perp^2 t_1 \nabla_\perp^2 t_2 + O(\mu^3) \\ &= O(\mu^3) \text{ when } \vec{b}_1 \neq \vec{b}_2 \text{ otherwise } \sim \delta_{\pm\nu} \delta^{(2)}(0) \end{aligned} \quad (3.20)$$

where ∇ denotes a covariant derivative while the superscripts denote the order in μ while we have used the identity (B.2). Therefore we conclude that $T_{\mu\nu}$ is conserved if and only if the impact parameter is not zero ⁸. This is one of our main conclusions in this paper.

⁸The zero impact parameter b causes problem in the metric as well. As we will see, as $b \rightarrow 0$, the metric tensor diverges logarithmically (see section 6.2).

It is also useful to compute the trace of $T_{\mu\nu}$ as it enters the field equations (see (2.5)). A short computation yields to

$$T = g^{\mu\nu}T_{\mu\nu} = (g^{\mu\nu})^{(1)}(T_{\mu\nu})^{(1)} + (g^{\mu\nu})^{(0)}(T_{\mu\nu})^{(2)} = 0 + O(\mu^3) \quad (3.21)$$

which shows that the stress-Energy tensor is traceless to order μ^2 . Tracelessness is very convenient as it simplifies Einstein's equations which become

$$R_{\mu\nu} = \kappa_4^2 T_{\mu\nu} + O(\mu^3) \quad \kappa_4^2 = 8\pi G_4. \quad (3.22)$$

CHAPTER 4

FIELD EQUATIONS

4.1 Field Equations to $O(\mu^2)$

In this section we wish to write an explicit form of (3.22) up to order $O(\mu^2)$. In order to determine these (differential) equations we take into account that the zeroth order terms satisfy (3.22) trivially as $R_{\mu\nu}^{(0)} = T_{\mu\nu}^{(0)} = 0$ while $R_{\mu\nu}^{(1)}$ (resulting from the first order terms of (2.11)) is compensated by $T_{\mu\nu}^{(1)}$ of equations (2.9) and (2.10). Thus, we only need

$$R_{\mu\nu}^{(2)} = \kappa_4^2 T_{\mu\nu}^{(2)} \tag{4.1}$$

where $T_{\mu\nu}^{(2)}$ has already been calculated in the previous Chapter and is given by (3.14). It is crucial to state that $R_{\mu\nu}^{(2)}$ receives two different type of contributions: (a) The contribution due to the (pre)existing shockwaves (that is due to the t_1 and t_2 terms of (2.11)); we denote this contribution by $(R_{\mu\nu}^{(2)})_{t_{12}}$. (b) The contribution due to the (second order) corrections (in μ) of the metric (that is due to $g_{\mu\nu}^{(2)}$); we denote this contribution by $(R_{\mu\nu}^{(2)})_g$. Recalling equation (2.11) that gives the form of the metric at all times and expanding (4.1) to $O(\mu^2)$, we expect that it should have the form

$$(R_{\mu\nu}^{(2)})_g + (R_{\mu\nu}^{(2)})_{t_{12}} = \kappa_4^2 T_{\mu\nu}^{(2)} \tag{4.2}$$

where $(R_{\mu\nu}^{(2)})_{t_{12}}$ (and $T_{\mu\nu}^{(2)}$) is known while $(R_{\mu\nu}^{(2)})_g$ is what we will use in order to determine $g_{\mu\nu}^{(2)}$ (see (4.4)). Equation (4.2) may also be cast in the form

$$(R_{\mu\nu}^{(2)})_g = \kappa_4^2 T_{\mu\nu}^{(2)} - (R_{\mu\nu}^{(2)})_{t_{12}} \quad (4.3)$$

and view $(R_{\mu\nu}^{(2)})_{t_{12}}$ as an effective (contribution to the total) Stress-Energy tensor (see (4.4) and (4.9)). Dropping the superscripts $^{(2)}$ from $g_{\mu\nu}^{(2)}$ and $T_{\mu\nu}^{(2)}$ and the superscripts $^{(1)}$ from $t_{1,2}^{(1)}$ for simplicity ¹, we find that the components of (3.22) to second order in μ read

$$\begin{aligned} (++) \quad \frac{1}{2} \left[-g_{++ , x^1 x^1} - g_{++ , x^2 x^2} + 2g_{+1 , x^+ x^1} + 2g_{+2 , x^+ x^2} \right. \\ \left. - g_{11 , x^+ x^-} - g_{22 , x^+ x^-} \right] = \kappa_4^2 T_{++}, \end{aligned} \quad (4.4a)$$

$$\begin{aligned} (+-) \quad \frac{1}{4} \left[-2g_{+- , x^2 x^2} - 2g_{+- , x^1 x^1} + 2g_{+2 , x^- x^2} + 2g_{+1 , x^- x^1} - 2g_{++ , x^- x^-} \right. \\ \left. + 2g_{-2 , x^+ x^2} + 2g_{-1 , x^+ x^1} - 2g_{11 , x^+ x^-} - 2g_{22 , x^+ x^-} + 4g_{+- , x^+ x^-} \right. \\ \left. - 2g_{-- , x^+ x^+} - 2t_{1 , x^1} t_{2 , x^1} - 2t_{1 , x^2} t_{2 , x^2} + t_{1 , x^+} t_{2 , x^-} \right] = \kappa_4^2 T_{+-}, \end{aligned} \quad (4.4b)$$

$$\begin{aligned} (+1) \quad \frac{1}{4} \left[-2g_{+1 , x^2 x^2} + 2g_{+2 , x^+ x^-} - 2g_{++ , x^- x^1} + 2g_{12 , x^+ x^2} - 2g_{22 , x^+ x^1} \right. \\ \left. + 2g_{+- , x^+ x^1} + 2g_{+1 , x^+ x^-} - 2g_{-1 , x^+ x^+} + t_{1 , x^+} t_{2 , x^1} \right] = \kappa_4^2 T_{+1}, \end{aligned} \quad (4.4c)$$

$$\begin{aligned} (11) \quad \frac{1}{2} \left[-g_{11 , x^2 x^2} + 2g_{12 , x^1 x^2} - g_{22 , x^1 x^1} + 2g_{+- , x^1 x^1} - 2g_{+1 , x^- x^1} - 2g_{-1 , x^+ x^1} \right. \\ \left. + 2g_{11 , x^+ x^-} + t_{1 , x^1} t_{2 , x^1} + t_{1 , x^1 x^1} t_2 + t_1 t_{2 , x^1 x^1} \right] = k_4^2 T_{11} = 0, \end{aligned} \quad (4.4d)$$

$$\begin{aligned} (22) \quad \frac{1}{2} \left[-g_{11 , x^2 x^2} + 2g_{12 , x^1 x^2} - g_{22 , x^1 x^1} + 2g_{22 , x^+ x^-} - 2g_{+2 , x^- x^2} - 2g_{-2 , x^+ x^1} \right. \\ \left. + 2g_{+- , x^2 x^2} + t_{1 , x^2} t_{2 , x^2} + t_{1 , x^2 x^2} t_2 + t_1 t_{2 , x^2 x^2} \right] = k_4^2 T_{22} = 0, \end{aligned} \quad (4.4e)$$

$$\begin{aligned} (12) \quad \frac{1}{4} \left[4g_{+- , x^1 x^2} - 2g_{+1 , x^- x^2} - 2g_{+2 , x^- x^1} - 2g_{-1 , x^+ x^2} - 2g_{-2 , x^+ x^1} + 4g_{12 , x^+ x^-} \right. \\ \left. t_{2 , x^2} t_{1 , x^1} + t_{1 , x^2} t_{2 , x^1} + 2t_2 t_{1 , x^1 x^2} + 2t_1 t_{2 , x^1 x^2} \right] = \kappa_4^2 T_{12} = 0 \end{aligned} \quad (4.4f)$$

¹We restore the superscripts that denote the order where is necessary.

where $t_{1,2}$ are given by (2.11) and correspond to the geometry for negative times while the components of $T_{\mu\nu}$ are given by (3.14). Indeed (4.4) has the expected form of equation (4.2). The above set of the field equations has been written without specifying the gauge. In the next section, we will see how these may be simplified by making a convenient gauge choice.

4.2 Choosing the Gauge

We follow the standard procedure in order to solve (4.4): We define a new coordinate system \tilde{x}^ν with respect to the old one x^ν (see (2.1)) by

$$\tilde{x}^\nu = x^\nu + (\xi^\nu)^{(2)} \quad (4.5)$$

where $(\xi^\nu)^{(2)}$ is an arbitrary function of the (old coordinates) x^κ and is second order in μ . Obviously, this transformation induces a second order change in μ to $g_{\mu\nu}^{(2)}$ but does not alter $g_{\mu\nu}^{(0)}$ and $g_{\mu\nu}^{(1)}$. More precisely the second order terms of the metric transform to

$$\tilde{g}_{\mu\nu}^{(2)} = g_{\mu\nu}^{(2)} + \xi_{\mu;\nu}^{(2)} + \xi_{\nu;\mu}^{(2)} \quad (4.6)$$

where the semicolon denotes a covariant derivative². What is remarkable is that the field equations remain invariant under this transformation as it may be shown on general grounds [1, 26, 27, 28]. For concreteness, we exhibit it here for the (12) component, equation (4.4f). Taking into account that at the order we are working, the covariant derivative may be replaced by ordinary differentiation, plugging the tensor

²In fact $\tilde{g}_{\mu\nu}^{(2)} - g_{\mu\nu}^{(2)} = \xi_{\mu;\nu} + \xi_{\nu;\mu}$ is exactly equal to the action of the Lie derivative acting on $g_{\mu\nu}^{(2)}$ along the vector field ξ^ν , i.e. $\mathcal{L}_\xi g_{\mu\nu}^{(2)} = \xi_{\mu;\nu}^{(2)} + \xi_{\nu;\mu}^{(2)}$.

$\xi_{\mu;\nu}^{(2)} + \xi_{\nu;\mu}^{(2)}$ into the differential part of (4.4f) and dropping (again) the superscript $^{(2)}$ from the ξ 's for simplicity, we obtain

$$\begin{aligned}
& \frac{1}{4} \left[4(\xi_{+,x^-} + \xi_{-,x^+})_{,x^1x^2} - 2(\xi_{+,x^1} + \xi_{1,x^+})_{,x^-x^2} - 2(\xi_{+,x^2} + \xi_{2,x^+})_{,x^-x^1} \right. \\
& \quad \left. - 2(\xi_{-,x^1} + \xi_{1,x^-})_{,x^+x^2} - 2(\xi_{-,x^2} + \xi_{2,x^-})_{,x^+x^1} + 4(\xi_{1,x^2} + \xi_{2,x^1})_{,x^+x^-} \right] \\
& = \frac{1}{4} \left[\{(4\xi_{+,x^-,x^1,x^2} - 2\xi_{+,x^1,x^-,x^2} - 2\xi_{+,x^2,x^-,x^1}) + (+ \leftrightarrow -)\} \right. \\
& \quad \left. + \{(4\xi_{1,x^2,x^+,x^-} - 2\xi_{1,x^+,x^-,x^2} - 2\xi_{1,x^-,x^+,x^2}) + (1 \leftrightarrow 2)\} \right] = 0 \quad (4.7)
\end{aligned}$$

where we used the fact that partial derivatives commute. So far, the vector field ξ has been arbitrary while the result of the transformation (4.5) on (4.4) is just the relabeling $g_{\mu\nu} \rightarrow \tilde{g}_{\mu\nu}$. A convenient choice of ξ_ν is the one that satisfies de Donder gauge

$$\tilde{g}_{\mu\nu,}{}^\mu - \frac{1}{2}\eta_{\mu\nu}\tilde{g}_\kappa{}^\kappa = 0 \quad (4.8)$$

where $\eta_{\mu\nu} = g_{\mu\nu}^{(0)}$ is the flat metric. Applying this gauge to the field equations that we are interested, equations (4.4), and dropping the tilde symbol from $\tilde{g}_{\mu\nu}$ for simplicity, the field equations simplify to

$$\begin{aligned}
(++)\quad \square g_{++} = & -\frac{1}{2} \int dx^- \left(t_2 \nabla_\perp^2 t_{1,x^+} \right. \\
& \left. + \nabla_\perp^2 t_{1,x^1} \int dx^- t_{2,x^1} + \nabla_\perp^2 t_{1,x^2} \int dx^- t_{2,x^2} \right), \quad (4.9a)
\end{aligned}$$

$$\begin{aligned}
(+ -)\quad \square g_{\mu\nu} = & -\frac{1}{2} (t_2 \nabla_\perp^2 t_1 + t_2 \nabla_\perp^2 t_1) - t_{1,x^1} t_{2,x^1} \\
& - t_{1,x^2} t_{2,x^2} + \frac{1}{2} t_{1,x^+} t_{2,x^-}, \quad (4.9b)
\end{aligned}$$

$$(+1)\quad \square g_{++} = -\frac{1}{2} \nabla_\perp^2 t_1 \int dx^- t_{2,x^1} + \frac{1}{2} t_{1,x^+} t_{2,x^1}, \quad (4.9c)$$

$$(11)\quad \square g_{11} = t_{1,x^1} t_{2,x^1} + t_{1,x^1x^1} t_2 + t_1 t_{2,x^1x^1} = 0, \quad (4.9d)$$

$$(12)\quad \square g_{12} = \frac{1}{2} t_{2,x^2} t_{1,x^1} + \frac{1}{2} t_{1,x^2} t_{2,x^1} + t_2 t_{1,x^1x^2} + t_1 t_{2,x^1x^2} = 0 \quad (4.9e)$$

where we have used (3.14) while \square is the scalar operator in flat space; that is

$$\square \equiv \eta^{\mu\nu} \partial_\mu \partial_\nu = -2\partial_{x^+} \partial_{x^-} + \nabla_\perp^2. \quad (4.10)$$

In the next chapter we will see how equations (4.9) may be solved imposing appropriate boundary conditions.

CHAPTER 5

SOLVING THE FIELD EQUATIONS AND CAUSALITY

5.1 Green's Function and Boundary Conditions

In this section we will show how to solve (4.9) by seeking for causal solutions. The casual boundary conditions imply that the flat metric in the presence of the shock-waves, as can be checked, is an exact solution to Einsteins equations with a right hand side given by (2.9) and (2.10), for negative times only. For positive times, that is for $x^+ > 0$ and $x^- > 0$, the second order corrections (in μ) of the metric are switched on as the point $x^+ = x^- = 0$ is the collision point. Simultaneously, the initial Stress-Energy tensor of the (massless) particles that induces the shock-waves suffers a change (see figure 3.2 and (3.14)) that also has to be taken into account.

The retarded Green's function we need corresponding to the differential operator (4.10) is known and in light-cone coordinates is given by

$$G(x^\mu - x'^\mu) = -\frac{1}{4\pi} \frac{\theta(x^+ - x'^+) \theta(x^- - x'^-)}{\frac{1}{\sqrt{2}} ((x^+ - x'^+) + (x^- - x'^-))} \delta \left(\sqrt{2(x^+ - x'^+)(x^- - x'^-)} - |\vec{r} - \vec{r}'| \right) \quad (5.1)$$

where according to (2.4), $\vec{r} = (x^1, x^2)$, θ denotes a theta (step) function while equation (5.1) (the retarded Green's function) satisfies

$$\square G(x^\mu - x'^\mu) = \delta(x^+ - x'^+) \delta(x^- - x'^-) \delta^{(2)}(\vec{r} - \vec{r}'). \quad (5.2)$$

5.2 Integration over the Light-Cone Plane

The procedure we have to follow is standard: we convolute the right hand sides of (4.9) with (5.1) and integrate in all over space-time. We find it convenient to introduce the following notation

$$G \otimes f(x'^\kappa) \equiv \int_{-\infty}^{\infty} dx'^+ \int_{-\infty}^{\infty} dx'^- \int d^2\vec{r}' G(x^\mu - x'^\mu) f(x'^\kappa) \quad (5.3)$$

where $f(x'^\kappa)$ is any arbitrary function of x'^κ while the last integral denotes integration in the transverse plane. We wish to perform the x^\pm integrations for all the possible cases that we will encounter while specifying $g_{\mu\nu}^{(2)}$ from (4.9). We organize these integrations in five cases while we leave the details of the calculation for Appendix A.

Remark 1: In addition to the five cases of the x^\pm integrations which we solve in Appendix A there exists another case that involves the evaluation of

$$G \otimes \int dx^- \int dx^- \left(t_{2,x^1} \nabla_{\perp}^2 t_{1,x^1} + t_{2,x^2} \nabla_{\perp}^2 t_{1,x^2} \right) \quad (5.4)$$

that arises from (4.9a). Due to the complication of the calculation we evaluate this term in a separate Appendix (see Appendix B, equation (B.3)).

Remark 2: The results of all of the integrations in the light-cone plane (performed in Appendices A and B) are proportional to the product $\theta(x^+) \theta(x^-)$. This implies that the second order corrections to $g_{\mu\nu}$ appear in the forward light-cone (see figure A.1) which is what we have initially demanded by seeking for a causal solution.

Remark 3: The right hand sides of (4.9) contains expressions of the form $t_1 t_2$ differentiated with respect to x^μ in some fashion. According to (2.11), these expressions are proportional to $\delta(x^+) \delta(x^-)$ or their derivatives. Our previous analysis has already taken care of the x^\pm integrations and so from now on, by $t_{1,2}$ we will mean just the transverse part of $t_{1,2}$: $-\mu \log(\sqrt{(x^1 \pm b)^2 + (x^2)^2})$.

5.3 Integration over the Transverse Plane

Having performed the x^\pm integrations we move to the integration over the transverse plane. The quantities we have to integrate have the structure $\partial_{x_a^i}(t_1 t_2)$ or $\partial_{x_a^i x_c^j}^2(t_1 t_2)$ where $a, c; i, j = 1, 2$. The subscript a (c) and the superscript i (j) denotes differentiation of the source t_a (t_c) with respect to the space-time coordinate x^i (x^j). We may reduce the number of the different integrals that we have to perform by working as follows. We firstly introduce the vectors

$$\vec{b}_1 = (b_{11}, b_{12}) \quad \vec{b}_2 = (b_{21}, b_{22}) \quad (5.5)$$

and generalize the form of (the transverse part of) $t_{1,2}$ given by (2.11) to

$$t_1(\vec{r} - \vec{b}_1) = -\mu \log(kr_1) \quad t_2(\vec{r} - \vec{b}_2) = -\mu \log(kr_2) \quad (5.6)$$

where $(\vec{r}_{1,2})$ where defined by (3.17). The next step is to exchange the derivatives acting on $t_{1,2}$, that is $\partial_{x_a^i}$ with differentiations with respect to b 's of (5.5), that is with $-\partial_{b_{ai}}$ ². Finally, at the end of our calculations we take the limits

$$\vec{b}_1 \rightarrow (b, 0) \quad \vec{b}_2 \rightarrow (-b, 0). \quad (5.7)$$

¹There is another case where we have to integrate terms of the form $\nabla_\perp^2 t_{1,2}$. However, according to (3.11) these (transverse) integrations are trivial as they involve delta functions.

²So for instance $t_{1,x^1} t_{2,x^1}$ takes the form $\partial_{b_{11} b_{21}}^2(t_1 t_2)$.

Looking equations (4.9b)-(4.9e) we see that they involve the product $t_1 t_2$ differentiated with respect to the transverse coordinates ³. Exchanging the transverse differentiations, according to our earlier discussion in this section, with derivatives with respect to the components of $\vec{b}_{1,2}$ and taking into account the transverse part of the Green's function, (5.1), we see at once that we have to calculate the following integral

$$\mathcal{J}(r_1, r_2, \tau) = \frac{1}{2\pi\tau} \int_0^\infty \int_0^{2\pi} r' dr' d\phi' \delta(\tau - r') \log(k|r' + r_1|) \log(k|r' + r_2|) \quad (5.8)$$

where we have introduced the convenient factor $\frac{1}{2\pi\tau}$.

Now, the non trivial integration is the angular integration as the radial one becomes trivial due to the δ -function. Both of the integrations are performed in Appendix C and the final result reads

$$\begin{aligned} \mathcal{J}(r_1, r_2, \tau) = & \theta(r_1 - \tau)\theta(r_2 - \tau)\mathcal{J}_1(r_1, r_2, \tau) + \theta(\tau - r_2)\theta(r_1 - \tau)\mathcal{J}_2(r_1, r_2, \tau) \\ & + \theta(\tau - r_1)\theta(r_2 - \tau)\mathcal{J}_3(r_1, r_2, \tau) + \theta(\tau - r_1)\theta(\tau - r_1)\mathcal{J}_4(r_1, r_2, \tau) \end{aligned} \quad (5.9)$$

where the \mathcal{J} 's may be found with the help of table C.1 and equation (C.4). Equation (5.9) is the last ingredient that allows us to obtain the desired solutions for equations (4.9). We display the results in the next section.

5.4 The Formula for $g_{\mu\nu}^{(2)}$

Having performed all of the integrations arising from the convolution of the right hand sides of (4.9) with the Green's function (5.1), we are in a position to derive the final formulas for $g_{\mu\nu}^{(2)}$ ⁴. The ingredients that we need, have been obtained or defined

³Where $t_1 t_2 \sim \log(kr_1) \log(kr_2)$; see (2.11) while the x^\pm contributions have already been taken into account in the previous section.

⁴We have restored the superscript ⁽²⁾ on the corrections of $g_{\mu\nu}$ in order to highlight the order in μ that we are working.

in the previous sections and in Appendices A, B and C. To begin with, we need the defining equations for $t_{1,2}$ and $T_{\mu\nu}^{(2)}$ given by (2.11) and (3.14) respectively but with the generalized $\vec{b}_{1,2}$ (see (5.5)) instead (of (5.7)) while identity (3.11) is very useful. We also need the value of the integral \mathcal{J} defined in (5.8) and given by (5.9), (C.4) and table C.1 as well as (3.17) and (A.1) that define $r_{1,2}$ and τ, η respectively. The final formula for $g_{\mu\nu}^{(2)}$ is eventually given below.

The Formula for $g_{\mu\nu}^{(2)}$

$$g_{++}^{(2)} = \lim_{\vec{b}_{1,2} \rightarrow (\pm b, 0)} \left\{ \frac{1}{\sqrt{2}} \mu^2 \theta(x^+) \theta(x^-) \left\{ \log(k|\vec{b}_2 - \vec{b}_1|) \partial_{x^+} \left(\frac{r_1}{r_1^2 + 2(x^\pm)^2} \theta(\tau - r_1) \right) \right. \right. \\ \left. \left. + \frac{1}{2x^+} \left[\frac{b_{11} - b_{21}}{|\vec{b}_2 - \vec{b}_1|^2} \theta(\tau - r_1) \partial_{x^1} \left(r_1 \frac{\tau^2 - r_1^2}{r_1^2 + 2(x^+)^2} \right) + (1 \leftrightarrow 2) \right] \right\} \right\}, \quad (5.10a)$$

$$g_{+-}^{(2)} = \lim_{\vec{b}_{1,2} \rightarrow (\pm b, 0)} \left\{ \frac{1}{2} \mu^2 \theta(x^+) \theta(x^-) \operatorname{sech} \eta \left\{ \frac{1}{2\tau} \log(k|\vec{b}_2 - \vec{b}_1|) \delta(\tau - r_1) \right. \right. \\ \left. \left. + \left[\partial_{b_{11}b_{21}}^2 - \frac{1}{4} \left(\frac{1}{\tau^2} \operatorname{sech}^2 \eta + \frac{1}{2} \tau \partial_\tau \left(\frac{1}{\tau} \partial_\tau \right) \right) \right] \mathcal{J}(r_1, r_2, \tau) + (1 \leftrightarrow 2) \right\} \right\}, \quad (5.10b)$$

$$g_{+1}^{(2)} = \lim_{\vec{b}_{1,2} \rightarrow (\pm b, 0)} \left\{ \frac{1}{\sqrt{2}} \mu^2 \theta(x^+) \theta(x^-) \left\{ \frac{b_{11} - b_{21}}{|\vec{b}_2 - \vec{b}_1|^2} \frac{r_1}{r_1^2 + 2(x^\pm)^2} \theta(\tau - r_1) \right. \right. \\ \left. \left. + \frac{1}{2} (\partial_{b_{21}}) \left[\frac{1}{1 + e^{\pm 2\eta}} \partial_\tau - \frac{1}{2\tau} \operatorname{sech}^2 \eta \right] \mathcal{J}(r_1, r_2, \tau) \right\} \right\}, \quad (5.10c)$$

$$g_{11}^{(2)} = \lim_{\vec{b}_{1,2} \rightarrow (\pm b, 0)} \left\{ -\frac{1}{2} \mu^2 \theta(x^+) \theta(x^-) \operatorname{sech} \eta \right. \\ \left. \times \left\{ \partial_{b_{11}b_{21}}^2 + \partial_{b_{11}b_{11}}^2 + \partial_{b_{21}b_{21}}^2 \right\} \mathcal{J}(r_1, r_2, \tau) \right\}, \quad (5.10d)$$

$$g_{12}^{(2)} = \lim_{\vec{b}_{1,2} \rightarrow (\pm b, 0)} \left\{ -\frac{1}{4} \mu^2 \theta(x^+) \theta(x^-) \operatorname{sech} \eta \right. \\ \left. \left\{ \partial_{b_{22}b_{11}}^2 + \partial_{b_{12}b_{21}}^2 + 2\partial_{b_{11}b_{12}}^2 + 2\partial_{b_{21}b_{22}}^2 \right\} \mathcal{J}(r_1, r_2, \tau) \right\}. \quad (5.10e)$$

In order to arrive to (5.10) we have convoluted (5.1) with the right hand side of (4.9) and employed (A.2), (A.3), (A.4), (A.5), (A.6) and (B.3). In particular we have applied (A.6) and (B.3) for (4.9a), (A.2) and (A.3) for (4.9b), (A.4) and (A.5) for (4.9c) and (A.2) for both (4.9d) and (4.9e).

The reason in preferring to work with the generalized $\vec{b}_{1,2}$ is because the $g_{\mu 2}^{(2)}$ may be obtain from $g_{\mu 1}^{(2)}$ under $1 \leftrightarrow 2$ before taking the limits as in (5.7); thus reducing the amount of calculations. Finally, $(-\mu)$ are obtained from $(+\mu)$ under the (simultaneous) interchanges $(+ \leftrightarrow -)$ and $(\vec{b}_1 \leftrightarrow \vec{b}_2)$. These steps complete the determination of $g_{\mu\nu}^{(2)}$. Formula (5.10) is the final result of this project and we will analyze it in the next Chapter.

CHAPTER 6

AREA OF VALIDITY AND CONCLUSIONS

6.1 Area of Validity

We have seen below (2.4) that the parameter μ we use in our expansion has dimensions of length. On the other hand we know that the components of the metric should be dimensionless. Hence, each power in μ is compensated by an inverse power of the coordinates times a logarithm (with argument $kr_{1,2}$, kb or $k\tau$) in some power at most. For simplicity (although not necessary), we restrict our discussion at middle -rapidity where $\eta \approx 0$ that is for $x^+ \approx x^-$ (see (A.1) and figure A.1). This means that any k^{th} -order (in μ) contribution to the metric, where k is a positive integer, will generally have the form ¹

$$g_{\mu\nu}^{(k)}(x^\mu) = \mu^k \theta(x^+) \theta(x^-) \sum_{ijl} c_{ijk}(x^\mu) \frac{1}{r_1^i r_2^j \tau^l} \quad i + j + l = k > 0 \quad (6.1)$$

(see (5.10)) where $c_{ijk}(x^\mu)$ are dimensionless real functions of x^μ ². We thus believe that our expansion is valid at high energies, that is small μ , compared to $r_{1,2}$ and τ . In fact, only one of $r_{1,2}$ or τ has to be large compared to μ . So for instance (5.10) is a good approximation for small τ but large $r_{1,2}$ (see figure 6.1, region *I*) and also for

¹This form applies away from the light-cone because on the light-cone there also exist $\delta(\tau - r_{1,2})$ terms (see (6.2)).

²Such as θ -functions, logarithms and real coefficients

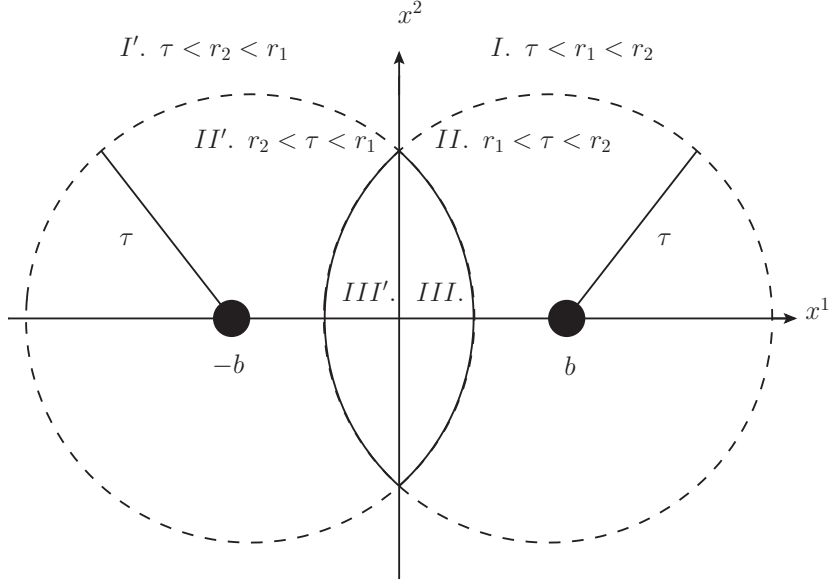


Figure 6.1: The reaction plane: Regions III and III' correspond to $r_1 < r_2 < \tau$ and $r_2 < r_1 < \tau$ respectively. The dark dots are the centers of the shockwaves and are located at an impact parameter $2b$ apart while $r_{1,2}$ denote the distance of the arbitrary point \vec{r} from the center of each shockwave (right and left respectively). According to causality, at any given proper time τ , the propagation from the centers will reach the points on the peripheries (at most). This suggests that any given point \vec{r} on the transverse plane of the “produced” metric at given τ will evolve according to the region where it belongs to (see equations (5.10), (C.4) and (C.5)) and there are three different possibilities (and three from their mirror images).

small $r_{1,2}$ but large τ (region III) provided that the massless particles creating the shockwaves are not energetically enough (μ is small). This is in contrast to [12] where μ has dimensions of length to the negative third power and hence the expansion there was valid for early proper times.

6.2 Conclusions

In this work we have found the first non-trivial causal corrections to the problem of shockwaves collisions in gravity created by boosting two black holes to the speed of

light. The collision is assumed asymmetric and occurs at low energies (see previous section). In terms of Feynman diagrams, our result, formula (5.10), corresponds to the resummation of the diagrams of figures 2.3 and 3.2.

Our conclusions are summarized as follows.

1. The corrections to $g_{\mu\nu}$ evolve non trivially and constrained by causality in an intuitive way. In particular, the behavior of $g_{\mu\nu}$ at any point on the transverse plane, is determined from whether the propagation from the center of each individual nucleus has enough proper time to reach the point under consideration or not. Figure 6.1 is a snapshot taken at given proper time τ and depicts the six kinematical regions where $g_{\mu\nu}$ evolves differently while it has the general form

$$\begin{aligned}
g_{\mu\nu}^{(2)} = & \theta(r_2 - \tau)\theta(r_1 - \tau)A_{\mu\nu}^I(x^\kappa, b) + \theta(\tau - r_1)\theta(\tau - r_2)A_{\mu\nu}^{III}(x^\kappa, b) \\
& + \{ \theta(r_2 - \tau)\theta(\tau - r_1)A_{\mu\nu}^{II}(x^\kappa, b) + (b \leftrightarrow -b) \} \\
& + \text{terms proportional to } \delta(\tau - r_{1,2}).
\end{aligned} \tag{6.2}$$

The indices I , II , III on $A_{\mu\nu}$ correspond to the regions I , II , III of figure 6.1 respectively ³. The δ -function terms arise from differentiating the θ -functions of the right hand sides of (5.10) (see also (5.9)). They represent two shockwaves centered at the center of each shockwave and expanding on the transverse plane with speed τ (that is with the speed of light). This particular behavior of the metric was our initial motivation for dealing with this problem and our calculations confirm our earlier conjecture [12].

³The $(b \leftrightarrow -b)$ terms cover region I', II' and III' since under this interchange we have $r_1 \leftrightarrow r_2$.

2. The presence of matter, $T_{\mu\nu}$, and the back-reactions affect the metric (see for example (5.10a) and (5.10c)) not only on the forward light-cone but also inside. This implies that we cannot in principle solve Einstein's equations in vacuum (ignoring the point-like particles that create the shocks) arguing that we are away from the sources unless we know the boundary conditions that these sources enforce on the metric inside the light-cone. This is in analogy to classical electrodynamics: solving Laplace equation for the scalar potential away from a point charge sitting at the origin without specifying the boundary conditions, one may obtain the trivial (zero) solution which obviously is not the correct one.

3. The presence of the impact parameter b is a necessary requirement and not an additional complication introduced in the problem. Mathematically this is obvious from the fact that both $T_{\mu\nu}$ and $g_{\mu\nu}$ diverge when the impact parameter b tends zero. From equation 3.20 we have seen that conservation of $T_{\mu\nu}$ is violated violently and behaves as $\nabla^\mu T_{\mu\nu} \sim \delta_{\pm\nu}\delta(0) \neq 0$. The metric tensor also exhibits a problematic behavior in the zero impact parameter limit: the the formula for $g_{\mu\nu}^{(2)}$, equation (5.4), diverges logarithmically when $b \rightarrow 0$ as it is evident (for instance) from equation (5.10a). A similar ultraviolet (UV) divergence appears in perturbation theory [29] of gauge theories. This suggests that a head on collision may not be investigated using classical gravity. Instead, one has to apply a quantum theory of gravity in the same way one can not predict the electron-positron annihilation (in head on collisions) using Maxwell's equations. One has to turn into Quantum Electrodynamics in order to describe the process and predict the production of two photons. One may argue that a black hole may be formed and hence hide the violation of conservation behind the event horizon.

4. For future projects we propose that one could plot $g_{\mu\nu}^{(2)}$ for several (fixed) impact parameters as a function of τ , x^1 and x^2 (at central rapidities where $x^+ = x^-$) in order to visualize the evolution of the metric. A very important aspect we ignored in our analysis is the role of the ultraviolet cutoff k (see (2.4)) which (for the case of a single shockwave) seems to define an ergoregion ⁴ (with radius $r_e = 1/k$) on the transverse plane. It would be interesting to check how our solution gets modified for impact parameters $b < 1/k$ which would imply that the two ergoregions of the shockwaves overlap. Finally, one could compute the gravitational radiation, take the limit of $b \rightarrow 0$ and compare the result with the one obtained by [1, 2, 3].

⁴We thank Samir Mathur for a related and informative discussion.

Appendix A

INTEGRATION OVER THE LIGHT-CONE PLANE

In this appendix we perform the x^\pm part of the integrations resulting when the Green's function (5.1) acts on the right hand side of (4.9). Proceeding as in (5.3) we find out that we have to deal with five different cases (there also exists a sixth case that is calculated in appendix B).

Case I: $\delta(x^+)\delta(x^-)$ terms

This case is trivial and almost all terms of (4.9) behave in this way. Defining

$$\tau = \sqrt{2x^+x^-} \quad \eta = \frac{1}{2} \log\left(\frac{x^+}{x^-}\right) \quad ; \quad x^\pm = \frac{1}{\sqrt{2}}\tau e^{\pm\eta} \quad (\text{A.1})$$

where τ is the proper time and η the rapidity (see figure A.1 for a geometrical meaning) we have that

$$G \otimes \delta(x'^+)\delta(x'^-)f_I(\vec{r}') = -\frac{1}{4\pi\tau}\theta(x^+)\theta(x^-)\text{sech}\eta \int d^2\vec{r}'\delta(\tau - r')f_I(\vec{r} + \vec{r}') \quad (\text{A.2})$$

where we have shifted the integration variable setting $\vec{r}' \rightarrow \vec{r}' + \vec{r}$.

Case II: $\delta'(x^+)\delta'(x^-)$ terms

This case is more complicated as we have to integrate by parts the δ -functions. Three kind of terms will appear: (a) Terms that differentiate the $\theta(x'^\pm - x'^\pm)$ terms

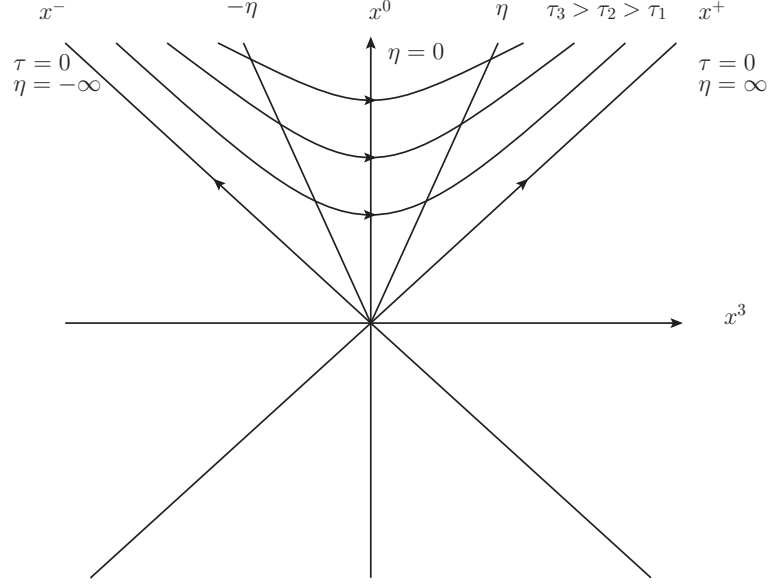


Figure A.1: The kinematical variables τ and η . The hyperbolas indicate curves of constant τ and increase along x^0 . The straight lines are lines of constant η and increase from left to right as the arrows indicate. Along x^\pm we have $(\tau = 0, \eta = \pm\infty)$ while along x^0 we have $\eta = 0$ and $x^+ = x^-$.

of (5.1) and hence produce $\delta(x'^{\pm} - x'^{\pm})$ (terms). But the presence $\delta(x'^{\pm} - x'^{\pm})$ forces the δ -function term appearing in (5.1) to become $\delta(-|\vec{r} - \vec{r}'|)$ which is zero. Hence these terms do not contribute. (b) We have terms that differentiate the denominator and these contribute to the integrations. (c) Finally, we have terms that either differentiate the δ -function of (5.1) only or both, the δ -function and the denominator. In order to evaluate these terms we exchange the $\partial_{x'^{\pm}}$ that act on $\delta\left(\sqrt{2(x^+ - x'^+)(x^- - x'^-)} - |\vec{r} - \vec{r}'|\right)$ with $-\partial_{x^{\pm}}$. Shifting the transverse variable

as in the previous case and performing the x'^{\pm} integrations we find that the contribution of both the (b) and (c) terms is

$$\begin{aligned}
G \otimes \delta'(x'^+) \delta'(x'^-) f_{II}(\vec{r}') &= -\frac{1}{4\pi\tau} \theta(x^+) \theta(x^-) \operatorname{sech} \eta \\
&\times \left[\frac{1}{\tau^2} \operatorname{sech}^2 \eta + \frac{1}{2} \tau \partial_\tau \left(\frac{1}{\tau} \partial_\tau \right) \right] \int d^2 \vec{r}' \delta(\tau - r') f_{II}(\vec{r} + \vec{r}')
\end{aligned} \tag{A.3}$$

where the differential operator $\frac{1}{\tau^2} \operatorname{sech}^2 \eta + \frac{1}{2} \tau \partial_\tau \left(\frac{1}{\tau} \partial_\tau \right)$ acts on the integral while ∂_τ denotes a partial differentiation with respect to τ .

Case III: $\delta'(x^\pm) \delta(x^\mp)$ terms

This is a simpler version of case *II* and working in a similar fashion yields

$$\begin{aligned}
G \otimes \delta'(x'^{\pm}) \delta(x'^{\mp}) f_{III}(\vec{r}') &= -\frac{1}{2\pi\tau} \frac{1}{\sqrt{2}} \theta(x^+) \theta(x^-) \\
&\times \left[\frac{1}{1 + e^{\pm 2\eta}} \partial_\tau - \frac{1}{2\tau} \operatorname{sech}^2 \eta \right] \int d^2 \vec{r}' \delta(\tau - r') f_{III}(\vec{r} + \vec{r}').
\end{aligned} \tag{A.4}$$

Case IV: $\delta(x^\pm) \theta(x^\mp)$ terms

$$\begin{aligned}
G \otimes \delta(x'^{\pm}) \theta(x'^{\mp}) f_{VI}(\vec{r}') &= -\frac{1}{4\pi} \theta(x^\pm) \\
&\times \int_{-\infty}^{\infty} dx'^{\mp} \theta(x'^{\mp}) \theta(x^\mp - x'^{\mp}) \int d^2 \vec{r}' \frac{\delta\left(\sqrt{2x^\pm(x^\mp - x'^{\mp})} - r'\right)}{\frac{1}{\sqrt{2}}(x^\pm + (x^\mp - x'^{\mp}))} f_{IV}(\vec{r} + \vec{r}') \\
&= -\frac{1}{4\pi} \theta(x^+) \theta(x^-) \int_0^{x^\mp} dx'^{\mp} \int d^2 \vec{r}' \frac{\delta\left(\sqrt{2x^\pm(x^\mp - x'^{\mp})} - r'\right)}{\frac{1}{\sqrt{2}}(x^\pm + (x^\mp - x'^{\mp}))} f_{VI}(\vec{r} + \vec{r}') \\
&= -\frac{1}{2\pi} \sqrt{2} \theta(x^+) \theta(x^-) \int d^2 \vec{r}' \theta(\tau - r') \frac{r'}{r'^2 + 2(x^\pm)^2} f_{IV}(\vec{r} + \vec{r}').
\end{aligned} \tag{A.5}$$

Case V: $\delta'(x^\pm)\theta(x^\mp)\delta^{(2)}(\vec{r} - \vec{b}_i)$ terms

This is a combination of cases *III* and *IV* with $r_i^\pm = \vec{r} - \vec{b}_i$ with $i = 1, 2$ as in (3.17). We have

$$\begin{aligned}
G \otimes \delta'(x^\pm)\theta(x^\mp)f_V(\vec{r}')\delta^{(2)}(\vec{r} - \vec{b}_i) &= - \int_{-\infty}^{\infty} \frac{dx'^{\pm}dx'^{\mp}}{4\pi} \theta(x^\pm - x'^{\pm})\theta(x^\mp - x'^{\mp})\delta(x'^{\pm})\theta(x'^{\mp}) \\
&\times (-\partial_{x'^{\pm}}) \int d^2\vec{r}' \frac{\delta\left(\sqrt{2(x^\pm - x'^{\pm})(x^\mp - x'^{\mp})} - |\vec{r} - \vec{r}'|\right)}{\frac{1}{\sqrt{2}}((x^\pm - x'^{\pm}) + (x^\mp - x'^{\mp}))} f_V(\vec{r}')\delta^{(2)}(\vec{r} - \vec{b}_i) \\
&= -\frac{f_V(\vec{b}_i)}{4\pi} \theta(x^\pm)\partial_{x^\pm} \left\{ \int_{-\infty}^{\infty} dx'^{\mp} \frac{\theta(x^\mp - x'^{\mp})\theta(x'^{\mp})}{\frac{1}{\sqrt{2}}(x^\pm + (x^\mp - x'^{\mp}))} \delta\left(\sqrt{2x^\pm(x^\mp - x'^{\mp})} - r_i\right) \right\} \\
&= -\frac{f_V(\vec{b}_i)}{4\pi} \theta(x^\pm)\theta(x^\mp)\partial_{x^\pm} \left\{ \int_0^{x^\mp} dx'^{\mp} \frac{\sqrt{2}}{(x^\pm + (x^\mp - x'^{\mp}))} \delta\left(\sqrt{2x^\pm(x^\mp - x'^{\mp})} - r_i\right) \right\} \\
&= -\frac{1}{2\pi} \sqrt{2}\theta(x^\pm)\theta(x^\mp)\partial_{x^\pm} \left\{ \frac{r_i}{r_i^2 + 2(x^\pm)^2} \theta(\tau - r_i) \right\} f_V(\vec{b}_i)
\end{aligned} \tag{A.6}$$

where in the first equality we ignored a term similar to case *II* (see term (a)) when integrating by parts the $\delta'(x'^{\pm})$ while in the second equality we performed the $\delta(x'^{\pm})$ integration and exchanged $\partial_{x'^{\pm}}$ with $-\partial_{x^\pm}$. The rest two steps are obvious.

Appendix B

EVALUATING THE INTEGRAL (5.4)

We wish to evaluate the expression (5.4) by performing the integration on both the light-cone and the transverse plane. We begin by performing the x^+ and x^- integrations. Using that $\int dx^- \int dx^- \theta(x^-) = x^- \theta(x^-)$ we find

$$\begin{aligned}
G \otimes & \int dx^- \int dx^- \left(t_{2,x^1} \nabla_{\perp}^2 t_{1,x^1} + t_{2,x^2} \nabla_{\perp}^2 t_{1,x^2} \right) \\
&= -\frac{1}{4\pi} \mu^2 \theta(x^+) \int_{-\infty}^{\infty} dx'^- x'^- \theta(x'^-) \theta(x^- - x'^-) \\
&\quad \times \int d^2 \vec{r}' \frac{\delta \left(\sqrt{2x^+ (x^- - x'^-)} - |\vec{r} - \vec{r}'| \right)}{\frac{1}{\sqrt{2}} (x^+ + (x^- - x'^-))} \left(t_{2,x^1} \nabla_{\perp}^2 t_{1,x^1} + t_{2,x^2} \nabla_{\perp}^2 t_{1,x^2} \right) \\
&= -\frac{1}{2\pi} \frac{\mu^2}{\sqrt{2x^+}} \theta(x^+) \theta(x^-) \int d^2 \vec{r}' |\vec{r} - \vec{r}'| \frac{\tau^2 - |\vec{r} - \vec{r}'|^2}{|\vec{r} - \vec{r}'|^2 + 2(x^+)^2} \theta(\tau - |\vec{r} - \vec{r}'|) \\
&\quad \times \left(t_{2,x^1} \nabla_{\perp}^2 t_{1,x^1} + t_{2,x^2} \nabla_{\perp}^2 t_{1,x^2} \right) \tag{B.1}
\end{aligned}$$

where after the first equality we assume that the $t_{1,2} = \log(k|\vec{r} - \vec{b}_{1,2}|)$ while the x^{\pm} dependence is displayed explicitly and it is integrated out after the second equality. The next step is to perform the transverse integrations. The trick here is to integrate by parts the $\nabla_{\perp}^2 t_{1,x^{1,2}} = \partial_{x^{1,2}} (\nabla_{\perp}^2 t_1)$ terms. The by parts integration produces two kind of terms: (a) those that do not act on $t_{2,x^{1,2}}$ and (b) those that act on $t_{2,x^{1,2}}$. But the terms of case (b) are proportional to

$$\nabla_{\perp}^2 t_2 \nabla_{\perp}^2 t_1 \sim \delta(\vec{r} - \vec{b}_2) \delta(\vec{r} - \vec{b}_1) \sim \delta(\vec{b}_2 - \vec{b}_1) \tag{B.2}$$

which is zero for non zero impact parameter $\vec{b}_2 - \vec{b}_1$ while for zero impact parameter it diverges violently; we conclude that an impact parameter is necessary (see section 6.2). We now proceed to the remaining terms. Exchanging $\partial_{x^{1,2}}$ with $-\partial_{x^{1,2}}$ and using (2.8) equation (B.1) gives

$$\begin{aligned}
G \otimes & \int dx^- \int dx^- \left(t_{2,x^{1'}} \nabla_{\perp}^2 t_{1,x^{1'}} + t_{2,x^{2'}} \nabla_{\perp}^2 t_{1,x^{2'}} \right) \\
& = -\frac{\mu^2}{\sqrt{2}x^+} \theta(x^+) \theta(x^-) \left\{ \partial_{x^1} \int d^2 r' |\vec{r} - \vec{r}'| \frac{\tau^2 - |\vec{r} - \vec{r}'|^2}{|\vec{r} - \vec{r}'|^2 + 2(x^+)^2} \theta(\tau - |\vec{r} - \vec{r}'|) \right. \\
& \quad \left. \times \frac{x^{1'} - b_{21}}{|\vec{r}' - \vec{b}_2|^2} \delta(\vec{r}' - \vec{b}_1) + (1 \leftrightarrow 2) \right\} \\
& = -\frac{\mu^2}{\sqrt{2}x^+} \theta(x^+) \theta(x^-) \left\{ \frac{b_{11} - b_{21}}{|\vec{b}_2 - \vec{b}_1|} \partial_{x^1} \left(\theta(\tau - r_1) r_1 \frac{\tau^2 - r_1^2}{r_1^2 + 2(x^+)^2} \right) + (1 \leftrightarrow 2) \right\} \\
& = -\frac{\mu^2}{\sqrt{2}x^+} \theta(x^+) \theta(x^-) \left\{ \frac{b_{11} - b_{21}}{|\vec{b}_2 - \vec{b}_1|^2} \theta(\tau - r_1) \partial_{x^1} \left(r_1 \frac{\tau^2 - r_1^2}{r_1^2 + 2(x^+)^2} \right) + (1 \leftrightarrow 2) \right\}
\end{aligned} \tag{B.3}$$

where $\vec{b}_{1,2}$ are given by (5.5).

Appendix C

EVALUATING THE INTEGRAL (5.8)

We wish to calculate the integral (5.8) that we encountered in section 5.3. We have

$$\mathcal{J}(r_1, r_2, \tau) = \frac{1}{2\pi\tau} \int_0^\infty \int_0^{2\pi} r' dr' d\phi' \delta(\tau - r') \log(k|r\vec{r}' + \vec{r}_1|) \log(k|r\vec{r}' + \vec{r}_2|). \quad (\text{C.1})$$

The quantities $r_{1,2}$ are given by (3.17). The trick here is to expand the logarithms in their Fourier space: $\log(kr) = -\int \frac{d^2q}{2\pi} \frac{e^{i\vec{q}\vec{r}}}{q^2}$ with k serving as an ultraviolet cutoff. Expanding both logarithms and performing the angular integration one obtains

$$\mathcal{J} = \frac{1}{\tau} \int_0^\infty dr' r' \delta(\tau - r') \left\{ \int \frac{d^2q d^2l}{(2\pi)^2} \frac{e^{i\vec{q}\vec{r}_1 + i\vec{l}\vec{r}_2}}{q^2 l^2} J_0(r'|\vec{q} + \vec{l}|) \right\}. \quad (\text{C.2})$$

Performing the trivial radial integration we find that \mathcal{J} is now defined by

$$\mathcal{J} \equiv \int \frac{d^2q d^2l}{(2\pi)^2} \frac{e^{i\vec{q}\vec{r}_1 + i\vec{l}\vec{r}_2}}{q^2 l^2} J_0(\tau|\vec{q} + \vec{l}|) \quad (\text{C.3})$$

Next we perform the l and q integrations. These integrals have been calculated in [29]; we summarize the procedure: In order to perform these integrations one has to expand $J_0(\tau|\vec{q} + \vec{l}|)$ in an infinite sum of products of the form $J_n(\tau|\vec{q}|)J_n(\tau|\vec{l}|)$ with n an integer and do the angular integrals (of q and l) first. This factors out the radial integrations over l and q into two independent integrals. Then one has to perform these integrations and finally sum over n . The final result reads

Table C.1: We defined $\vec{r}_{1,2} = \vec{r} - \vec{b}_{1,2}$

cases	$\xi_{>}$	$\eta_{>}$	$\xi_{>}\eta_{>}$	$\xi_{<}\eta_{<}$	\mathcal{J}_i	region (see figure 6.1)
1	r_1	r_2	$r_1 r_2$	τ^2	\mathcal{J}_1	I
2	r_1	τ	τr_1	τr_2	\mathcal{J}_2	II'
3	τ	r_2	τr_2	τr_1	\mathcal{J}_3	II
4	τ	τ	τ^2	$r_1 r_2$	\mathcal{J}_4	III

$$\mathcal{J}(\tau, r_1, r_2) \equiv \ln(\xi_{>}k) \ln(\eta_{>}k) + \frac{1}{4} \left[Li_2 \left(e^{i\alpha} \frac{\xi_{<}\eta_{<}}{\xi_{>}\eta_{>}} \right) + Li_2 \left(e^{-i\alpha} \frac{\xi_{<}\eta_{<}}{\xi_{>}\eta_{>}} \right) \right], \quad (\text{C.4a})$$

$$\xi_{>(<)} = \max(\min)(r_1, \tau) \quad \eta_{>(<)} = \max(\min)(r_2, \tau), \quad (\text{C.4b})$$

$$(\vec{r}_1) \cdot (\vec{r}_2) = \cos(\alpha) r_1 r_2. \quad (\text{C.4c})$$

So here α is the angle between \vec{r}_1 and \vec{r}_2 and Li_2 is the dilogarithm function while \mathcal{J} is real as it should. Equation (C.4) implies that \mathcal{J} depends from the ordering of r_1 , r_2 and τ . There are in principle six distinct ways to order them. However it turns out that the cases $r_{1,2} > \tau$ and $r_{1,2} < \tau$ are interdependent from the relative ordering of r_1 and r_2 . This degeneracy reduces the possible cases to four which we organize by introducing table C.1¹ that in turn help us to write a (unified) formula for \mathcal{J}

$$\begin{aligned} \mathcal{J}(r_1, r_2, \tau) = & \theta(r_1 - \tau)\theta(r_2 - \tau)\mathcal{J}_1(r_1, r_2, \tau) + \theta(\tau - r_2)\theta(r_1 - \tau)\mathcal{J}_2(r_1, r_2, \tau) \\ & + \theta(\tau - r_1)\theta(r_2 - \tau)\mathcal{J}_3(r_1, r_2, \tau) + \theta(\tau - r_1)\theta(\tau - r_1)\mathcal{J}_4(r_1, r_2, \tau). \end{aligned} \quad (\text{C.5})$$

¹ \mathcal{J}_3 for instance means $\mathcal{J}(\xi_{>}\eta_{>} = \tau r_2, \xi_{<}\eta_{<} = r' r_1)$ with $\mathcal{J}(\xi_{>}\eta_{>}, \xi_{<}\eta_{<})$ given from (C.4).

BIBLIOGRAPHY

- [1] P. D. D'Eath and P. N. Payne, "Gravitational radiation in high speed black hole collisions. 1. Perturbation treatment of the axisymmetric speed of light collision," *Phys. Rev.* **D46** (1992) 658–674.
- [2] P. D. D'Eath and P. N. Payne, "Gravitational radiation in high speed black hole collisions. 2. Reduction to two independent variables and calculation of the second order news function," *Phys. Rev.* **D46** (1992) 675–693.
- [3] P. D. D'Eath and P. N. Payne, "Gravitational radiation in high speed black hole collisions. 3. Results and conclusions," *Phys. Rev.* **D46** (1992) 694–701.
- [4] P. C. Aichelburg and R. U. Sexl, "On the Gravitational field of a massless particle," *Gen. Rel. Grav.* **2** (1971) 303–312.
- [5] T. Dray and G. 't Hooft, "The Gravitational Shock Wave of a Massless Particle," *Nucl. Phys.* **B253** (1985) 173.
- [6] M. Hotta and M. Tanaka, "Shock wave geometry with nonvanishing cosmological constant," *Class. Quant. Grav.* **10**, 307 (1993).
- [7] S. W. Hawking and R. Penrose, *The Singularities of gravitational collapse and cosmology*, *Proc. Roy. Soc. Lond.* **A314** (1970) 529–548.
- [8] K. Sfetsos, "On gravitational shock waves in curved space-times," *Nucl. Phys. B* **436**, 721 (1995) [arXiv:hep-th/9408169].
- [9] D. M. Eardley and S. B. Giddings, "Classical black hole production in high-energy collisions," *Phys. Rev. D* **66**, 044011 (2002) [arXiv:gr-qc/0201034].
- [10] S. B. Giddings and R. A. Porto, "The gravitational S-matrix," *Phys. Rev. D* **81**, 025002 (2010) [arXiv:0908.0004 [hep-th]].
- [11] S. B. Giddings, M. Schmidt-Sommerfeld and J. R. Andersen, "High energy scattering in gravity and supergravity," arXiv:1005.5408 [hep-th].
- [12] A. Taliotis, "Heavy Ion Collisions with Transverse Dynamics from Evolving AdS Geometries," arXiv:1004.3500 [hep-th].

- [13] J. L. Albacete, Y. V. Kovchegov and A. Taliotis, “Asymmetric Collision of Two Shock Waves in AdS₅,” JHEP **0905**, 060 (2009) [arXiv:0902.3046 [hep-th]].
- [14] J. Bartels *et al.*, “Proceedings of the 38th International Symposium on Multi-particle Dynamics (ISMD08),” arXiv:0902.0377 [hep-ph].
- [15] J. L. Albacete, Y. V. Kovchegov and A. Taliotis, “Modeling Heavy Ion Collisions in AdS/CFT,” JHEP **0807**, 100 (2008) [arXiv:0805.2927 [hep-th]].
- [16] D. Grumiller and P. Romatschke, “On the collision of two shock waves in AdS₅,” JHEP **0808**, 027 (2008) [arXiv:0803.3226 [hep-th]].
- [17] S. S. Gubser, S. S. Pufu and A. Yarom, “Off-center collisions in AdS₅ with applications to multiplicity estimates in heavy-ion collisions,” JHEP **0911**, 050 (2009) [arXiv:0902.4062 [hep-th]].
- [18] S. S. Gubser, S. S. Pufu and A. Yarom, “Entropy production in collisions of gravitational shock waves and of heavy ions,” Phys. Rev. D **78**, 066014 (2008) [arXiv:0805.1551 [hep-th]].
- [19] Y. V. Kovchegov and S. Lin, “Toward Thermalization in Heavy Ion Collisions at Strong Coupling,” JHEP **1003**, 057 (2010) [arXiv:0911.4707 [hep-th]].
- [20] A. Duenas-Vidal and M. A. Vazquez-Mozo, “Colliding AdS gravitational shock waves in various dimensions and holography,” arXiv:1004.2609 [hep-th].
- [21] J. M. Maldacena, “The large N limit of superconformal field theories and supergravity,” Adv. Theor. Math. Phys. **2**, 231 (1998) [Int. J. Theor. Phys. **38**, 1113 (1999)] [arXiv:hep-th/9711200].
- [22] E. Witten, “Anti-de Sitter space and holography,” Adv. Theor. Math. Phys. **2**, 253 (1998) [arXiv:hep-th/9802150].
- [23] S. S. Gubser, I. R. Klebanov and A. M. Polyakov, “Gauge theory correlators from non-critical string theory,” Phys. Lett. B **428**, 105 (1998) [arXiv:hep-th/9802109].
- [24] S. S. Gubser, I. R. Klebanov and A. A. Tseytlin, “String theory and classical absorption by three-branes,” Nucl. Phys. B **499**, 217 (1997) [arXiv:hep-th/9703040].
- [25] S. de Haro, S. N. Solodukhin and K. Skenderis, “Holographic reconstruction of spacetime and renormalization in the AdS/CFT correspondence,” Commun. Math. Phys. **217**, 595 (2001) [arXiv:hep-th/0002230].
- [26] A. Papapetrou, “Lectures on general Relativity,” (D. Reidel publishing Company, Holland 1974).
- [27] S. M. Carroll, “Lecture notes on general relativity,” arXiv:gr-qc/9712019.

- [28] S. Weinberg, “ Gravitation and Cosmology,” (Published by John Wiley and Sons, Inc., 1972).
- [29] Y. V. Kovchegov and D. H. Rischke, “Classical gluon radiation in ultrarelativistic nucleus nucleus collisions,” Phys. Rev. C **56**, 1084 (1997) [arXiv:hep-ph/9704201].

