

Quantum Tunneling of Normal-Superconducting Interfaces in a Type-I Superconductor

E. M. Chudnovsky^{1,2}, S. Véléz^{2,3}, A. García-Santiago^{2,3}, J. M. Hernández^{2,3}, and J. Tejada^{2,3}

¹*Physics Department, Lehman College, The City University of New York,
250 Bedford Park Boulevard West, Bronx, NY 10468-1589, U.S.A.*

²*Departament de Física Fonamental, Facultat de Física,
Universitat de Barcelona, Avinguda Diagonal 645, 08028 Barcelona, Spain*

³*Institut de Nanociència i Nanotecnologia IN2UB,
Universitat de Barcelona, c. Martí i Franquès 1, 08028 Barcelona, Spain*

(Dated: February 5, 2022)

Evidence of a non-thermal magnetic relaxation in the intermediate state of a type-I superconductor is presented. It is attributed to quantum tunneling of interfaces separating normal and superconducting regions. Tunneling barriers are estimated and temperature of the crossover from thermal to quantum regime is obtained from Caldeira-Leggett theory. Comparison between theory and experiment points to tunneling of interface segments of size comparable to the coherence length, by steps of order one nanometer.

PACS numbers: 74.25.Ha, 74.50.+r, 75.45.+j

Quantum tunneling of relatively macroscopic solid-state objects like flux lines in type-II superconductors [1, 2] and domain walls in magnets [3] have been subject of intensive research in the past. Pinning by defects and impurities creates complex potential landscape that traps flux lines and domain walls inside metastable energy minima. Their interaction with environment makes this problem the one of macroscopic quantum tunneling with dissipation [4]. The latter is especially important for the tunneling of flux lines because of their predominantly dissipative dynamics [5–9]. If individual pinning centers are small compared to the dimensions of the vortex or the width of the domain wall, the pinning is collective. In this case the energy barriers and spatial scales of thermal and quantum diffusion of flux lines and domain walls are non-trivially determined by statistical mechanics of the pinning potential [1, 2, 10, 11].

When placed in the magnetic field, type-I superconductors do not develop flux lines. Instead, they exhibit intermediate state in which the sample splits into normal and superconducting regions separated by planar interfaces of positive energy [12–14]. Recently, there has been a renewed interest to the equilibrium structure, pinning, and dynamics of interfaces in type-I superconductors [15–20]. Pure lead has been mostly used as a prototypical experimental system. In the presence of pinning centers the interfaces adjust to the pinning potential by developing curvature as is schematically shown in Fig. 1. Pinning by point or small-volume defects should result in a broad distribution of energy barriers. It is, therefore, plausible that at low temperature type-I superconductors continue to relax towards equilibrium via quantum diffusion of interfaces. This situation is similar to the diffusion of domain walls in disordered ferromagnets with one essential difference. Contrary to a ferromagnetic domain wall, the dynamics of the planar interface in a superconductor




FIG. 1: Color online: Schematic view of the interface between normal and superconducting regions of type-I superconductor, slightly perturbed by randomly scattered pinning centers.

should be dominated by dissipation.

At low temperature the decay of metastable states created by pinning provides slow relaxation of magnets and superconductors towards thermal equilibrium. This relaxation is known as magnetic after-effect. At finite temperature it may occur via thermal activation with a probability proportional to $\exp(-U_B/T)$ where U_B is the energy barrier. As $T \rightarrow 0$ thermal processes die out and the only channel of escape from the metastable state becomes underbarrier quantum tunneling. Its probability is proportional to $\exp(-I_{eff}/\hbar)$ where I_{eff} is the effective action associated with tunneling. The pre-exponential factors in the two expressions are of lesser importance because the dependence of the probability on the parameters is dominated by the exponents. Equating the two exponents, one finds that the crossover from thermal activation to quantum tunneling occurs at $T_Q \approx \hbar U_B/I_{eff}$. Experimental evidence of such a crossover in type-II su-

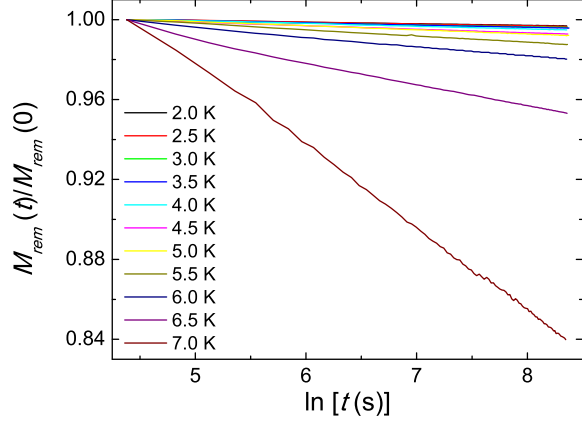


FIG. 2: Color online: Magnetic relaxation at various temperatures. Logarithmic time dependence provides an accurate fit to the data.

perconductors has been overwhelming [21]. There has also been some experimental evidence of quantum diffusion of domain walls in disordered ferromagnets [22]. However, to our knowledge, no literature exists on non-thermal magnetic relaxation in type-I superconductors. Experimental evidence of such a relaxation and its theoretical treatment are subjects of this Letter.

The lead sample used in our experiments was an octagonal disk of thickness 0.2 mm and surface area 40 mm², cut from a commercial Pb rod of purity 99.999%. It was annealed during one hour at 290°C in glycerol and nitrogen atmosphere to reduce the mechanical stress from defects that might have been introduced during preparation of the sample. Magnetic measurements were performed with the use of a commercial superconducting quantum interference device (SQUID) magnetometer in the field up to 1 kOe in the temperature range 2 K - 8 K with thermal stability better than 0.01 K. Isothermal magnetization curves were measured to obtain the temperature dependence of the thermodynamic critical field. The fit of the data by $B_c(T) = B_c(0)[1 - (T/T_c)^2]$ produced $B_c(0) = 802 \pm 2$ Oe and $T_c = 7.23 \pm 0.02$ K, in accordance with the values of the critical field and transition temperature reported for lead.

Magnetic relaxation was measured by first applying the field $B > B_c(T)$, then subsequently switching the field off and recording isothermal temporal evolution of the remanent magnetization $M_{\text{rem}}(T)$ in a zero field. Fig. 2 shows the time evolution of $M_{\text{rem}}(t)/M_{\text{rem}}(0)$ between 2.00 K and 7.00 K in steps of 0.50 K. At all temperatures the observed slow relaxation followed very well the logarithmic time dependence, $M_{\text{rem}}(t) = M_{\text{rem}}(0)[1 - S(T) \ln t]$, where $S(T)$ is the so-called magnetic viscosity. Temperature dependence of $S(T)$ is shown in Fig. 3. Remarkably it does not extrapolate to zero in the limit of $T \rightarrow 0$ but,

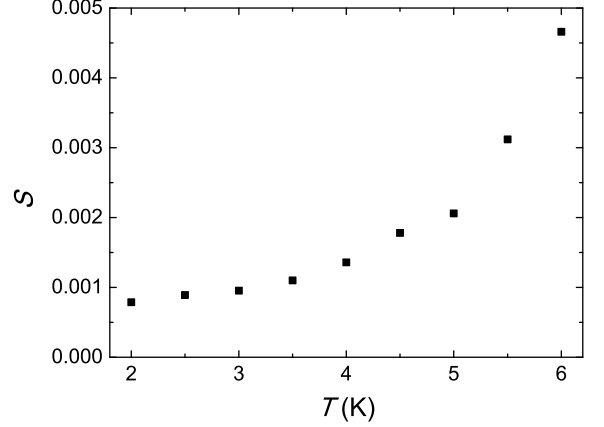


FIG. 3: Temperature dependence of the magnetic viscosity. $S(T)$ tends to a non-zero temperature-independent value in the limit of $T \rightarrow 0$.

instead, tends to a finite temperature-independent limit as the sample is cooled down.

As is well known, logarithmic time-dependence of the relaxation is an indication of the broad distribution of the energy barriers for the escape from metastable states [3]. The finite value of $S(0)$ points towards quantum mechanism of the escape. By analogy with type-II superconductors, where non-thermal magnetic relaxation is due to quantum tunneling of flux lines, it is reasonable to assume that in type-I superconductors the effect is due to quantum tunneling of interfaces separating normal and superconducting regions. The structure of the interface (see Fig. 4) is determined by two parameters: the coherence length ξ and the London length λ_L . Type-I superconductivity corresponds to $\kappa = \lambda_L/\xi < 1/\sqrt{2}$. Concentration of Cooper pairs $|\Psi|^2$ gradually goes to zero on a distance ξ as one moves through the interface from the superconducting to the normal region. When crossing the interface in the opposite direction one would see the magnetic field going down from its thermodynamic critical value B_c to zero on a distance $\delta = \sqrt{\lambda_L \xi} < \xi$.

The energy of the unit area of the interface is [23]

$$\sigma = \frac{\xi B_c^2}{3\sqrt{2}\pi}. \quad (1)$$

Pinning provides curvature of the interface, see Fig. 1. We shall describe such an interface by a singled-valued function $Z(x, y, \tau)$. The potential energy of the interface consists of two parts:

$$E = \sigma \int dxdy \left[1 + \left(\frac{dZ}{dx} \right)^2 + \left(\frac{dZ}{dy} \right)^2 \right]^{1/2} + \int dxdy U[x, y, Z(x, y, \tau)]. \quad (2)$$

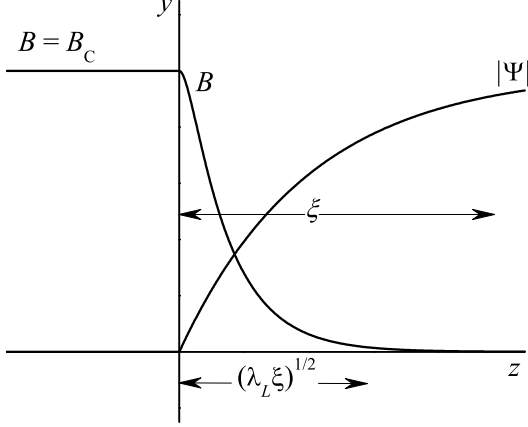


FIG. 4: Structure of the interface between normal and superconducting regions of type-I superconductor. The magnetic field decays on a scale $\delta = \sqrt{\lambda_L \xi}$, while the modulus of the Cooper-pair condensate wave function changes on a scale ξ .

The first integral is the energy of a two-dimensional elastic manifold. The second integral is the energy due to the pinning potential $U(x, y, z)$. Metastable equilibrium is achieved through balance of the elastic energy and pinning energy that corresponds to the minimum of Eq. (2). We shall assume that magnetic relaxation occurs due to the decay (or formation) of the bumps in the interface shown in Fig. 1. We shall describe such a bump by the lateral size L and height a . For a particular bump these parameters are determined by the local pinning potential. Since the latter is unknown we shall test self-consistency of the approach based upon theory of tunneling with dissipation [4] by extracting the average values of L and a from experiment.

Let us first estimate the energy barrier associated with the bump. It is easy to see that the change in the elastic energy of the interface due to formation of the bump (see Fig. 5) is independent of L and is generally of order $\sigma\pi a^2$. (This follows from the fact that the area of a spherical segment above any cross-section of a sphere differs from the area of that cross-section by πa^2). This energy must be balanced by the negative energy of the pinning to make the bump an equilibrium state of the interface. Consequently,

$$U_B \approx \sigma\pi a^2 \quad (3)$$

with the average value of a should represent the typical amplitude of the random pinning potential.

We want to find the WKB exponent, I_{eff}/\hbar , for the tunneling of $Z(x, y)$ between two configurations of the interface corresponding to the local energy minima (see Fig. 5). Same as for the flux lines [5–9] we shall assume that the tunneling probability is dominated by the dissipation part of the Caldeira-Leggett effective action [4]:

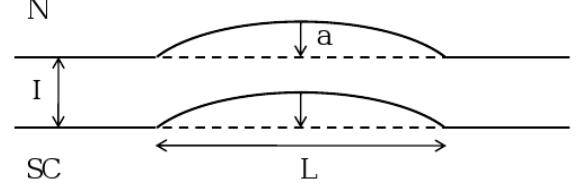


FIG. 5: Flattening (or formation) of a bump via quantum tunneling of a pinned interface (I) separating normal (N) and superconducting (SC) regions.

pation part of the Caldeira-Leggett effective action [4]:

$$I_{eff} = \frac{\eta}{4\pi} \int_0^{\hbar/T} d\tau \int_{-\infty}^{\infty} d\tau' \times \int dxdy \frac{[Z(x, y, \tau) - Z(x, y, \tau')]^2}{(\tau - \tau')^2}, \quad (4)$$

where η is a viscous drag coefficient describing dissipative motion of the interface and $\tau = it$ is imaginary time. For a segment of the interface of size L , that tunnels by a distance a , the $T = 0$ value of the effective action in Eq. (4) can be estimated as

$$I_{eff} \approx \frac{\eta L^2 a^2}{4\pi}. \quad (5)$$

The drag coefficient η can be obtained from the argument similar to that of Bardeen and Stephen for the flux lines [24]. Let magnetic field be in the y -direction. In the presence of the current of density j in the x -direction, the magnetic force experienced by the $dxdy$ element of the interface in the z -direction is

$$dF = \frac{1}{c} \int dxdydz j B. \quad (6)$$

Writing j via the electric field and normal-state resistivity ρ_n as $j = E/\rho_n$, and substituting here $E = (V/c)B$ for the electric field produced inside the interface moving at a speed V in the z -direction, one has $j = (V/c)(B/\rho_n)$. This gives

$$\frac{dF}{dxdy} = \frac{V}{\rho_n c^2} \int dz B^2(z) \quad (7)$$

for the force per unit area of the interface. Substitution into this formula of $B \approx B_c \exp(-z/\delta)$ finally yields

$$\frac{dF}{dxdy} = \eta V, \quad \eta = \frac{\sqrt{\lambda_L \xi} B_c^2}{2\rho_n c^2}. \quad (8)$$

As has been explained in the introduction, the crossover from thermal to quantum diffusion of the interface should occur around $T_Q = \hbar U_B / I_{eff}$. With the help of Eqs. (3), (5), and (8) one obtains

$$T_Q \approx \frac{4\pi^2 \hbar \sigma}{\eta L^2} = \frac{4\pi \sqrt{2} \hbar \rho_n c^2}{3\sqrt{\kappa} L^2}. \quad (9)$$

Notice that due to the dimensionality of the problem T_Q does not depend on the size of the tunneling step a . Recalling the expression for λ_L in terms of the effective mass m and concentration n of the electrons, $\lambda_L = [mc^2/(4\pi e^2 n)]^{1/2}$, and writing $\rho_n = (m\nu/e^2 n) = 4\pi\nu\lambda_L^2/c^2$ in terms of the normal electron collision frequency ν , the crossover temperature can be presented in the form

$$T_Q \approx \frac{16\pi^2\sqrt{2}}{3}\kappa^{3/2}\left(\frac{\xi}{L}\right)^2\hbar\nu \quad (10)$$

that shows its explicit dependence on the microscopic parameters of the material.

Let us now compare our experimental findings with theoretical results. The temperature of the crossover from thermal activation to quantum tunneling can be estimated from the following argument. At non-zero temperature the magnetic viscosity S shown in Fig. 3 has contributions from both, thermal activation and quantum tunneling, $S = S_T + S_Q$, where $S_Q = S(0)$. The parameter T_Q is defined as temperature at which the two contributions are equal, that is, $S_T = S_Q$ and $S(T_Q) = 2S_Q$. This gives T_Q in the ballpark of 4K.

The values of λ_L and ξ in lead are 37nm and 83nm, respectively, giving $\kappa = \lambda_L/\xi = 0.45$. Thermodynamic critical field, B_c , is close to 800G. For the energy of the unit area of the interface Eq. (1) gives $\sigma \sim 0.4 \text{ erg/cm}^2$. Normal resistivity of lead at 4 K is of order [25] $5 \times 10^{-11} \Omega \cdot \text{m} \approx 5.6 \times 10^{-21} \text{ s}$. Eq. (8) then gives for the drag coefficient $\eta \approx 0.35 \text{ erg} \cdot \text{s/cm}^4$. We shall now check self-consistency of our model by computing the average size of the tunneling segment L and the tunneling step a . From Eq. (9) one obtains $L \approx 90 \text{ nm} \sim \xi$, which is rather plausible. Indeed, $L \sim \xi$ describes the segment of the interface inside which Cooper pairs are strongly correlated and, therefore, they can collectively participate in a coherent tunneling event. For the tunneling transition to occur in our experimental time window of one hour, I_{eff} cannot significantly exceed $25\hbar$. According to Eq. (5) this condition is satisfied by tunneling steps a below 1 nm, which is also quite plausible. According to Eq. (3), the typical energy barrier must be then of order 100K in accordance with the fact that thermal activation dies out below 4 K.

In Conclusion, we have observed non-thermal magnetic relaxation in lead that we attribute to quantum tunneling of small segments of interfaces separating normal and superconducting regions. Theory of such a tunneling has been developed. Comparison between theory and experiment suggests macroscopic quantum tunneling of interface segments comparable in size to the coherence length, by steps of order one nanometer.

The work of E.M.C. has been supported by the grant No. DE-FG02-93ER45487 from the U.S. Department of

Energy and by Catalan ICREA Academia. S.V. acknowledges financial support from Ministerio de Ciencia e Innovación de España. J.M.H. and A.G.-S. thank Universitat de Barcelona for supporting their research. J.T. acknowledges financial support from ICREA Academia.

-
- [1] G. Blatter, M. V. Feigel'man, V. B. Geshkenbein, A. I. Larkin, and V. M. Vinokur, *Rev. Mod. Phys.* **66**, 1125 (1994).
 - [2] T. Nattermann and S. Scheidl, *Adv. Phys.* **49**, 607 (2000).
 - [3] E. M. Chudnovsky and J. Tejada, *Macroscopic Quantum Tunneling of the Magnetic Moment* (Cambridge University Press, Cambridge, England, 1998).
 - [4] A. O. Caldeira and A. J. Leggett, *Ann. Phys. (N.Y.)* **149**, 374 (1983).
 - [5] G. Blatter, V. B. Geshkenbein, and V. M. Vinokur, *Phys. Rev. Lett.* **66**, 3297 (1991).
 - [6] B. I. Ivlev, Yu. M. Ovchinnikov, R. S. Thompson, *Phys. Rev. B* **44**, 7023 (1991).
 - [7] J. Tejada, E. M. Chudnovsky, and A. Garcia, *Phys. Rev. B* **47**, 11552 (1993).
 - [8] P. Ao and D. J. Thouless, *Phys. Rev. Lett.* **72**, 132 (1994).
 - [9] M. J. Stephen, *Phys. Rev. Lett.* **72**, 1534 (1994).
 - [10] T. Nattermann, Y. Shapir, and I. Vilfan, *Phys. Rev. B* **42**, 8577 (1990).
 - [11] P. Chauve, T. Giamarchi, and P. Le Doussal, *Phys. Rev. B* **62**, 6241 (2000).
 - [12] L. D. Landau, *Sov. Phys. JETP* **7**, 731 (1937).
 - [13] Y. V. Sharvin, *Sov. Phys. JETP* **6**, 1031 (1958).
 - [14] R. P. Huebener, *Magnetic Flux Structures of Superconductors* (Springer-Verlag, New York, 1990).
 - [15] A. V. Kuznetsov, D. V. Eremenko, and V. N. Trofimov, *Phys. Rev. B* **57**, 5412 (1998).
 - [16] A. Cebers, C. Gourdon, V. Jeudy, and T. Okada, *Phys. Rev. B* **72**, 014513 (2005).
 - [17] M. Menghini and R. J. Wijngaarden, *Phys. Rev. B* **72**, 172503 (2005).
 - [18] R. Prozorov, *Phys. Rev. Lett.* **98**, 257001 (2007).
 - [19] R. Prozorov, A. F. Fidler, J. R. Hoberg, and P. C. Canfield, *Nature Physics* **4**, 327 (2008).
 - [20] S. Vélez, A. García-Santiago, J. M. Hernandez, and J. Tejada, *Phys. Rev. B* **80**, 144502 (2009).
 - [21] Y. Yeshurun, A. P. Malozemoff, A. Shaulov, *Rev. Mod. Phys.* **68**, 911 (1996).
 - [22] J. Brooke, T. F. Rosenbaum, and G. Aeppli, *Nature* **413**, 610 (2001).
 - [23] E. M. Lifshitz and L.P. Pitaevskii, *Course of Theoretical Physics, vol.9 - Statistical Physics, Part 2* (Pergamon Press, 1981).
 - [24] J. Bardeen and M. J. Stephen, *Phys. Rev.* **140**, A1197 (1965).
 - [25] W. T. Ziegler, W. F. Brucksch, Jr., and H. W. Hickman, *Phys. Rev.* **62**, 354 (1942); G. J. Van Den Berg, *Physica (Amsterdam)* **14**, 111 (1948); A. Eiling and J. S. Schilling, *J. Phys. F: Metal Phys.* **11**, 623 (1981).