

Partonic transverse momenta in non relativistic hyper-central quark potential models

F.K. Diakonou, N.K. Kaplis, X.N. Maintas

University of Athens, Physics Department, Section of Nuclear and Particle Physics, GR-15771, Athens, Greece
e-mail: fdiakono@phys.uoa.gr

Received: 15-01-2009 / Revised version: 24-03-2009

Abstract. We investigate the impact of three-body forces on the transverse momentum distribution of partons inside the proton. This is achieved by considering the three body problem in a class of hyper-central quark potential models. Solving the corresponding Schrödinger equation we determine the quark wave function in the proton and with appropriate transformations and projections we find the transverse momentum distribution of a single quark. In each case the parameters of the quark potentials are adjusted in order to sufficiently describe observable properties of the proton. Using a factorization ansatz we incorporate the obtained transverse momentum distribution in a perturbative QCD scheme for the calculation of the cross section for prompt photon production in pp collisions. A large set of experimental data is fitted using as a single free parameter the mean partonic transverse momentum. The dependence of $\langle k_T \rangle$ on the collision characteristics (initial energy and transverse momentum of the final photon) is much smoother when compared with similar results found in the literature using a Gaussian distribution for the partonic transverse momenta. Within the considered class of hyper-central quark potentials the one with the weaker dependence on the hyper-radius is preferred for the description of the data since it leads to the smoothest mean partonic transverse momentum profile. We have repeated all the calculations using a two-body potential of the same form as the optimal (within the considered class) hyper-central potential in order to check if the presence of three body forces is supported by the experimental data. Our analysis indicates that three-body forces influence significantly the form of the parton transverse momentum distribution and consequently lead to an improved description of the considered data.

PACS. 12.39.Jh , 12.39.Pn, 12.38.Qk, 12.39.Ba, 13.85.Qk

1 Introduction

The description of the hadron spectra is still an open question in theoretical physics. To date, the most important progress in this direction is based on lattice QCD, QCD sum rules and potential models. Despite being more fundamental, lattice QCD and QCD sum rules can only lead to rough description of hadronic spectra. Potential models on the other hand, albeit not fundamental, have been proved to be very successful even in the non-relativistic approximation.

Since the late seventies several attempts have been made in this field using different forms for the quark-quark interacting potential, leading in many cases to a very good description of the hadronic states. The main ingredient in all these models is the presence of a confining part in the inter-quark potential, which is independent of flavor and spin.

Although in light baryons, as the proton, relativistic effects are expected to play a role, there are several non-relativistic treatments leading to satisfactory description of the proton properties [1,2,3,4]. In particular the non-

relativistic inter-quark potential:

$$V(r) = A + Br^{0.1} \quad (1)$$

with A , B appropriate constants, has been successfully used in the literature for the description of the heavy quark meson wave function as well as the clearly relativistic $s\bar{s}$ states [1]. The same model was used later in [2] in order to obtain baryonic spectra with very good results. With the progress of lattice QCD it became possible to determine effective inter-quark potentials based on first principles [5,6]. During the late eighties it was realized that genuine many body interactions could also play an important role in the determination of baryon properties [7]. To this end it has been proved to be very efficient to express the interaction between the quarks in terms of hyper-radial potentials [8,9,10,11]. In this treatment $V(\xi)$ is in general a three body potential since the hyper-radius ξ depends on the coordinates of all three particles. Such potentials have been extensively used for a consistent description of a large set of hadronic observables which besides their spectra include the photo-couplings [12], the electromagnetic form factors and the strong decay ampli-

tudes [13,14]. Recently it has been proposed that within the potential model approach one could also obtain an estimation of the transverse momentum distribution of partons inside the hadrons $g(k_T)$ [15]. The resulting probability density, characterized by a non-Gaussian shape, was then used within the framework of perturbative QCD for a phenomenological description of the cross section for π^0 production in pp collisions. Interestingly enough, this treatment turned out to be very efficient in the description of the experimental data resolving several unsatisfactory issues present in the usual approach involving a Gaussian form for $g(k_T)$. In [15] the treatment was based on a two-body potential of the form (1) while in a later work the MIT bag model [16] was used in a similar manner to obtain $g(k_T)$ and subsequently to describe successfully the prompt photon production in pp collisions [17]. The results of these two works indicate that confinement, asymptotic freedom and/or relativistic description make an imprint on the intrinsic transverse momentum distribution of the constituent quarks, detectable in the cross section of pp collisions. As mentioned in [17] this fact could give an explanation for the systematic discrepancy between theoretical next-to-leading order (NLO) calculations [18] and experimental data [19,20] of inclusive single photon production ($pp \rightarrow \gamma X$). The observed gap for this process is particularly significant in fixed target experiments and cannot be filled even after taking into consideration certain large contributions to the partonic hard scattering cross section to all orders in perturbation theory, using the threshold resummation technique [21,22,23].

In the present work our main interest is to explore if genuine three-body effects may also influence the transverse momentum distribution of the quarks inside the proton in a way that it is detectable in cross section data. Therefore, we initially attempt a consistent description of the ground state wave function of the proton as a three quark bound state within a class of hyper-central quark potential models of the form:

$$V(\xi) = A_k + B_k \xi^k \quad (2)$$

where A_k, B_k are constants, $k \in R^+$ and ξ is the hyper-radius. Due to the many body nature of the problem in the general case the wave functions can only be obtained numerically. One interesting exception is when the quark-quark confining potential is harmonic, allowing for analytical solutions. In addition, the harmonic model supplies a convenient classification scheme of the baryon resonances in terms of shells [4]. The parameters A_k and B_k are chosen in order to fit the proton's ground and first excited state energy. To ensure consistency we also estimate the proton's charge radius. Having fixed A_k, B_k we determine $g(k_T)$ for several values of k ($k = 0.1, 0.5, 1, 2$) and then we use the standard treatment within perturbative QCD for the calculation of the cross section for prompt photon production in a pp collision experiment. We compare our results with those of [15,17] in order to extract information concerning the presence or not of traces of three-body effects in $g(k_T)$ traceable through the considered experimental data.

Our work is organized as follows. In section 2 we introduce the hyper-central description of the three body problem in the non-relativistic case using the potential $V(\xi) = A_k + B_k \xi^k$. We solve numerically the hyper-radial Schrödinger equation for the 4 different values of k mentioned above. In each case we determine the parameters A_k and B_k having as criterion the exact description of the ground and first excited state energy of the proton. In section 3 we calculate the intrinsic transverse momentum distribution $g(k_T, \langle k_T \rangle)$ of partons inside the proton for different k . In section 4 we present the numerical results from the best fit of the $pp \rightarrow \gamma X$ cross section data at various energies and transverse momenta of the produced photon, using the single parameter distribution $g(k_T, \langle k_T \rangle)$ within the framework of perturbative QCD. Finally, section 5 contains our concluding remarks.

2 Hyper-central potential for the proton

We start our study by considering the proton as a bound state of three constituent quarks. After fixing the center of mass, the three particle configuration is described by the Jacobi coordinates:

$$\begin{aligned} \xi_1 &= \mathbf{x}_2 - \mathbf{x}_1 \\ \xi_2 &= \frac{2\mathbf{x}_3 - \mathbf{x}_1 - \mathbf{x}_2}{\sqrt{3}} \end{aligned} \quad (3)$$

Instead of \mathbf{x}_i ($i = 1, 2, 3$) one can introduce the hyper-spherical coordinates, which are given by the angles $\Omega_1 = (\theta_1, \phi_1)$ and $\Omega_2 = (\theta_2, \phi_2)$ (θ_i, ϕ_i are polar and azimuthal angles of vector ξ_i , $i = 1, 2$) along with the hyper-radius ξ and the hyper-angle χ , defined by the relations:

$$\begin{aligned} \xi_1 &= \xi \cos \chi \\ \xi_2 &= \xi \sin \chi \end{aligned} \quad (4)$$

In this model we consider three identical quarks of mass m . Then the Hamiltonian can be written as:

$$H = -\frac{\hbar^2}{2\mu} (\nabla_{\xi_1}^2 + \nabla_{\xi_2}^2) + V(\xi) \quad (5)$$

where $\mu = \frac{m}{2}$ and the potential depends only on ξ (hyper-central). Since $\xi^2 = \xi_1^2 + \xi_2^2$ the interaction in Eq. 5 is not a purely two body interaction but contains three body contributions. The presence of three quark forces could be suggested by the existence of a direct three gluon interaction which is one of the fundamental features of the non-abelian nature of QCD. In fact all these many body terms can be included, effectively, in an appropriate hyper-central potential [11].

Using hyper-spherical coordinates the Hamiltonian of the three body problem can be written as:

$$H = -\frac{1}{2\mu} \left[\frac{1}{\xi^2} \frac{\partial}{\partial \xi} \left(\xi^2 \frac{\partial}{\partial \xi} \right) + \frac{1}{\xi^2} \mathcal{L}^2(\Omega_1, \Omega_2, \chi) \right] + V(\xi) \quad (6)$$

where:

$$\mathcal{L}^2(\Omega_1, \Omega_2, \chi) = \frac{1}{\sin^2 2\chi} \frac{\partial}{\partial \chi} \left(\sin^2 2\chi \frac{\partial}{\partial \chi} \right) + \frac{J^2}{\cos^2 \chi} + \frac{L^2}{\sin^2 \chi} \quad (7)$$

in which \hat{J} is the angular momentum of the subsystem of particles 1, 2 and \hat{L} is the angular momentum of particle 3 with respect to the center of mass of the two body subsystem (1, 2). $\mathcal{L}^2(\Omega_1, \Omega_2, \chi)$ is the Casimir operator of the six dimensional rotation group $O(6)$ and its eigenfunctions are the hyper-spherical harmonics $Y_{\lambda j m_j l m_l}(\Omega_1, \Omega_2, \chi)$. That is:

$$\begin{aligned} \mathcal{L}^2(\Omega_1, \Omega_2, \chi) Y_{\lambda j m_j l m_l}(\Omega_1, \Omega_2, \chi) &= \\ &= -\lambda(\lambda + 4) Y_{\lambda j m_j l m_l}(\Omega_1, \Omega_2, \chi) \end{aligned} \quad (8)$$

where the grand-angular quantum number λ is given by $\lambda = 2n + j + l$, $n = 0, 1, 2, \dots$ and j, l are the angular momenta associated with the \hat{J} and \hat{L} operators respectively. The solution of the Schrödinger equation in this case has the following form:

$$\begin{aligned} \Psi_{N \lambda j m_j l m_l}(\xi, \chi, \theta_1, \phi_1, \theta_2, \phi_2) &= \\ &= N_{N \lambda j m_j l m_l} R_{N \lambda}(\xi) Y_{\lambda j m_j l m_l}(\theta_1, \phi_1, \theta_2, \phi_2, \chi) \end{aligned} \quad (9)$$

where

$$\begin{aligned} Y_{\lambda j m_j l m_l}(\theta_1, \phi_1, \theta_2, \phi_2, \chi) &= \cos^{j+\frac{1}{2}} \chi \sin^{l+\frac{1}{2}} \chi \mathcal{P}_n^{l+\frac{1}{2}, j+\frac{1}{2}} \cdot \\ &\cdot (\cos 2\chi) Y_j^{m_j}(\theta_1, \phi_1) Y_l^{m_l}(\theta_2, \phi_2) \end{aligned} \quad (10)$$

and $\mathcal{P}_n^{l+\frac{1}{2}, l+\frac{1}{2}}(\cos 2\chi)$ are the Jacobi polynomials. For the hyper-radial many-body interaction between equal mass particles we use the general form (2) leading to the radial equation:

$$\left[-\frac{1}{\mu} \frac{1}{\xi^5} \frac{\partial}{\partial \xi} \left(\xi^5 \frac{\partial}{\partial \xi} \right) + \frac{\lambda(\lambda + 4)}{2\mu\xi^2} + B_k \xi^k - (E_{N\lambda} - A_k) \right] \cdot R_{N\lambda}(\xi) = 0 \quad (11)$$

Introducing new variables

$$\begin{aligned} \rho &= \sqrt{\beta} \frac{\xi}{\xi_0}, \quad \xi_0 = \left(\frac{1}{2\mu\epsilon} \right)^{\frac{2}{\kappa+2}}, \quad \epsilon = E_{N\lambda} - A_k \\ \beta^{\frac{\kappa+2}{2}} &= \frac{B_k}{2\mu\epsilon^2}, \quad W = 2\mu\xi_0^2\beta^{-1} \end{aligned} \quad (12)$$

and the new function:

$$u_{N\lambda}(\rho) = \rho^{5/2} R_{N\lambda}(\rho) \quad (13)$$

As a result Eq. (11) becomes:

$$\left[\frac{d^2}{d\rho^2} - \frac{(\lambda + \frac{3}{2})(\lambda + \frac{5}{2})}{\rho^2} - \rho^k + W\epsilon \right] u_{N\lambda}(\rho) = 0 \quad (14)$$

determining the energy eigenvalue problem to be solved. As discussed previously the non trivial part of the calculation is the solution of the radial equation (14), which in

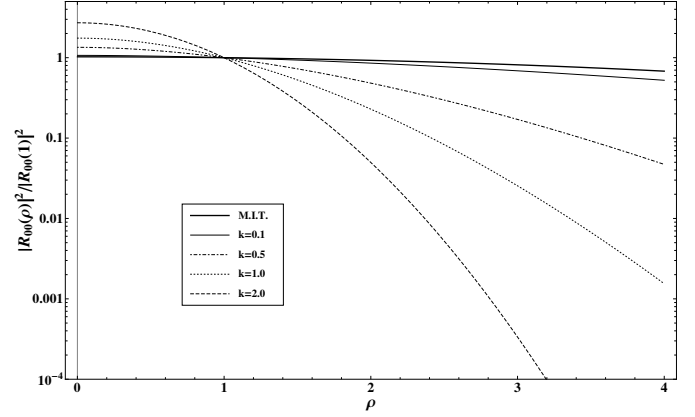


Fig. 1. The ground state wave function of the proton using the hyper-radial potential (2) for four different choices of k : 0.1 (solid line), 0.5 (slashed-dotted line), 1.0 (dotted line), 2.0 (slashed line) for the potential $V(\rho) = \alpha_k + \beta_k \rho^k$. The thick solid line correspond to the MIT bag model. The inset displays the ground state wave function for $k = 0.1$ in an appropriate scale.

the general case (arbitrary k) can be obtained only numerically using the Numerov algorithm. Actually, solving (14) we determine simultaneously the eigenvalues $\sigma_0 = W\epsilon_0$ and $\sigma_1 = W\epsilon_1$ and using the equations:

$$\begin{aligned} \tau(\mu, B_k) A_k &= \tau(\mu, B_k) E_i - \frac{2\sigma_i}{E_i} \\ i &= 0, 1; \quad \tau(\mu, B_k) = 2\mu \frac{\xi_0^4}{\beta^2} \end{aligned} \quad (15)$$

where $E_0 = 0.938 \text{ GeV}$ and $E_1 = 1.440 \text{ GeV}$ are the proton's ground and first excited state energies respectively, we find the constants A_k and B_k of the hyper-radial potential in (2). These quantities are necessary in order to get estimations of dimensionfull observables from our calculations. In Figs. 1,2 we present the wave functions of the ground state and the first excited state respectively (properly normalized for dimensional reasons) for the four different values of k mentioned above. The insets display in more detail, using a suitable scale, the form of the ground state (Fig. 1) and the first excited state (Fig. 2) for $k = 0.1$. Using the ground state wave functions shown in Fig. 1 we can calculate the hyper-radius $\langle \xi^2 \rangle^{\frac{1}{2}} = \frac{\xi_0^2}{\beta} \langle \rho^2 \rangle^{\frac{1}{2}}$ of the proton ($\langle \rho^2 \rangle^{\frac{1}{2}}$ being the corresponding dimensionless quantity).

The hyper-radius can be related with the experimentally accessible charge radius $r_{ch} = \sqrt{\langle \mathbf{x}_i^2 \rangle}$, $i = 1, 2, 3$ (assuming $\langle \mathbf{x}_1^2 \rangle = \langle \mathbf{x}_2^2 \rangle = \langle \mathbf{x}_3^2 \rangle$) through: $\sqrt{\langle \mathbf{x}_i^2 \rangle}_{ch} = \frac{1}{2} \sqrt{\langle \xi^2 \rangle}$. In Table I we summarize the results for the proton charge radius using the four different values of k previously mentioned.

According to Table I, based on the value of the proton's charge radius no distinction between the four considered cases of k is possible.

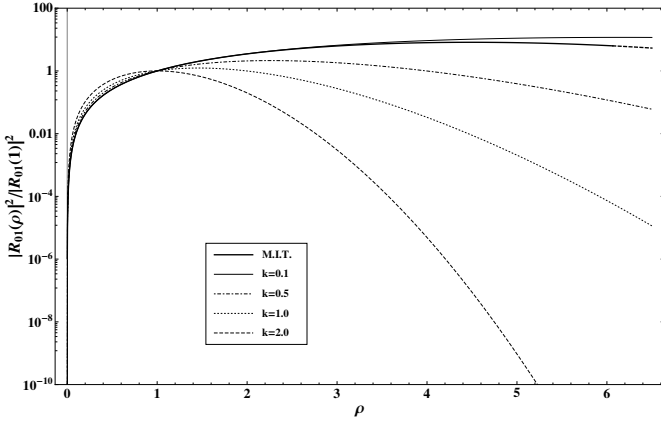


Fig. 2. The first excited state wave function of the proton using the hyper-radial potential (2) for four different choices of k : 0.1 (solid line), 0.5 (slashed-dotted line), 1.0 (dotted line), 2.0 (slashed line) for the potential $V(\rho) = \alpha_k + \beta_k \rho^k$. The thick solid line correspond to the MIT bag model. The inset displays the ground state wave function for $k = 0.1$ in an appropriate scale.

Table 1. The proton charge radius for different choices of the exponent k in the hyper-radial potential.

k	r_{ch} (fm)
0.1	0.60343
0.5	0.60695
1	0.60901
2	0.61002

3 Intrinsic Transverse Momentum Distribution $g(k_T, \langle k_T \rangle)$

As a next step we determine, for each choice of k , the single particle transverse momentum distribution in the ground state. In order to proceed we first have to calculate the ground state wavefunction in the momentum space (conjugate to the space ξ_i , $i = 1, 2, 3$) as:

$$\tilde{\phi}(k_\xi) = N \int d\xi d\chi d\Omega_1 d\Omega_2 \xi^5 \cos^2 \chi \sin^2 \chi \cdot \exp[-ik_\xi \xi \cos \chi \cos \theta_1] \Psi_{N\lambda j m_j l m_l}(\xi) \quad (16)$$

where $\Psi_{N\lambda j m_j l m_l}$ is the full eigenfunction. A convenient representation of the integrals in eq. (16) is achieved in the reference frame where $\mathbf{k}_\xi = (0, 0, k_\xi, 0, 0, 0)$.

It is useful to determine the transformation of the momenta \mathbf{k}_{ξ_i} to the Cartesian momenta \mathbf{k}_i :

$$\begin{aligned} \mathbf{k}_{\xi_1} &= -\frac{1}{2}(\mathbf{k}_1 - \mathbf{k}_2) \\ \mathbf{k}_{\xi_2} &= -\frac{1}{2\sqrt{3}}(\mathbf{k}_1 + \mathbf{k}_2 - 2\mathbf{k}_3) \\ \mathbf{k}_{\xi_3} &= \frac{1}{\sqrt{3}}(\mathbf{k}_1 + \mathbf{k}_2 + \mathbf{k}_3) \end{aligned} \quad (17)$$

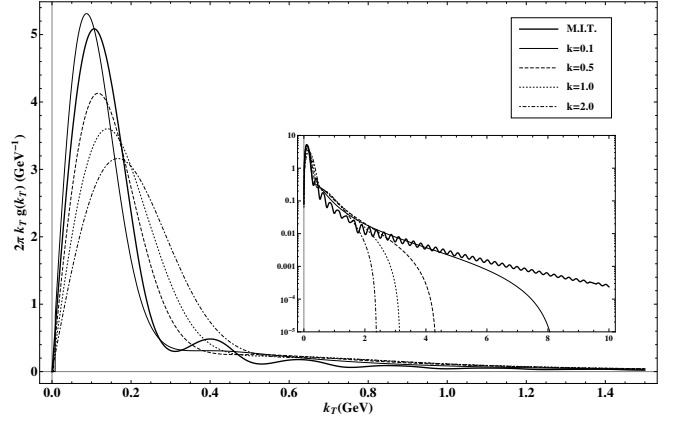


Fig. 3. Transverse momentum distribution of a parton inside the proton corresponding to the different values of k in the hyper-radial potential model (2). The thick solid line corresponds to the MIT bag model.

The above expressions is simplified, in the center of mass frame where $\mathbf{k}_{\xi_3} = 0$ and:

$$k_\xi^2 = k_1^2 + k_2^2 + \mathbf{k}_1 \cdot \mathbf{k}_2 \quad (18)$$

The two particle density $\rho(\mathbf{k}_1, \mathbf{k}_2)$ is then given by:

$$\rho(\mathbf{k}_1, \mathbf{k}_2) = |\tilde{\phi}(k_\xi)|^2 = \left| \tilde{\phi}(\sqrt{k_1^2 + k_2^2 + \mathbf{k}_1 \cdot \mathbf{k}_2}) \right|^2 \quad (19)$$

Finally from Eq. 19 we obtain the one particle transverse momentum density $g(k_T)$ as:

$$\begin{aligned} g(k_T) &= 4\pi \int_{-\infty}^{+\infty} dk_z \int_{-1}^{+1} dz \int_0^{+\infty} dk_2 k_2^2 \cdot \\ &\cdot \left| \tilde{\phi}(\sqrt{k_T^2 + k_z^2 + k_2^2 + zk_2 \sqrt{k_T^2 + k_z^2}}) \right|^2 \end{aligned} \quad (20)$$

with $z = \cos \omega$ where ω is the angle between \mathbf{k}_1 and \mathbf{k}_2 . The integration in equations 16 and 20 can be performed to a great accuracy using a mixture of Gauss-Kronrod quadrature and VEGAS Monte-Carlo integration algorithm. In Fig. 3 we present the intrinsic transverse momentum distribution $2\pi k_T g(k_T)$ of a parton inside the proton obtained from the ground state wave function corresponding to each of the four different choices of the exponent k in (2). As expected for increasing k the maximum of the distribution becomes broader while the tail tends to be more abrupt.

One possibility for testing the phenomenological relevance of three-body forces is to consider their influence in the description of physical processes, like prompt photon production in pp -collisions, within the framework of perturbative QCD. Our strategy is to find the value of k in (2) for which we achieve the best description of experimental data and then to compare our results with those obtained using $g(k_T)$ determined through the MIT bag model [17] or the corresponding two-body potential [15].

4 Numerical Results

We consider prompt photon production in pp -collisions as the appropriate process for checking the influence of three-body partonic interactions in the phenomenology of proton collisions. In fact this process is optimal for this purpose since it is not affected by experimental ambiguities caused by final state hadronic interactions. In order to proceed we use the phenomenological scheme proposed in [15,17] for the calculation of the differential cross-section for inclusive γ -production. This scheme incorporates partonic subprocesses according to perturbative QCD, partonic effects in the proton described through the longitudinal parton distribution functions (PDF) and effects due to the intrinsic transverse momenta of the partons described through $g(k_T)$. A simplified phenomenological approach is adopted, in which it is assumed a factorization between longitudinal and transverse momentum parton distributions [24,25]. Although such an assumption seems reasonable from a statistical point of view, since the longitudinal momenta of the partons may differ by orders of magnitudes from the corresponding transverse ones, its validity based on first principles remains under question [33,34]. Despite this fact this factorization asat turned out to work sufficiently well in the case of cross section calculations for prompt photon production using the MIT bag model [17]. Here, as we are interested in comparing results obtained using different inter-partonic interactions for the description of the proton wave function, it is necessary to use exactly the same treatment as that introduced in [15,17]. The calculations are performed in next-to-leading order (NLO) of perturbative QCD and the cross section for single photon production is given by:

$$E_\gamma \frac{d^3\sigma}{d^3p}(pp \rightarrow \gamma + X) = K(p_T, \sqrt{s}) \sum_{abc} \int dx_a dx_b \cdot f_{a/p}(x_a, Q^2) f_{b/p}(x_b, Q^2) \cdot \frac{\hat{s}}{\pi} \frac{d\sigma}{d\hat{t}}(ab \rightarrow c\gamma) \delta(\hat{s} + \hat{t} + \hat{u}) \quad (21)$$

where $f_{i/p}$ ($i = a, b$) are the MRST2006 NNLO longitudinal parton distribution functions (PDF) for the colliding partons a and b as a function of longitudinal momentum fraction x_i and factorization scale Q [26]. $\frac{d\sigma}{d\hat{t}}$ is the cross section for the partonic subprocesses as a function of the Mandelstam variables \hat{s} , \hat{t} , \hat{u} [25]. The higher order corrections in the partonic subprocesses are effectively included in (21) through the K -factor, appearing in the right hand side, which depends on the transverse momentum of the outgoing photon and the beam energy [27].

At this point we should mention that although part of the k_T -effects is unavoidably included in the NLO calculations, here we are studying the non-perturbative origin of such effects. To this purpose we are using a minimal modification to the standard approach in order to obtain an upper bound for such non-perturbative effects. Following this reasoning we attempt to describe experimental data introducing partonic transverse degrees of freedom through the replacement [25,28]:

$$dx_i f_{i/p}(x_i, Q^2) \longrightarrow dx_i d^2k_{T,i} g(\mathbf{k}_{T,i}) f_{i/p}(x_i, Q^2) \quad (22)$$

in the PDF of the colliding partons ($i = a, b$). To avoid singularities in the partonic subprocesses we introduce a regularizing parton mass [29,30] with value close to the constituent quark mass $m_q = 0.3 \text{ GeV}$ in the Mandelstam variables appearing in the denominator of the corresponding matrix elements. In fact m can be chosen in the range $[0.1, 1.0] \text{ GeV}$ without affecting the following analysis. Using the distribution $g(k_T)$ obtained in the last section it is straightforward to calculate the cross section (21).

We start our numerical investigations calculating the differential cross section for PHENIX data [31] on prompt photon production with transverse momentum p_T at RHIC ($\sqrt{s} = 200 \text{ GeV}$). At this step of the analysis we use the PHENIX data since, due to the very high beam energy, the $\frac{p_T}{\sqrt{s}}$ ratio is expected to become very small indicating the presence of non-perturbative QCD processes where k_T -effects are expected to be relevant. We perform four sets of runs, each one using a different distribution $g(k_T)$ (see Fig. 3) associated with the different values of k ($k = 0.1, 0.5, 1, 2$) in the potential (2). Varying the mean transverse momentum $\langle k_T \rangle$ we fit in each case all the available PHENIX data for different p_T of the produced photon. As a result an one-to-one relation of $\langle k_T \rangle$ with p_T , for each $g(k_T)$ used, is established. In Fig. 4 we display graphically this relation for the four considered cases. In general the variations of the $\langle k_T \rangle$ dependence on p_T are not as large as when an ad-hoc Gaussian $g(k_T)$ is used ([17]). However, in order to achieve a comparison between the different models we impose the following two criteria:

- compatibility of the fitted $\langle k_T \rangle$ -values with the geometrical properties of the proton, and
- smoothness of the relation between $\langle k_T \rangle$ and p_T

To make the first requirement more quantitative we calculate the p_T averaged uncertainty $\sigma_{\langle k_T \rangle} = \Delta \langle k_T \rangle$ of $\langle k_T \rangle$ for each of the considered models and we compare it with $\frac{\hbar}{2r_{ch}}$ obtained using the proton charge radius shown in table I. Assuming that $\sigma_{\langle k_T \rangle}$ describes successfully the k_T -fluctuations then the ratio:

$$R_G = \frac{\sigma_{\langle k_T \rangle}}{\frac{\hbar}{2r_{ch}}} \quad (23)$$

can be used as a measure of the consistent description of the proton's geometry (size) within the considered model. Optimally we expect $R_G \approx 1$ while deviations may originate from the type of the inter-quark potential, the presence or not of three-body forces and the relevance or not of relativistic effects. The second criterion is quantified introducing a non-smoothness parameter R_{NS} defined as the average slope variation squared in adjacent p_T -intervals. To be more precise one uses a linear approximation for the function $\langle k_T \rangle(p_T)$, as determined by the pairs $(p_T, \langle k_T \rangle)$, found through the fitting of the experimentally observed cross section for each considered model, to estimate the slope s_i in the i -th p_T -interval. Then R_{NS} is given by:

$$R_{NS} = \frac{1}{N-2} \sum_{i=2}^{N-1} (s_i - s_{i-1})^2 \quad (24)$$

From this definition it is clear that with increasing R_{NS} the associated function $\langle k_T \rangle(p_T)$ becomes less and less smooth. The results for the quantities R_G and R_{NS} , calculated using $g(k_T)$ obtained from the four different potential models discussed above, are summarized in Table II. For comparison we also include in this table the values of R_G and R_{NS} found using $g(k_T)$ determined by the MIT bag model [17] as well as by solving the three body problem with two-body interactions of the form (1). In order to be complete we give the values of these quantities found in the case of using the usual Gaussian $g(k_T)$ in the cross section calculations.

Table 2. The quantities R_G and R_{NS} for the considered models.

Model	R_G	R_{NS}
$k = 0.1$ (3-body)	1.27	0.17
$k = 0.5$ (3-body)	1.45	0.18
$k = 1$ (3-body)	1.67	0.30
$k = 2$ (3-body)	1.88	0.57
$k = 0.1$ (2-body)	2.97	1.18
MIT bag	0.85	0.04
Gaussian	4.06	3.65

According to Table II it is evident that the hyper-radial potential with $k = 0.1$ leads to more consistent values for R_G and R_{NS} than the other three choices ($k = 0.5, 1.0$ and 2.0). Clearly for $g(k_T)$ obtained from (2) with $k = 0.1$ the fluctuations of $\langle k_T \rangle$ are smaller and closer to the expectations for the proton size based on Heisenberg's uncertainty relation ($\Delta k_T \approx 0.33 \text{ GeV}$). Comparing the results for the $k = 0.1$ hyper-radial potential with those for the similar 2-body potential we conclude that three body forces are important for a consistent description of the partonic transverse momentum effects in the proton. In addition, the partonic transverse momentum distribution determined using the MIT bag model leads to the best values for R_G and R_{NS} suggesting that relativistic effects also influence significantly the transverse momentum structure of the proton. Finally, it is important to trace the behavior of each model to the characteristics of the corresponding distribution $g(k_T)$. As it is clearly seen from Fig. 5 the best description, of the experimental data, is achieved using the model resulting in the greatest variance of k_T for given $\langle k_T \rangle$ (MIT bag [17]). It is also interesting to notice that this characteristic depends smoothly on the exponent k of the potential, becoming more pronounced for lower k , approaching the MIT description.

Remaining in the framework of non-relativistic hyper-radial potentials it seems reasonable to restrict the detailed analysis of all existing experimental data on single γ -production in pp collisions to the case of $g(k_T)$ originating from (2) with $k = 0.1$. In Fig. 6 we show the cross section data from 8 experiments [32] varying both in \sqrt{s} and in the observed p_T region. The mean transverse momenta of the partons, necessary for a perfect description

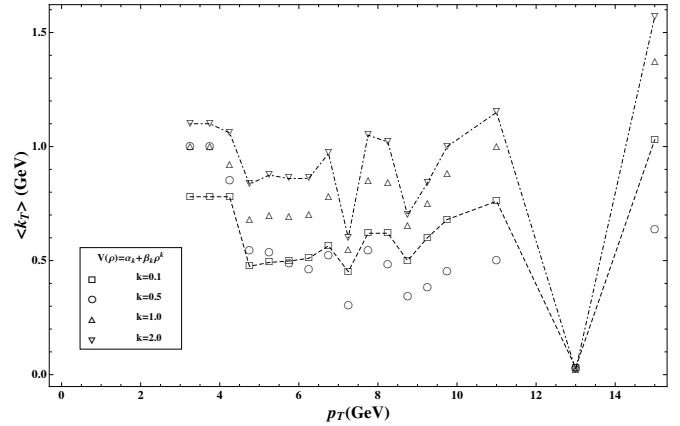


Fig. 4. The mean transverse momentum $\langle k_T \rangle$ needed for the description of the PHENIX pp differential cross section as a function of p_T of the outgoing photon, using the four different partonic transverse momentum distributions shown in Fig. 3.

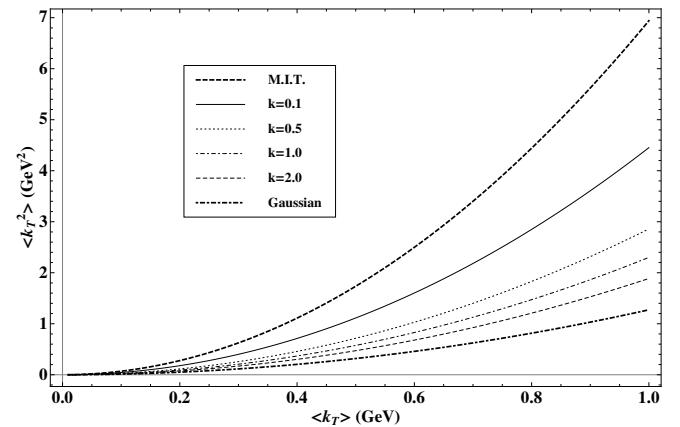


Fig. 5. The variance $\langle k_T^2 \rangle$ as a function of $\langle k_T \rangle$ for the considered distributions $g(k_T)$.

of these data is plotted in Fig. 7. We clearly see that only the region of small values of the ratio $\frac{p_T}{\sqrt{s}}$ requires relatively large $\langle k_T \rangle$ for the data description. For $\frac{p_T}{\sqrt{s}} > 0.05$ the necessary mean transverse momenta lie in the interval $[0, 0.3] \text{ GeV}$ which is in accordance with proton's structure.

5 Concluding remarks

In this work we have investigated the influence of three-body forces in the transverse momentum distribution of partons inside the proton. Using a class of hyper-radial potentials (2) we have determined the corresponding single parton transverse momentum distribution within a non-relativistic treatment having as constraints the accurate description of the proton's ground and first excited state energy. The charge radius of the proton turns out to be almost the same ($\sim 0.6 \text{ fm}$) for all potentials in the considered class. The obtained transverse momentum distributions have been incorporated in a phenomenological scheme, based on perturbative QCD, for the cross

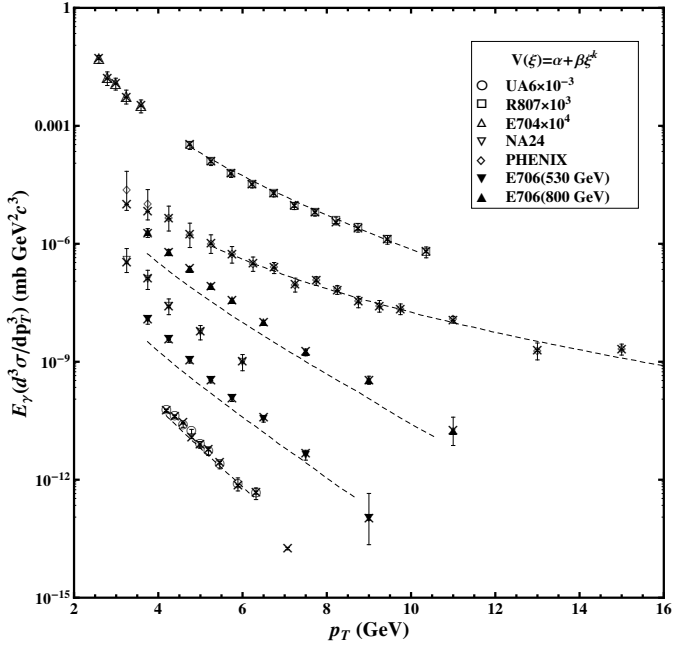


Fig. 6. The differential cross section for the production of a single photon with transverse momentum p_T in pp collisions as measured in various experiments. The dashed lines display results obtained using the resummation technique [21, 22, 23]. The results obtained through fitting of the data using the partonic transverse momentum distribution of Fig. 3 with $k = 0.1$ and variable $\langle k_T \rangle$ practically coincide with the experimental data.

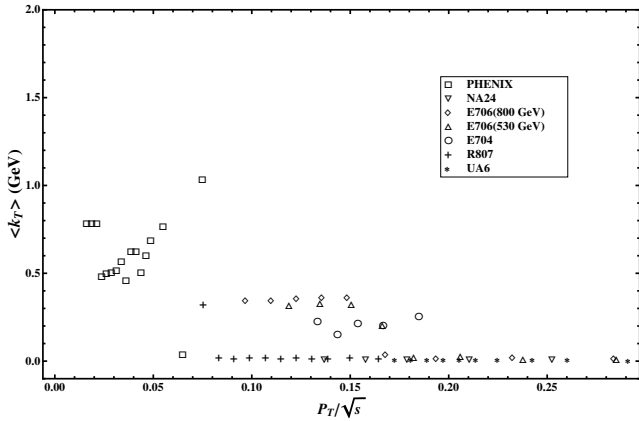


Fig. 7. The mean transverse momentum $\langle k_T \rangle$ needed for the description of all available differential cross section data for prompt photon production in pp collisions as a function of the p_T/\sqrt{s} of the outgoing photon, using the $k = 0.1$ partonic transverse momentum distribution shown in Fig. 3.

section calculation of prompt photon production in pp -collisions. In particular, using the associated mean transverse momentum $\langle k_T \rangle$ as a free parameter, we have fitted the PHENIX cross section in a wide region of the transverse momentum of the produced photon. Within this treatment the smoothest distribution of the $\langle k_T \rangle$ -values, necessary for a successful description of the data, is found using the transverse momentum distribution corresponding to the potential (2) with $k = 0.1$. This distribution has been also used for the description of all available experimental data for prompt photon production in pp collisions. The $\langle k_T \rangle$ -spectrum leading to a perfect description of all available experimental data is found to be restricted in the range $[0.0, 1.0]$ GeV. When compared with the analysis found in the literature concerning the description of the same data using a Gaussian transverse momentum distribution the results found here possess two advantages: (i) the interval of the necessary $\langle k_T \rangle$ -values is clearly narrower and (ii) it is displaced to smaller values which are closer to the geometrical characteristics of the proton according to Heisenberg uncertainty relation. In a similar treatment in [17] using the relativistic MIT bag model we have obtained an even shorter interval of $\langle k_T \rangle$ -values approaching the $\langle k_T \rangle \approx 0$ region. Suitably defined measures for the quality of the behavior of the function $\langle k_T \rangle(p_T)$ in the different experiments allow for a comparison between the various models and lead to the following conclusions:

- In general quark confinement leaves imprint in the cross-sections for prompt photon production through the partonic transverse momentum distribution.
- Relativistic effects are important as dictated by the results found in [17] using for the confinement description the MIT bag model.
- Further study is needed in order to clarify to what extent the exact form of asymptotic freedom (the shape of the inter-quark potential for small distances) is also influencing the quality of the description of experimental data within our approach.
- Finally it turns out that three-body forces, included in the present approach but not in the MIT bag model, are also important for an efficient description of partonic transverse momentum effects inside the proton.

Thus it is interesting to extend the present work by investigating the partonic transverse momentum distribution in a MIT bag model with interacting partons where three-body forces are also included. According to the findings of the present work such a model should lead to a further improvement of the description of the proton transverse momentum structure.

This work was financially supported by the Research Committee of the University of Athens (research funding program KAPODISTRIAS).

References

1. A. Martin, Phys. Lett. **100B**, 511 (1981).

2. J.M. Richard, Phys. Lett. **100B**, 515 (1981); R.K. Bhaduri, L.E. Cohler and Y. Nogami, Nuovo Cimento Soc. Ital. Fis. **A65**, 376 (1981).
3. J.P. McTavish, H. Fiedeldey, M. Fabre de la Ripelle and P. du T. van der Merwe, Few-Body Systems **3**, 99 (1988); C. Roux and B. Silvestre-Brac, Few-Body Systems **19**, 1 (1995).
4. E. Cuervo-Reyes, M. Rigol, and J. Rubayo-Soneira, Revista Brasileira de Ensino de Fisica, **25**, 18 (2003).
5. P. Hasenfratz, R.R. Hogan, J. Kuti and J.M. Richard, Phys. Lett. **B94**, 401 (1980).
6. J.M. Richard, Phys. Rep. **C 212**, 1 (1992).
7. S. Capstick and N. Isgur, Phys. Rev. **D34**, 2809 (1986).
8. M. Ferraris, M.M. Giannini, M. Pizzo, E. Santopinto and L. Tiator, Phys. Lett. **B364**, 231 (1995).
9. E. Santopinto, F. Iacchello and M.M. Giannini, Eur. Phys. J. **A 1**, 307 (1998).
10. M.M. Giannini, E. Santopinto and A. Vassallo, Eur. Phys. J. **A 12**, 447 (2001).
11. M.M. Giannini, E. Santopinto and A. Vassallo, Nucl. Phys. **A699**, 308C (2002); M.M. Giannini, E. Santopinto and A. Vassallo, Prog. Part. Nucl. Phys. **50**, 263 (2003).
12. M. Aiello, M. Ferraris, M.M. Giannini, M. Pizzo, and E. Santopinto, Phys. Lett. **B387**, 215 (1996).
13. G.L. Strobil, Int. J. of Theor. Phys. **35**, 2443 (1996); M. De Sanctis, M.M. Giannini, E. Santopinto and A. Vassallo, Phys. Rev. **C76**, 062201 (2007).
14. D.Y. Chen and Y.B. Dong, Commun. Theor. Phys. **47**, 539 (2007).
15. F.K. Diakonou, G.D. Galanopoulos and X.N. Maintas, Phys. Rev. **D73**, 034007 (2006).
16. A. Chodos, R.L. Jaffe, K. Johnson, C.B. Thorn and V.F. Weisskopf, Phys. Rev. **D9**, 3471 (1974).
17. F.K. Diakonou, N. Kaplis and X.N. Maintas, Phys. Rev. **D78**, 054023 (2008).
18. D. de Florian, W. Vogelsang, Phys. Rev. **D72**, 014014 (2005); P. Aurenche, R. Baier, A. Douiri, M. Fontannaz and D. Schiff, Phys. Lett. **140B**, 87 (1984); P. Aurenche, R. Baier, M. Fontannaz and D. Schiff, Nucl. Phys. **B297**, 661 (1988); H. Baer, J. Ohnemus, J.F. Owens, Phys. Rev. **D42**, 61 (1990); Phys. Lett. **B234**, 127 (1990); L.E. Gordon and W. Vogelsang, Phys. Rev. **D50**, 1901 (1994); Phys. Rev. **D48**, 3136 (1993); F. Aversa, P. Chiappetta, M. Greco and J.P. Guillet, Nucl. Phys. **B327**, 105 (1989); D. de Florian, Phys. Rev. **D67**, 054004 (2003); B. Jäger, A. Schäfer, M. Stratmann and W. Vogelsang, Phys. Rev. **D67**, 054005 (2003).
19. L. Apanasevich *et al.*, E706 Collaboration, Phys. Rev. Lett. **81**, 2642 (1998); Phys. Rev. **D70**, 092009 (2004); Phys. Rev. **D72**, 032003 (2005).
20. G. Balocchi *et al.*, UA6 Collaboration, Phys. Lett. **B436**, 222 (1998).
21. G. Sterman, Nucl. Phys. **B281**, 310 (1987); S. Catani and L. Trentadue, Nucl. Phys. **B327**, 323 (1989); Nucl. Phys. **B353**, 183 (1991); N. Kidonakis and G. Sterman, Nucl. Phys. **B505**, 321 (1997); R. Bonciani, S. Catani, M.L. Mangano and P. Nason, Phys. Lett **B575**, 268 (2003).
22. E. Laenen, G. Oderda and G. Sterman, Phys. Lett. **B438**, 173 (1998); S. Catani, M.L. Mangano and P. Nason, JHEP **9807**, 024 (1998).
23. S. Catani, M.L. Mangano, P. Nason, C. Oleari and W. Vogelsang, JHEP **9903**, 025 (1999); N. Kidonakis and J.F. Owens, Phys. Rev. **D61**, 094004 (2000); G. Sterman and W. Vogelsang, JHEP **0102**, 016 (2001).
24. R.P. Feynman, R.D. Field and G.C. Fox, Nucl. **B128**, 1 (1977).
25. J.F. Owens, Rev. Mod. Phys. **59**, 465 (1987).
26. A.D. Martin, R.G. Roberts, W.J. Stirling and R.S. Thorne, Phys. Lett. **B652**, 292 (2007).
27. G.G. Barnaföldi, G. Fai, P. Lévai, G. Papp and Y. Zhang, J. Phys. **G27**, 1767 (2001).
28. L. Apanasevich *et al.*, Phys. Rev. **D59**, 074007 (1999); U. D'Alesio, F. Murgia, Phys. Rev. **D70**, 074009 (2004); P. Aurenche, J.P. Guillet, E. Pilon, M. Werlen, M. Fontannaz, Phys. Rev. **D73**, 094007 (2006).
29. R.P. Feynman, R.D. Field and G.C. Fox, Phys. Rev. **D18**, 3320 (1978).
30. X.N. Wang, Phys. Rep. **280**, 287 (1997); Phys. Rev. Lett. **81**, 2655 (1998); H.L. Lai and H.N. Li, Phys. Rev. **D58**, 114020 (1998); Y. Zhang, G. Fai, G. Papp, G.G. Barnaföldi and P. Lévai, Phys. Rev. **C65**, 034903 (2002).
31. S.S. Adler *et al.* (PHENIX Collaboration), Phys. Rev. **D71**, 071102(R) (2005).
32. T. Akesson *et al.* (R807 Collaboration), Sov. J. Nucl. Phys. **51**, 836 (1990); G. Balocchi *et al.* (UA6 Collaboration), Phys. Lett. **B317**, 250 (1993); C. De Marzo *et al.* (NA24 Collaboration), Phys. Rev. **D36**, 8 (1987); D.L. Adams *et al.* (E704 Collaboration), Phys. Lett. **B345**, 569 (1995); G. Alverson *et al.* (E706 Collaboration), Phys. Rev **D48**, 5 (1993).
33. C. J. Bomhof and P. J. Mulders, Nucl. Phys. B **795** (2008) 409 [arXiv:0709.1390 [hep-ph]].
34. J. Collins and J. W. Qiu, Phys. Rev. D **75** (2007) 114014 [arXiv:0705.2141 [hep-ph]].