

Neutrino-nucleus interactions in the T2K experiment

T. Leitner* and U. Mosel

Institut für Theoretische Physik, Universität Giessen, Germany

(Dated: June 11, 2010)

We present a study of neutrino-nucleus interactions at the T2K experiment based on the GiBUU transport model. The aim of T2K is to measure ν_e appearance and θ_{13} , but it will also be able to do a precise measurement of ν_μ disappearance. The former requires a good understanding of π^0 production while the latter is closely connected with a good understanding of quasielastic scattering. For both processes we investigate the influence of nuclear effects and particular final-state interactions on the expected event rates taking into account the T2K detector setup.

I. INTRODUCTION

After neutrino oscillations were first observed in atmospheric and solar neutrino rates [1, 2], an extensive experimental program has started aiming at the precise determination of ν masses and mixing angles. Of the three mixing angles, θ_{13} is still unknown, only upper limits have been placed so far. Still unknown is also the sign of one of the two mass squared differences, namely Δm_{32}^2 , and thus the mass hierarchy (cf., e.g., the review article in Ref. [3]).

The T2K experiment [4], which has just started its operation, is a long-baseline high-precision neutrino-oscillation experiment. Its major aim is to measure ν_e appearance and thus θ_{13} but also to provide a precise measurement of ν_μ disappearance to improve θ_{23} and Δm_{23}^2 . Its target material - common to all modern detectors - consists of heavy nuclei. This causes a major difficulty: Particles produced in neutrino interactions can reinteract before leaving the nucleus and can be absorbed or change their kinematics or even their charge before being detected. Nuclear reinteractions limit our ability to identify the reaction channel by changing the topology of the measured hadronic final state. Consequently, the detected rates on nuclei are changed significantly compared to the ones on free nucleons.

Appearance experiments like T2K search for a specific neutrino flavor in a neutrino beam of different flavor. The flavor of the neutrino can only be determined from the charged lepton it produces in the interaction. π^0 production events in neutral current (NC) reactions are a source of background in ν_e appearance searches in a ν_μ beam because they might be misidentified as charge current (ν_e, e^-) interactions. A precise and well-tested model for NC π^0 production on nuclei is thus necessary.

The oscillation probability depends directly on the neutrino energy: ν_μ disappearance experiments search for a distortion in the neutrino flux in the detector positioned far away from the source. From the flux difference, one gains information about the oscillation probability and with that about θ_{23} and Δm_{23}^2 . However, the neu-

trino energy cannot be measured directly but has to be reconstructed from the final-state particles that are detected. Usually, LBL experiments use charged current quasielastic (CCQE) scattering events for the energy reconstruction. Their identification is also influenced by nuclear effects which have to be understood and considered in the experimental analysis. Thus, to extract the oscillation parameters from the measured particle yields, the experimental analyses have to rely on models for the neutrino-nucleus interaction (see, e.g., the proceedings of the NUINT conference [5]).

In the T2K experiment, JPARC's high intensity ν_μ beam is directed toward the Super-Kamiokande water Cherenkov detector which is located about 300 km away. In addition, T2K has a high-resolution near detector complex to determine the energy spectrum, the flavor content of the beam and also neutrino cross sections in particular by measuring NC π^0 and CCQE on oxygen. The energy of the neutrino beam extends up to a few GeV with a maximum at about 600 MeV.

In T2K's case, the near and the far detectors are conceptually very different (water Cherenkov vs. tracking detector) which implies very different event selection schemes. Thus, a quantitative understanding of neutrino-nucleus cross sections is mandatory.

While the Giessen Boltzmann-Uehling-Uhlenbeck (GiBUU) transport model has already been widely applied to general questions of neutrino interactions with nuclei [6–8] and has also looked in some more detail at present experiments such as MiniBooNE and K2K [9, 10] in this paper we primarily investigate the implications of the different detector techniques on measured NC π^0 and CCQE spectra at T2K taking into account in-medium modifications and final-state interactions.

II. NEUTRINO-NUCLEUS SCATTERING IN THE GIBUU MODEL

In-medium modifications and final-state interactions inside the target nucleus are known to be the major source of systematic errors in LBL neutrino experiments [5]. Thus, the theoretical understanding of nuclear effects is essential for the interpretation of the data and only by applying state-of-the-art models it is possible to minimize the systematic uncertainties in neutrino fluxes,

*Electronic address: leitner@theo.physik.uni-giessen.de

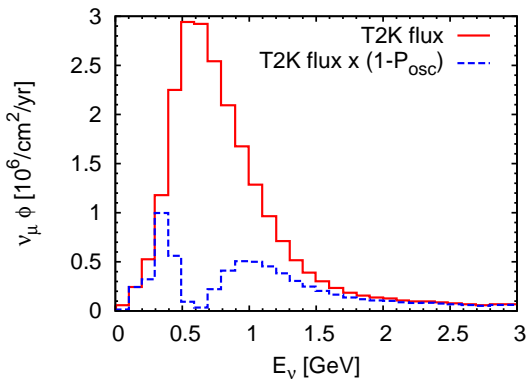


FIG. 1: (Color online) Neutrino energy flux for the T2K experiment. The solid line taken from Fig. 6 (b) of Ref. [16] shows the unoscillated flux while the dashed line shows the oscillated flux, i.e., the flux multiplied by $(1 - P_{\text{osc}})$ (see text for details).

backgrounds and detector responses.

For this aim, we apply the GiBUU transport model which is a unified framework for the description of a wide range of nuclear reactions from heavy-ion collisions to pion and electron/photon scattering and has been widely tested and validated [11–14] (see Ref. [15] for more applications). Within this approach, we treat neutrino-nucleus scattering as a two-step process. In the initial-state step, the neutrinos interact with nucleons embedded in the nuclear medium. In the final-state step, the produced particles are propagated through the nucleus undergoing complex final-state interactions (FSI). Here, we present only a short review of our model and refer to Ref. [7, 15] for details.

The energy distribution of the T2K beam is shown in Fig. 1 by the solid line. The dashed line shows the effect of neutrino oscillations on the flux: The probability that ν_μ remains as ν_μ is

$$P(\nu_\mu \rightarrow \nu_\mu) = 1 - P_{\text{osc}} = 1 - \sin^2 2\theta_{23} \sin^2 \left(\frac{\Delta m_{23}^2 L}{4E_\nu} \right), \quad (1)$$

using the atmospheric mixing parameters $\theta_{23} = 45^\circ$, $\Delta m_{23}^2 = 2.5 \times 10^{-3} \text{ eV}^2$, and a distance of $L = 295 \text{ km}$.

In this energy region, the elementary νN reaction is dominated by two processes: quasielastic scattering and the excitation of the Δ resonance ($P_{33}(1232)$). The vector form factors are well constrained by electron scattering data (see Ref. [7] for details) while we have a significant uncertainty in the axial form factors: Goldberger-Treiman relations have been derived for the axial couplings, but they do not give information about the Q^2 dependence. The Q^2 dependence of the Δ axial form factor is fitted to either ANL or BNL bubble chamber neutrino-scattering $d\sigma/dQ^2$ data for the $\nu_\mu p \rightarrow \mu^- \pi^+ p$ reaction. Fig. 2 shows the integrated cross section together with the data. Note that the solid curve fits the

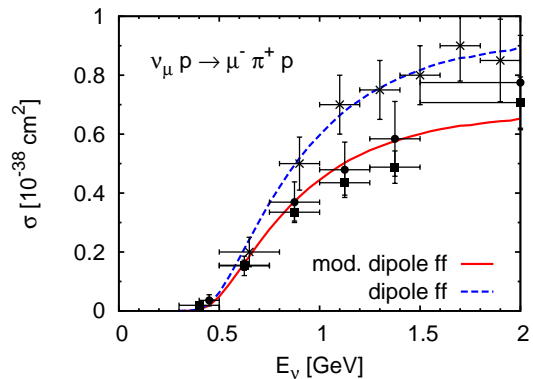


FIG. 2: (Color online) Total $\nu_\mu p \rightarrow \mu^- \pi^+ p$ cross section as a function of the neutrino energy compared to the pion production data of ANL (Refs. [19] (\bullet), [20] (\blacksquare)) and BNL ([21] (\times)). The solid line has been obtained with a form factor fitted to the ANL data, the dashed line is fitted to the BNL data.

ANL data (modified dipole form factor), while the dashed curve fits the BNL data (dipole form factor). Thus, the latter would obviously lead to higher pion production cross section also on the nucleus. We refer the reader to Chapter 5 of Ref. [8] for an extended discussion. Recently, a combined form factor fit to both ANL and BNL data has also been performed in Ref. [17, 18].

In the nuclear medium, the neutrino-nucleon cross sections are modified. Bound nucleons are treated within a local Thomas-Fermi approximation. They are exposed to a mean-field potential that depends on density and momentum. We also take Pauli blocking and the medium-modified spectral functions of the outgoing hadrons into account. Our model for neutrino-(bound)nucleon scattering is described in detail in Ref. [7].

After the initial neutrino-nucleon interaction, the produced particles propagate through and out of the nucleus. During propagation they undergo complex FSI simulated with the coupled-channel GiBUU transport model (for details, see Ref. [15] and references given there). It models the space-time evolution of a many-particle system in a mean-field potential including elastic and inelastic collisions between the particles, and also particle decays into other hadrons.

To summarize, the GiBUU model provides a theory-based, consistent and well-tested treatment of in-medium modifications and final-state interactions. It successfully describes electron- and photon-induced reactions over a wide energy range. Because these reactions are quite similar to the $\nu A \rightarrow X$ reaction in that the incoming particle interacts with all target nucleons and the vector couplings are the same, we consider this as an important benchmark for the description of neutrino-induced reactions.

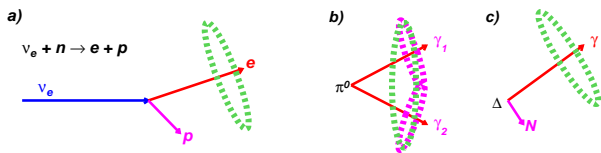


FIG. 3: (Color online) Panel (a) shows the “ ν_e appearance signal” event in a Cherenkov detector while panels (b) and (c) are possible backgrounds. Taken from Ref. [22].

III. $\text{NC}1\pi^0$

The main task in a ν_e appearance experiment as T2K is to detect electron neutrinos in a (almost) pure ν_μ beam in the Super-Kamiokande detector. The signal event is the ν_e CCQE interaction as indicated in Fig. 3 (a). However, not all of the detected ν_e events have their origin in neutrino oscillations but are already present in the initial neutrino beam, e.g., through muon and kaon decays. A good understanding of the neutrino beam composition is therefore essential for ν_e appearance searches.

Even more significant at low reconstructed E_ν are misidentified events, mainly because a Cherenkov detector like Super-Kamiokande cannot distinguish between a photon and an electron. Thus, ν_μ induced NC π^0 production,¹ where the π^0 decays into two γ s, is the major source of background when one of the photons is not seen or both Cherenkov rings overlap. This process is illustrated in Fig. 3 (b). Additional background comes from the excitation of a Δ resonance via a NC interaction followed by its radiative decay, $\Delta \rightarrow \gamma N$, which also leads to a final state with a photon (see Fig. 3 (c)).²

A proper understanding of neutrino-induced pion production, especially $\text{NC}\pi^0$, is therefore essential in ν_e appearance experiments. T2K requires the $\text{NC}\pi^0$ cross section to be known to 10% accuracy for the resulting error on the oscillation parameters to be comparable to that from statistical uncertainties [24]. This has triggered a lot of experimental activity toward direct $\text{NC}\pi^0$ cross section measurements in the last years to be used as direct input for the oscillation analysis [25–28].

In the following we study the influence of nuclear effects and final-state interactions on $\text{NC}\pi^0$ production (see also Ref. [29]). Fig. 4 shows the results for NC single- π^0 production off ^{16}O averaged over the incoming, unoscillated T2K energy distribution [16]. Comparing the dashed with the solid line (results without FSI and spectral function vs. full calculation), one finds a significant difference. The shape is caused by the energy dependence of the pion absorption and rescattering cross sections. Pions are mainly absorbed via the Δ resonance,

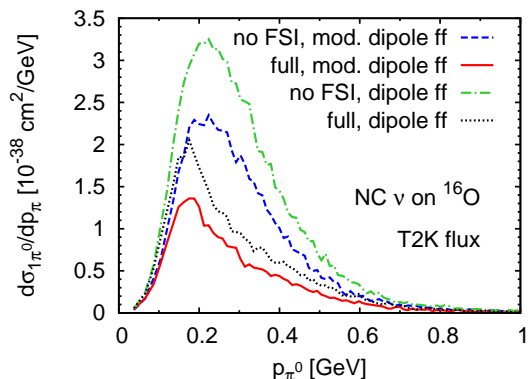


FIG. 4: (Color online) NC induced single- π^0 production on ^{16}O as a function of the pion momentum averaged over the T2K flux. The dashed and the solid lines denote the calculation with a modified dipole form factor (fitted to ANL data) for the Δ resonance. The dash-dotted and dotted lines are obtained with a dipole form for the form factor (fitted to the BNL data).

i.e., through $\pi N \rightarrow \Delta$ followed by $\Delta N \rightarrow NN$. This explains the reduction in the region around $p_\pi = 0.2 - 0.5$ GeV. Pion elastic scattering $\pi N \rightarrow \pi N$ reshuffles the pions to lower momenta and leads also to charge exchange scattering into the charged pion channels. Furthermore, we show in this plot the result for our second form factor set, namely the dipole form factor (dash-dotted and dotted lines). The difference between the two sets reflects the uncertainty caused by the discrepancy in the old ANL and BNL data.

The total flux averaged $\text{NC}1\pi^0$ cross section is $(0.34 - 0.48) \cdot 10^{-38} \text{ cm}^2$ where the range again gives the uncertainty from the axial form factor.

The vast majority of the pions come from initial Δ excitation, pion production through higher resonances plays almost no role. π^0 can be produced in our approach not only through resonances but also through initial NC elastic scattering, i.e., final-state nucleons can rescatter in the nucleus and produce pions; this accounts for $\approx 2\%$. Missing in our approach is deep-inelastic scattering and any non-resonant single- π /double- π etc. background. However, we do not expect a significant contribution of those at the rather low T2K energy. Coherent pion production is also possible, but its contribution is only of the order of $(0.02 - 0.04) \cdot 10^{-38} \text{ cm}^2$ [30]. Thus, our model accounts for the relevant contributions.

A crucial problem in any such experiment with Cherenkov counters is that the decay photons of neutral pions can be misidentified as electrons. We therefore, investigate in Fig. 5 the probability that a misidentified π^0 is counted as a ν_e appearance event. The probability that a π^0 cannot be distinguished from e^\pm is given by the dashed line (taken from Fig. 2 of Ref. [31]). It mainly depends on the opening angle of the two decay photons. The solid line shows the weighted cross section averaged over the T2K flux and calculated using the elementary

¹ We recall that in NC events only the outgoing hadrons and/or their decay products are seen, but not the outgoing neutrino.

² See Ref. [23] for a brief discussion of the radiative Δ decay.

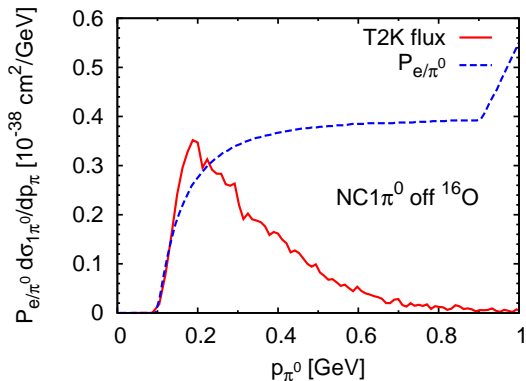


FIG. 5: (Color online) NC induced single- π^0 production cross sections on ^{16}O averaged over the T2K flux and multiplied by the misidentification probability (dashed line, taken from Ref. [31]) as a function of the pion momentum.

ANL data as input. The total cross section for misidentified events is now $0.09 \cdot 10^{-38} \text{ cm}^2$ and thus 26% of the true pion events.

IV. CCQE

The other major aim of the T2K experiment is the precise measurement of ν_μ disappearance and the corresponding mixing parameters. This task requires an equally precise measurement of the neutrino flux both at the near and the far detector. From the flux difference, one can extract the oscillation parameters. The neutrino energy is reconstructed using the CCQE reaction, thus, the related challenge is to identify *true* CCQE events in the detector, i.e., muons originating from an initial QE process $\nu_\mu n \rightarrow \mu^- p$. The difficulty comes from the fact that the true CCQE events are masked by FSI in a detector built from nuclei. In T2K the QE event selection is different in the near and far detector: in general, the near detector counts all events as CCQE-like that have a single proton track but no pions. In the water Cherenkov detector Super-Kamiokande, serving as far detector, CCQE-like means, that no pion is seen in the event. In both detectors the FSI lead to misidentified events, e.g., an initial Δ whose decay pion is absorbed or undergoes “pion-less decay” looks “CCQE-like”.

In the following, we investigate the quality of these event selection methods considering also pion and proton kinetic energy detection thresholds. Fig. 6 (a) shows the event selection for the near detector (tracking detector: CCQE-like = proton but no pion) while the far detector is addressed in panel (b) (Cherenkov detector: CCQE-like = no pion). The flux averaged cross sections are plotted versus the proton kinetic energy detection threshold. The “true CCQE” events are denoted with the solid lines, the CCQE-like events by the dashed ones. In addition, those are separated in the two main con-

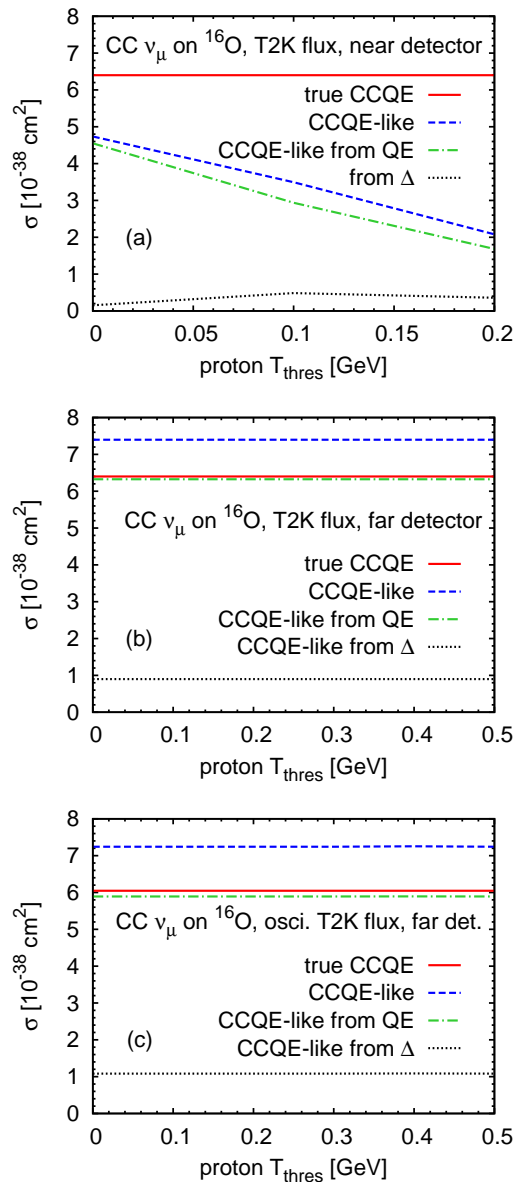


FIG. 6: (Color online) Total flux averaged CCQE cross section on ^{16}O (solid lines) versus the proton kinetic energy detection threshold. Shown are besides the true CCQE cross section two different methods on how to identify CCQE-like events in experiments (dashed lines). Panel (a) shows the method applied in the near detector (tracking detector), panel (b) the one applied in the far detector (Cherenkov detector). Panel (c) shows the result for the far detector but averaged over the oscillated flux shown in Fig. 1. The contributions to the CCQE-like events are also classified (CCQE-like from initial QE (dash-dotted lines), from initial Δ (dotted lines)).

tributions, namely CCQE-like from initial QE scattering (dash-dotted lines) and CCQE-like from initial Δ excitation (dotted lines).

In the near detector considerably fewer CCQE-like than true CCQE events are detected (panel (a), the difference between the dashed and the solid line). The final-

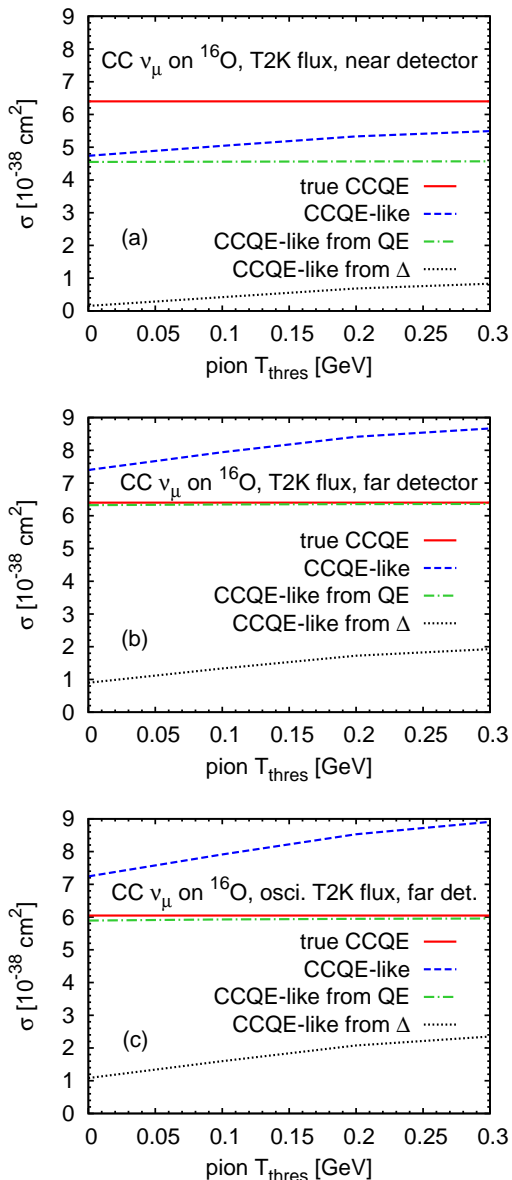


FIG. 7: (Color online) Total flux averaged CCQE cross section on ^{16}O (solid lines) versus the charged pion kinetic energy detection threshold. The lines are as in Fig. 6.

state interactions of the initial proton lead to secondary protons, or, via charge exchange to neutrons which are then not detected as CCQE-like any more (trigger on *single* proton track). However, the amount of fake events in the CCQE-like sample is small (the dashed and dash-dotted lines are close). Thus, the observation of the proton helps to restrict the background, but also leads to an underestimate of the true CCQE cross section by at least 25%. This difference has to be reconstructed with event generators that have to be very realistic in describing the in-medium nucleon-nucleon interactions. The results are obviously very sensitive to the proton kinetic energy detection threshold because the event selection procedure

explicitly triggers on a single proton. At a realistic detection threshold of 0.2 GeV proton kinetic energy only about 30% of the total QE cross section is measured and 70% has to be reconstructed.

The far detector is able to detect almost all true CCQE (panel (b), solid vs. dash-dotted lines agree approximately) but sees also a considerable amount of “fake CCQE” (or “non-CCQE”) events (panel (b), the dashed line is roughly 15% higher than the solid line). These fake events have to be removed from the measured event rates by means of event generators, if one is interested only in the true QE events. It is obvious that this removal is the better the more realistic the generator is in handling the in-medium $\pi - N - \Delta$ dynamics. For this detector the results do not depend on the proton kinetic energy threshold because the event selection is independent of the proton.

Fig. 6 (c) shows a similar scenario as (b) but now averaged over the oscillated T2K flux. We find almost no difference of the total CCQE-like cross section compared to panel (b), however, the contributions are slightly shifted (more Δ , less true QE). This is caused by the two-bump structure of the oscillated flux shown in Fig. 1: The lower energy bump leads mainly to true CCQE events but — because of the lower energy — with reduced cross section (solid line). However, the pion cross section and with that the CCQE-fake cross section is increased owing to the higher energy bump (dotted line). However, overall, the effect of neutrino oscillations on the CCQE cross section is only minor.

Fig. 7 shows the same cross sections as the previous plot now versus the pion kinetic energy detection threshold. Both detector types require ‘no pions’ for an event to be CCQE-like, thus, the CCQE-like cross section increases with increasing threshold because then more and more pions are not seen in the detector. More exactly, the Δ contribution to the CCQE-like cross section (dotted lines), i.e., the fake events, while the QE contribution (dash-dotted lines) stays constant. Also here the average over the oscillated flux (panel (c)) is very similar to the one over the unoscillated flux (panel (b)), and again the single contributions which add up to the dashed line are slightly different.

We note that the uncertainty from the Δ axial form factor is only of minor importance here because the results are dominated by QE scattering.

Finally, we discuss the implications for the neutrino energy reconstruction which is of major importance for ν_μ disappearance measurements. The neutrino energy is reconstructed from the CCQE-like events. The preceding discussion and also our detailed study in Ref. [10] have shown that the QE identification is worse in Cherenkov detectors than in tracking detectors: The CCQE-like sample in the T2K far detector contains a significant amount of non-QE induced events while the CCQE-like sample in the T2K near detector is rather clean but significantly reduced. The neutrino energy is reconstructed from the measured muon properties of

the full CCQE-like sample assuming quasifree kinematics. The non-QE induced fraction of the CCQE-like sample causes a shift of the reconstructed energy to values lower than the true energy [10]. This effect is relevant in the far detector. Because of the conceptual difference between the two detectors, one reconstructs different energy spectra in the near and in the far detector with a larger systematic error in the latter. In Ref. [10] we have shown that at a neutrino energy of 0.7 GeV, corresponding roughly to the flux-maximum in the T2K experiment, the standard deviation for the reconstructed energy from the true energy is 18% for the tracking (near) detector, whereas it is 23% for the Cherenkov (far) detector. Because for an extraction of the oscillation parameters the flux has to be compared at the same energy, the overall combined standard deviation of the energy is thus $\sqrt{18^2 + 23^2} \% = 29\%$. This inaccuracy enters directly into the determination of the neutrino oscillation parameters which underlines the need for a quantitative understanding of the described effects.

V. CONCLUSIONS

In this work we have applied the GiBUU hadronic transport model to the T2K experiment. For their physics goals, T2K needs a good description of both the $\text{NC}\pi^0$ and the CCQE cross section. The accuracy of the former depends strongly on the choice for the Δ axial

form factor. The $\text{NC}\pi^0$ spectra are strongly modified by FSI so that a good understanding of these is also mandatory in the experimental analysis. Furthermore, our analysis shows that about 26% of all pion events contribute to misidentified electron appearance events.

We have furthermore shown that the measured CCQE cross section depends strongly on the detector setup and that it is closely entangled with the $\text{CC}1\pi^+$ cross section. This has consequences for the neutrino energy reconstruction in T2K where near and far detectors are conceptually different: The QE identification is worse in Cherenkov detectors than in tracking detectors and, therefore, the reconstructed energy has a wider error in the far than in the near detector. We find that an error of about 29% is to be expected for the reconstructed energy in the oscillation parameter extraction.

To conclude, in-medium effects and, in particular, final-state interactions influence the measured rates significantly. Their understanding — within a consistent and well-tested model — is crucial for the data analysis and interpretation of the T2K experiment.

Acknowledgments

We thank O. Lalakulich for fruitful discussions. This work has been supported by the Deutsche Forschungsgemeinschaft.

-
- [1] Super-K, Y. Fukuda *et al.*, Phys. Rev. Lett. **81**, 1562 (1998).
 - [2] SNO, Q. R. Ahmad *et al.*, Phys. Rev. Lett. **87**, 071301 (2001).
 - [3] Particle Data Group, C. Amsler *et al.*, Phys. Lett. B **667**, 1 (2008).
 - [4] T2K, <http://jnuosrv01.kek.jp/public/t2k/>.
 - [5] F. Sanchez, M. Sorel and L. Alvarez-Ruso, editors, *Sixth International workshop on neutrino-nucleus interactions in the few GeV region (NUINT09), Sitges (Spain), 18-22 May 2009*, AIP Conference Proceedings 1189, 2009.
 - [6] T. Leitner, L. Alvarez-Ruso and U. Mosel, Phys. Rev. C **73**, 065502 (2006).
 - [7] T. Leitner, O. Buss, L. Alvarez-Ruso and U. Mosel, Phys. Rev. C **79**, 034601 (2009).
 - [8] T. Leitner, *Neutrino-nucleus interactions in a coupled-channel hadronic transport model*, PhD thesis, Justus-Liebig-Universität Gießen, 2009, available online at <http://theorie.physik.uni-giessen.de/>.
 - [9] T. Leitner, O. Buss, U. Mosel and L. Alvarez-Ruso, Phys. Rev. C **79**, 038501 (2009).
 - [10] T. Leitner and U. Mosel, Phys. Rev. C **81**, 064614 (2010).
 - [11] S. Teis, W. Cassing, M. Effenberger, A. Hombach, U. Mosel and G. Wolf, Z. Phys. A **356**, 421 (1997).
 - [12] J. Lehr, M. Effenberger and U. Mosel, Nucl. Phys. A **671**, 503 (2000).
 - [13] T. Falter, W. Cassing, K. Gallmeister and U. Mosel, Phys. Rev. C **70**, 054609 (2004).
 - [14] O. Buss, L. Alvarez-Ruso, P. Muehlich and U. Mosel, Eur. Phys. J. A **29** (2), 189 (2006).
 - [15] GiBUU, <http://gibuu.physik.uni-giessen.de/GiBUU>.
 - [16] T2K, Y. Itow *et al.*, arXiv:hep-ex/0106019.
 - [17] K. M. Graczyk, D. Kielczewska, P. Przewlocki and J. T. Sobczyk, Phys. Rev. D **80**, 093001 (2009).
 - [18] E. Hernandez, J. Nieves, M. Valverde and M. J. Vicente Vacas, Phys. Rev. D **81**, 085046 (2010).
 - [19] S. J. Barish *et al.*, Phys. Rev. D **19**, 2521 (1979).
 - [20] G. M. Radecky *et al.*, Phys. Rev. D **25**, 1161 (1982).
 - [21] T. Kitagaki *et al.*, Phys. Rev. D **34**, 2554 (1986).
 - [22] Z. Djurcic, AIP Conf. Proc. **842**, 828 (2006).
 - [23] T. Leitner, O. Buss, U. Mosel and L. Alvarez-Ruso, PoS **NUFACT08**, 60 (2008).
 - [24] SciBooNE, A. A. Aguilar-Arevalo *et al.*, arXiv:hep-ex/0601022.
 - [25] K2K, S. Nakayama *et al.*, Phys. Lett. B **619**, 255 (2005).
 - [26] MiniBooNE, A. A. Aguilar-Arevalo *et al.*, Phys. Lett. B **664**, 41 (2008).
 - [27] SciBooNE, Y. Kurimoto *et al.*, Phys. Rev. D **81**, 033004 (2010).
 - [28] MiniBooNE, C. E. Anderson, AIP Conf. Proc. **1189**, 195 (2009).
 - [29] T. Leitner, L. Alvarez-Ruso and U. Mosel, Phys. Rev. C **74**, 065502 (2006).
 - [30] E. Hernandez, Neutrino-induced one-pion coher-

ent production in nuclei. a (brief) theoretical status report, 2009, talk given at NUINT09, May 17-22, 2009, Sitges, Spain, available online at

<http://nuint09.ifaes.es/Agenda.html>.
[31] N. Okamura, AIP Conf. Proc. **1222**, 79 (2010).