

Gravitational lensing in a non-uniform plasma

G. S. Bisnovatyi-Kogan^{1,2*} and O. Yu. Tsupko^{1,2*}

¹*Space Research Institute of Russian Academy of Sciences, Profsoyuznaya 84/32, Moscow 117997*

²*National Research Nuclear University MEPhI, Kashirskoe Shosse 31, Moscow 115409, Russia*

5 January 2022

ABSTRACT

We develop a model of gravitational lensing in a non-uniform plasma. When a gravitating body is surrounded by a plasma, the lensing angle depends on the frequency of the electromagnetic wave, due to dispersion properties of plasma, in presence of a plasma inhomogeneity, and of a gravity. The second effect leads, even in a uniform plasma, to a difference of the gravitational photon deflection angle from the vacuum case, and to its dependence on the photon frequency. We take into account both effects, and derive the expression for the lensing angle in the case of a strongly nonuniform plasma in presence of the gravitation. Dependence of the lensing angle on the photon frequency in a homogeneous plasma resembles the properties of a refractive prism spectrometer, which strongest action is for very long radiowaves. We discuss the observational appearances of this effect for the gravitational lens with a Schwarzschild metric, surrounded by a uniform plasma. We obtain formulae for the lensing angle and the magnification factors in this case and discuss a possibility of observation of this effect by the planned VLBI space project Radioastron. We also consider models with a nonuniform plasma distribution. For different gravitational lens models we compare the corrections to the vacuum lensing due to the gravitational effect in plasma, and due to the plasma inhomogeneity. We have shown that the gravitational effect could be detected in the case of a hot gas in the gravitational field of a galaxy cluster.

Key words: gravitation – gravitational lensing: strong – gravitational lensing: weak – gravitational lensing: micro – plasmas.

1 INTRODUCTION

The photon deflection angle in vacuum, in the Schwarzschild metric with a given mass M , is determined, for small deflection angles $\hat{\alpha} \ll 1$, by a formula

$$\hat{\alpha} = \frac{4GM}{c^2 b} = \frac{2R_S}{b}, \quad (1)$$

where b is the impact parameter, and $b \gg R_S$, $R_S = 2GM/c^2$ is the Schwarzschild radius (Landau & Lifshitz 1993; Misner, Thorne & Wheeler 1973; Schneider, Ehlers & Falco 1992). When the impact parameter is close to its critical value, corresponding to the capture of the photon by the black hole, the expression for the deflection angle is more complicated (Darwin 1959; Misner et al. 1973; Virbhadrha & Ellis 2000; Bozza et al. 2001; Bisnovatyi-Kogan & Tsupko 2008).

It is interesting to consider the gravitational lensing in a plasma, because in space the light rays mostly propagate through this medium. In an inhomogeneous plasma photons move along the curved trajectories, because a plasma

is a dispersive medium with a permittivity tensor depending on its density (Landau & Lifshitz 1960). In the dispersive nonuniform medium a photon trajectory depends also on the photon frequency, and this effect has no relation to the gravity. The photon deflection in a non-homogeneous plasma, in presence of gravity, has been considered by Bliokh & Minakov (1989), Muhleman, Ekers & Fomalont (1970), Lightman et al. (1979). The consideration was done in a linear approximation, when the two effects: the vacuum deflection due to the gravitation, and the deflection due to the non-homogeneity of the medium, have been considered separately. The first effect is achromatic, the second one depends on the photon frequency if the medium is dispersive, but equals to zero if the medium is homogeneous.

A general theory of the geometrical optics in a curved space-time, in arbitrary medium, is presented in the book of Synge (1960). On the basis of his general approach we have developed the model of gravitational lensing in plasma. In our previous work (Bisnovatyi-Kogan & Tsupko 2009) we have shown, that in a nonlinear approach a new effect appears. Even in the homogeneous plasma, the gravitational deflection angle really depends on the frequency of the photon, and is different from the vacuum case. We have derived

* E-mail: gkogan@iki.rssi.ru (GSBK); tsupko@iki.rssi.ru (OYuT)

the expression for the deflection angle of the photon in a weak gravitational field, in a weakly inhomogeneous plasma.

In this work we use more general approach and derive the deflection angle for the photon moving in a weak gravitational field, in the Schwarzschild metric, in the arbitrary inhomogeneous plasma. Such approach is more appropriate for the propagation in a cosmic plasma, because plasma density changes significantly, from the density of the interstellar medium to the density of a black hole neighborhood. We consider here only the situation, when the whole deflection angle, from the combined plasma and gravity effects, remains small. In the section 2 we derive a general expression for the deflection angle in the inhomogeneous plasma, in the curved space-time. In the section 3 we discuss in details the important case of the weak Schwarzschild field with a spherically symmetric distribution of plasma, and derive the formula for the deflection in this situation. Our approach allows us consider two effects simultaneously: the difference of the gravitational deflection in plasma from the vacuum case and the non-relativistic effect (refraction) connected with the plasma inhomogeneity. In the paper of Kulsrud & Loeb (1992) it was shown that in the homogeneous plasma the photon wave packet moves like a particle with a velocity equal to the group velocity of the wave packet, and with a mass equal to the plasma frequency. In the section 4 we show, that our result for a homogeneous plasma follows also from this approach. In the section 5 we discuss the observational appearances for a Schwarzschild point-mass lens, surrounded by a uniform plasma (effect of gravitational radiospectrometer). In particular, we obtain formulae for the magnification factors in this case. We also estimate a possibility of observation of this effect by the planned VLBI space project Radioastron. In the section 6 we consider the models with the nonuniform plasma distribution. For different gravitational lens models we compare the corrections to the vacuum lensing due to the gravity effect in plasma and due to the plasma inhomogeneity.

After the publication of our previous work (Bisnovatyj-Kogan & Tsupko 2009) two papers concerning the effect of amplification of gravitational deflection in dispersive medium were published (Dressel et al. 2009; Linet 2009). These papers have nothing to do with astrophysics, authors calculate the vertical deflection of a light ray in a medium with strong frequency-dependent dispersion in a uniform gravitational field, and estimate such effect for the laboratory experiments with the Earth gravity. In the paper of Linet (2009) the Synge method of calculation is used.

2 DEFLECTION ANGLE IN THE INHOMOGENEOUS PLASMA IN PRESENCE OF GRAVITY

Let us consider a static space-time with a metric

$$ds^2 = g_{ik} dx^i dx^k = g_{\alpha\beta} dx^\alpha dx^\beta + g_{00} (dx^0)^2, \quad (2)$$

$$i, k = 0, 1, 2, 3, \quad \alpha, \beta = 1, 2, 3.$$

Here g_{ik} does not depend on time. Let us assume that the gravitational field is weak, so we can write

$$g_{ik} = \eta_{ik} + h_{ik}, \quad h_{ik} \ll 1, \quad h_{ik} \rightarrow 0 \text{ under } x^\alpha \rightarrow \infty. \quad (3)$$

Here η_{ik} is the flat space metric $(-1, 1, 1, 1)$, and h_{ik} is a small perturbation. Note (Landau & Lifshitz 1993), that

$$g^{ik} = \eta^{ik} - h^{ik}, \quad \eta^{ik} = \eta_{ik}, \quad h^{ik} = h_{ik}. \quad (4)$$

Let us consider, in this gravitational field, a static inhomogeneous plasma with a refraction index n , which depends on the space location x^α , and the photon frequency $\omega(x^\alpha)$:

$$n^2 = 1 - \frac{\omega_e^2}{[\omega(x^\alpha)]^2}, \quad \omega_e^2 = \frac{4\pi e^2 N(x^\alpha)}{m} = K_e N(x^\alpha). \quad (5)$$

Here $\omega(x^\alpha)$ is the frequency of the photon, which depends on the space coordinates x^1, x^2, x^3 due to the presence of the gravitational field (gravitational red shift). We denote $\omega(\infty) \equiv \omega$, e is the charge of the electron, m is the electron mass, ω_e is the electron plasma frequency, $N(x^\alpha)$ is the electron concentration in inhomogeneous plasma, and we do not assume that $N(\infty) = 0$.

The optics in a curved space-time, in a medium, was developed by Synge (1960). It was shown that, for the static case, the connection between the phase velocity u , and a 4-vector of the photon momentum p^i , using of the refraction index of medium n , $n = c/u$, is written as

$$\frac{c^2}{u^2} = n^2 = 1 + \frac{p_i p^i}{(p^0 \sqrt{-g_{00}})^2}. \quad (6)$$

Here c is the light velocity in a vacuum. The refraction index n , defined for a plasma in (5), is a function of x^α and $\omega(x^\alpha)$. In the vacuum $n = 1$, and we can obtain from (6) the usual relation for the square of the photon 4-vector: $p_i p^i = 0$. In the medium, the square of the photon 4-vector is not equal to zero. For the medium in a flat space-time we have

$$g_{00} = -1, \quad g_{\alpha\alpha} = 1, \quad p^0 = -p_0, \quad p^\alpha = p_\alpha, \\ n^2 = 1 + \frac{-(p^0)^2 + (p^\alpha)^2}{(p^0)^2}, \quad (7)$$

and obtain the usual relation between the space and time components of the 4-vector of the photon (Landau & Lifshitz 1960; Zhelezniakov 1977; Ginzburg 1970),

$$(p^\alpha)^2 = n^2 (p^0)^2. \quad (8)$$

For a static medium in a static gravitational field, we have (Synge 1960, see also Møller 1972):

$$p_0 \sqrt{-g^{00}} = -p^0 \sqrt{-g_{00}} = -\frac{1}{c} \hbar \omega(x^\alpha), \quad (9)$$

where \hbar is the Planck constant. A zero component of the 4-momentum is the energy divided by c (see Landau & Lifshitz 1993), so in a flat space-time we have:

$$p_0 = -p^0 = -\frac{1}{c} \hbar \omega, \quad (10)$$

where $\omega \equiv \omega(\infty)$. The components of the 4-vector p^i , during an arbitrary motion in a non-homogeneous medium, in a flat space are written as

$$p^i = (p^0, p^\alpha) = \left(\frac{\hbar \omega}{c}, \frac{n \hbar \omega}{c} e^\alpha \right), \\ p_i = (p_0, p_\alpha) = \left(-\frac{\hbar \omega}{c}, \frac{n \hbar \omega}{c} e_\alpha \right), \quad n^2 = 1 - \frac{\omega_e^2}{\omega^2}, \quad (11)$$

where $e^\alpha = p^\alpha/p$ and $e_\alpha = p_\alpha/p$ ($p = \sqrt{p_1^2 + p_2^2 + p_3^2}$) are the unit 3-vectors in the direction of the 3-vector p^α and p_α correspondingly. In the flat space we have $e^\alpha = e_\alpha$. We see that for the photons moving in the plasma $p_i p^i = -m_{eff}^2 c^2$, with $m_{eff} = \frac{\hbar\omega}{c^2} \sqrt{1-n^2}$. Using (6) and (9), we see that this relation is valid also for any static gravitational field, with $m_{eff} = \frac{\hbar\omega(x^\alpha)}{c^2} \sqrt{1-n^2}$. We have then, using (5), that the effective photon mass m_{eff} and effective velocity v_{eff} in a plasma are written as (Kulsrud & Loeb (1992))

$$m_{eff} = \frac{\hbar\omega(x^\alpha)}{c^2} \sqrt{1-n^2} = \frac{\hbar\omega_e}{c^2},$$

$$v_{eff}^2 = \frac{p^2 c^2}{p^2 + m_{eff}^2 c^2} = \left(1 - \frac{\omega_e^2}{\omega^2(x^\alpha)}\right) c^2 = n^2 c^2. \quad (12)$$

Thus the effective photon velocity equals to the group velocity of the photon in plasma

$$v_{gr} = \left(\frac{\partial(n\omega)}{\partial\omega}\right)^{-1} c = n c. \quad (13)$$

The energy of the photon in plasma E_{eff} , and relation between the energy and the effective momentum p_{eff} are also the same, as for the massive particle (Misner et al. 1973)

$$E_{eff} = \hbar\omega(x^\alpha) = \sqrt{-g_{00}} c p^0, \quad (14)$$

$$p_{eff} = \sqrt{\frac{E_{eff}^2}{c^2} - m_{eff}^2 c^2} = \frac{n\hbar\omega(x^\alpha)}{c}.$$

The trajectories of photons, in presence of the gravitational field, may be obtained from the variational principle (Synge 1960)

$$\delta \left(\int p_i dx^i \right) = 0, \quad (15)$$

with the restriction (6), which may be written in the form

$$W(x^i, p_i) = \frac{1}{2} \left[g^{ij} p_i p_j - (n^2 - 1) \left(p_0 \sqrt{-g^{00}} \right)^2 \right] = 0. \quad (16)$$

Here we define the scalar function $W(x^i, p_i)$ of x^i and p_i . The variational principle (15), with the restriction $W(x^i, p_i) = 0$, leads to the following system of differential equations (Synge 1960):

$$\frac{dx^i}{d\lambda} = \frac{\partial W}{\partial p_i}, \quad \frac{dp_i}{d\lambda} = -\frac{\partial W}{\partial x^i}, \quad (17)$$

with the parameter λ changing along the light trajectory. In the case of a plasma with the refraction index (5), the restriction (16) can be reduced, with using of (5) and (9), to the form

$$W(x^i, p_i) = \frac{1}{2} \left[g^{ij} p_i p_j + \frac{\omega_e^2 \hbar^2}{c^2} \right] = 0. \quad (18)$$

From (17) we obtain the system of equations for the space components x^α, p_α :

$$\frac{dx^\alpha}{d\lambda} = g^{\alpha\beta} p_\beta, \quad \frac{dp_\alpha}{d\lambda} = -\frac{1}{2} g^{ij} p_i p_j - \frac{1}{2} \frac{\hbar^2}{c^2} (\omega_e^2)_{,\alpha}, \quad (19)$$

or

$$\frac{dx^\alpha}{d\lambda} = g^{\alpha\beta} p_\beta,$$

$$\frac{dp_\alpha}{d\lambda} = -\frac{1}{2} g^{\beta\gamma} p_\beta p_\gamma - \frac{1}{2} g^{\alpha 0} p_0^2 - \frac{1}{2} \frac{\hbar^2}{c^2} \frac{4\pi e^2}{m} N_{,\alpha}. \quad (20)$$

It follows from (17) that in the static field the component p_0 is constant along the trajectory. Let us consider a photon moving along z -axis in a curved space-time, in an inhomogeneous plasma. Due to the curved space-time metric, and plasma inhomogeneity, the photon will move along the curved trajectory. We use the approximation, in which deviations of the photon trajectory from the straight line are small. Therefore for the null approximation we use the 4-vector in a flat space

$$p^i = \left(\frac{\hbar\omega}{c}, 0, 0, \frac{n\hbar\omega}{c} \right), \quad p_i = \left(-\frac{\hbar\omega}{c}, 0, 0, \frac{n\hbar\omega}{c} \right). \quad (21)$$

The unit 3-vector in the direction of the photon momentum is written in the null approximation as: $e^\alpha = e_\alpha = (0, 0, 1)$. We integrate the equations (20), calculating the right-hand side, by using the null approximation in the trajectory of the photon, with p^i from (21). We obtain than from the first equation in (20)

$$\frac{dz}{d\lambda} = \frac{n\hbar\omega}{c}, \quad d\lambda = c \frac{dz}{n\hbar\omega}. \quad (22)$$

The deflection angle is determined by a change of 3-vector e_α , so let us express the second equation in (20) through the e_α . We obtain successively

$$\frac{n\hbar\omega}{c^2} \frac{d(n\hbar\omega e_\alpha)}{dz} = -\frac{1}{2} g^{\beta\gamma} p_\beta p_\gamma - \frac{1}{2} g^{\alpha 0} p_0^2 - \frac{1}{2} \frac{\hbar^2}{c^2} K_{eN, \alpha}, \quad (23)$$

$$\frac{d(n e_\alpha)}{dz} = e_\alpha \frac{dn}{dz} + n \frac{de_\alpha}{dz}, \quad (24)$$

$$n \frac{de_\alpha}{dz} = -e_\alpha \frac{dn}{dz} - \frac{1}{2} \frac{c^2}{n\hbar^2 \omega^2} \times$$

$$\times \left(g^{\beta\gamma} p_\beta p_\gamma + g^{\alpha 0} p_0^2 + \frac{\hbar^2}{c^2} K_{eN, \alpha} \right). \quad (25)$$

In the right hand side of this equation we use the components from (21). We are interested in the components of 3-vector $e_\alpha, e_3 = 1$, which are orthogonal to the initial direction of the propagation, at $\alpha = 1, 2$. In the right hand side of (25) we use the null approximation with $e_\alpha = 0$. Using (4), we obtain:

$$\frac{de_\alpha}{dz} = \frac{1}{2} \frac{c^2}{n^2 \hbar^2 \omega^2} \times$$

$$\times \left(h_{33, \alpha} \frac{n^2 \hbar^2 \omega^2}{c^2} + h_{00, \alpha} \frac{\hbar^2 \omega^2}{c^2} - \frac{\hbar^2}{c^2} K_{eN, \alpha} \right), \quad (26)$$

$$\frac{de_\alpha}{dz} = \frac{1}{2} \left(h_{33, \alpha} + \frac{1}{n^2} h_{00, \alpha} - \frac{1}{n^2 \omega^2} K_{eN, \alpha} \right). \quad (27)$$

And for the deflection angle $\hat{\alpha}_\alpha = e_\alpha(+\infty) - e_\alpha(-\infty)$ we obtain:

$$\hat{\alpha}_\alpha = \frac{1}{2} \int_{-\infty}^{\infty} \left(h_{33, \alpha} + \frac{h_{00, \alpha}}{1 - (\omega_e^2/\omega^2)} - \frac{K_{eN, \alpha}}{\omega^2 - \omega_e^2} \right) dz,$$

$$\alpha = 1, 2. \quad (28)$$

For the deflection angle of the photon in the vacuum, $N = 0$, we have

$$\hat{\alpha}_\alpha = \frac{1}{2} \int_{-\infty}^{\infty} (h_{33, \alpha} + h_{00, \alpha}) dz, \quad \alpha = 1, 2. \quad (29)$$

For the axially symmetric problem, it is convenient to introduce the impact parameter b relative to the point mass, which remains constant in the null approximation for the photon moving along the axis z . The plasma has a spherically-symmetric distribution around the point mass, with the concentration $N = N(r)$. In the axially symmetric situation the position of the photon is characterized by b and z , and the absolute value of the radius-vector is $r = \sqrt{x_1^2 + x_2^2 + z^2} = \sqrt{b^2 + z^2}$. We have the following expression for the deflection angle in the plane perpendicular to direction of the unperturbed photon trajectory:

$$\hat{\alpha}_b = \frac{1}{2} \int_{-\infty}^{\infty} \frac{b}{r} \times \left(\frac{dh_{33}}{dr} + \frac{1}{1 - (\omega_e^2/\omega^2)} \frac{dh_{00}}{dr} - \frac{K_e}{\omega^2 - \omega_e^2} \frac{dN(r)}{dr} \right) dz. \quad (30)$$

Note that $\hat{\alpha}_b < 0$ corresponds to bending of the light trajectory towards the gravitation center, and $\hat{\alpha}_b > 0$ corresponds to the opposite deflection.

In our previous paper (Bisnovatyi-Kogan & Tsupko 2009) we have considered a weakly inhomogeneous plasma with $N(x^\alpha) = N_0 + N_1(x^\alpha)$, $N_0 = \text{const}$, $N_1 \ll N_0$. Here we assume that the deflection angle is small, but we do not assume that N_1 is much smaller than N_0 , so the representation of $N(x^\alpha)$ as a sum is not required.

3 LENSING IN THE SCHWARZSCHILD METRIC

Let us calculate the deflection angle for a photon moving in the inhomogeneous plasma, in the Schwarzschild metric of the point mass M , with

$$ds^2 = -c^2(1 - R_S/r) dt^2 + \frac{dr^2}{1 - R_S/r} + r^2(d\theta^2 + \sin^2\theta d\varphi^2). \quad (31)$$

In the weak field approximation this metric is written as (Landau & Lifshitz 1993)

$$ds^2 = ds_0^2 + \frac{R_S}{r}(c^2 dt^2 + dr^2), \quad (32)$$

where ds_0^2 is a flat part of the metric $ds_0^2 = -c^2 dt^2 + dr^2 + r^2(d\theta^2 + \sin^2\theta d\varphi^2)$. The components h_{ik} are written in the Cartesian frame as (Landau & Lifshitz 1993)

$$h_{00} = \frac{R_S}{r}, \quad h_{\alpha\beta} = \frac{R_S}{r} s_\alpha s_\beta, \quad h_{33} = \frac{R_S}{r} \cos^2\theta. \quad (33)$$

Here s_α is a unit vector in the direction of the radius-vector $r_\alpha = (x_1, x_2, x_3)$, the components of which are equal to directional cosines, the angle θ is the polar angle between 3-vector $r^\alpha = r_\alpha$, and z -axis, and $s_3 = \cos\theta = z/r = z/\sqrt{b^2 + z^2}$. Using formula (30) we obtain:

$$\hat{\alpha}_b = -\frac{R_S}{b} - \frac{1}{2} \int_{-\infty}^{\infty} \left(\frac{1}{1 - (\omega_e^2/\omega^2)} \frac{R_S b}{r^3} + \frac{K_e}{\omega^2 - \omega_e^2} \frac{b}{r} \frac{dN(r)}{dr} \right) dz. \quad (34)$$

To demonstrate the physical meaning of different terms in (34), we write this expression under condition $1 - n =$

$\omega_e^2/\omega^2 \ll 1$. Carrying out the expansion of terms with the plasma frequency, we obtain:

$$\hat{\alpha}_b = -\frac{2R_S}{b} - \frac{1}{2} \frac{R_S b}{\omega^2} \int_{-\infty}^{\infty} \frac{\omega_e^2}{r^3} dz - \frac{1}{2} \frac{K_e b}{\omega^2} \int_{-\infty}^{\infty} \frac{1}{r} \frac{dN(r)}{dr} dz - \frac{1}{2} \frac{K_e b}{\omega^4} \int_{-\infty}^{\infty} \frac{\omega_e^2}{r} \frac{dN(r)}{dr} dz. \quad (35)$$

The first term is a vacuum gravitational deflection. The second term is an additive correction to the gravitational deflection, due to the presence of the plasma. This term is present in the deflection angle both in the inhomogeneous and in the homogeneous plasma, and depends on the photon frequency. The third term is a non-relativistic deflection due to the plasma inhomogeneity (the refraction). This term depends on the frequency, but it is absent if the plasma is homogeneous. The fourth term is a small additive correction to the third term. If we use the approximation $1 - n = \omega_e^2/\omega^2 \ll 1$, and neglect small second and the fourth terms, we obtain a separate input of the two effects: the vacuum gravitational deflection, and the refraction deflection in the inhomogeneous plasma. Calculation of the refraction deflection for a power-law concentration was given in our previous work (Bisnovatyi-Kogan & Tsupko 2009), see also Bliokh & Minakov (1989), Muhleman et al. (1970), Thompson et al. (1994), Lightman et al. (1979). Note that the refraction in the inhomogeneous plasma with $N(r) = N_0(R_0/r)^h$, where $N_0 = \text{const}$, $R_0 = \text{const}$, $h = \text{const} \neq 0$, leads to the refraction deflection angle α_r , which is opposite to the gravitational deflection (Bliokh & Minakov 1989; Bisnovatyi-Kogan & Tsupko 2009). For $\omega \gg \omega_e$ we have:

$$\alpha_r = \frac{1}{\omega^2} \frac{4\pi e^2}{m} N_0 \left(\frac{R_0}{b} \right)^h \frac{\sqrt{\pi} \Gamma\left(\frac{h}{2} + \frac{1}{2}\right)}{\Gamma\left(\frac{h}{2}\right)},$$

$$\Gamma(x) = \int_0^{\infty} t^{x-1} e^{-t} dt. \quad (36)$$

For the arbitrary n one needs to use the expression (34) which is valid in a general case. The main approximation used here, is the smallness of the deflection angle, what can be satisfied even if the concentration N changes significantly, or if the refraction index n is not close to the unity. The most interesting result following from our calculation is that even in the case of the homogeneous plasma the photon deflection angle differs from the vacuum case, and depends on the plasma and photon frequency. Indeed, for $\omega_e = \text{const}$ we obtain from (34)

$$\hat{\alpha}_b = -\frac{R_S}{b} \left(1 + \frac{1}{1 - (\omega_e^2/\omega^2)} \right). \quad (37)$$

This formula is valid only for $\omega > \omega_e$, because the waves with $\omega < \omega_e$ do not propagate in the plasma (Ginzburg 1970). Here $\hat{\alpha}_b < 0$. This means that the light ray is bent in the direction of the gravitation center, as it occurs in the vacuum. Thus the presence of plasma *increases* the gravitational deflection angle. This formula is valid under the condition of smallness of $\hat{\alpha}_b$, but this condition allows the second term in brackets to be much larger than the first one.

So, the gravitational deflection in plasma can be significantly larger than in the vacuum. This effect has a general relativistic nature, in combination with the dispersive properties of plasma. Such effect may happen only for radio frequency photons, because optical frequencies are much higher than the plasma frequency ω_e , so the effect would be negligible.

In the literature on gravitational lensing theory the deflection angle is determined usually as a positive one (1), and is defined as the difference between the initial and the final ray directions $\hat{\alpha} = \mathbf{e}_{in} - \mathbf{e}_{out}$, where \mathbf{e} is the unit tangent vector of a ray (Schneider et al. 1992). Therefore, if we use this definition, we will have the expression with the opposite sign:

$$\hat{\alpha} = \frac{R_S}{b} \left(1 + \frac{1}{1 - (\omega_e^2/\omega^2)} \right), \quad (38)$$

which turns into the deflection angle for vacuum $2R_S/b$, when $\omega \rightarrow \infty$.

4 ANALOGY BETWEEN A PHOTON IN PLASMA, AND A MASSIVE PARTICLE

Using the analogy between the motion of a photon in the homogeneous plasma, and a massive particle in the gravitational field (12), (14) we may easily find the deflection angle of the photon in plasma, produced by a point mass, in a weak field approximation. A test massive particle passing with the velocity v near a spherical body with a mass M , having the impact parameter $b \gg R_S$, deflects to the angle α_m defined as (Misner et al. 1973; Lightman et al. 1979):

$$\alpha_m = \frac{R_S}{b} \left(1 + \frac{1}{\beta^2} \right), \quad \beta = \frac{v}{c}. \quad (39)$$

If we use in this formula $v = v_{gr} = cn = [1 - (\omega_e^2/\omega^2)]^{1/2}$ we obtain the same formula (38) for the photon deflection in the homogeneous plasma. Note that this analogy is valid for any static gravitational field, not only for a weak field.

5 OBSERVATIONAL EFFECTS. THE PROJECT RADIOASTRON

We see from (38), that photons of smaller frequency, and larger wavelength, are deflected by a larger angle by the gravitating center. The effect of difference in the gravitational deflection angles is significant for longer wavelengths, when ω is approaching ω_e . That is possible only for the radio waves. Therefore, the gravitational lens in plasma acts as a radiospectrometer (Bisnovaty-Kogan & Tsupko 2009).

The observational effect of the frequency dependence may be represented on the example with off-line lensing by the Schwarzschild point-mass lens, see fig.1, in the paper of (Bisnovaty-Kogan & Tsupko 2009). This lens gives two images of the source, on opposite sides of the lens. Angular positions and forms of the images depend on the Schwarzschild radius of the lens, and on relative positions of the source, the lens, and the observer. The dependence of the deflection angle on the frequency in plasma leads to smearing of the images, and different parts of extended images have different spectra. In the case when the source, the lens and the observer are on the same straight line, the lensing image in

vacuum is a thin circle (Bisnovaty-Kogan & Tsupko 2008). In plasma this circle should have a finite thickness, with the radio spectra depending on the radius. The inner parts of the circle consist of a more energetic photons than the its outer parts, see fig.2, in the paper of (Bisnovaty-Kogan & Tsupko 2009). In reality the gravitational lens is not a point mass, it has a complicated structure, and position of the images differs from that of the point-mass lens. We should also notice that the source must be radio loud.

The standard model of gravitational lensing is based on the Einstein deflection angle (1), which should be replaced, in presence of plasma by our formula (38). The angular half separation due to gravitational lensing, between the images of the source in vacuum (Schneider et al. 1992) is of the order of

$$\theta_0 = \sqrt{2R_S \frac{D_{ds}}{D_d D_s}}, \quad (40)$$

where D_d is the distance between the observer and the lens, D_s is the distance between the observer and the source, D_{ds} is the distance between the lens and the source. In the case of a perfect alignment of the source, the lens and of the observer, the image of the source is called Einstein ring, its radius has an angular size θ_0 . The observed angular separation of quasar images is usually around 1 arcsec for lensing by a galaxy. Lensing in presence of a homogeneous plasma (38) leads to an angular half separation between images as

$$\begin{aligned} \theta_0^{pl} &= \sqrt{\left(1 + \frac{1}{1 - (\omega_e^2/\omega^2)} \right) R_S \frac{D_{ds}}{D_d D_s}} = \\ &= \theta_0 \sqrt{\frac{1}{2} \left(1 + \frac{1}{1 - (\omega_e^2/\omega^2)} \right)}, \end{aligned} \quad (41)$$

which may be called, as plasma Einstein ring. For $\omega_e^2/\omega^2 \ll 1$ we obtain

$$\theta_0^{pl} = \left(1 + \frac{1}{4} \frac{\omega_e^2}{\omega^2} \right) \theta_0. \quad (42)$$

The difference between angular separations of images in vacuum and in plasma $\Delta\theta_0$, produced by the same lens configuration, is equal to

$$\frac{\Delta\theta_0}{\theta_0} = \frac{\theta_0^{pl} - \theta_0}{\theta_0} = \frac{1}{4} \frac{\omega_e^2}{\omega^2} \simeq 2.0 \cdot 10^7 \frac{N_e}{\nu^2}, \quad (43)$$

where ν is the photon frequency in Hz, $\omega = 2\pi\nu$. The formula (43) gives the difference between the deviation angle of the radio wave with a frequency ν , and the optical image, which may be described by the vacuum formula (40).

Let us estimate the possibility of observation of this effect by the planned project RadioAstron (see the RadioAstron web page at <http://www.asc.rssi.ru/radioastron/index.html>). The Radioastron is the VLBI space project led by the Astro Space Center of Lebedev Physical Institute in Moscow. The payload is the Space Radio Telescope, based on the spacecraft Spektr-R. For the lowest frequency of the Radioastron, $\nu = 327 \cdot 10^6$ Hz, the angular difference between the vacuum and the plasma images is about 10^{-5} arcsec, when the plasma density on the photon trajectory, in the vicinity of the gravitational lens is of the order of

$N_e \sim 5 \cdot 10^4 \text{ cm}^{-3}$. this angular resolution is supposed to be reached in the project Radioastron.

The magnification of the image increases with increasing of the deflection angle, therefore different images may have different spectra in the radio band, when the light propagates in regions with different plasma density. The magnification is determined by the deflection law (Schneider et al. 1992). Let us demonstrate it on the example of the point-mass lensing. The magnification factor of the primary image μ_+ , located at the same side as the source relative to the lens, and of the secondary image μ_- , located at the opposite side, depend on the angular position of the source. Corresponding formulae can be found in Schneider et al. (1992)

$$\mu_+ = \frac{1}{4} \left[\frac{y}{\sqrt{y^2 + 4}} + \frac{\sqrt{y^2 + 4}}{y} + 2 \right], \quad (44)$$

$$\mu_- = \frac{1}{4} \left[\frac{y}{\sqrt{y^2 + 4}} + \frac{\sqrt{y^2 + 4}}{y} - 2 \right]. \quad (45)$$

Here $y = \beta/\theta_0$, where β is the angular position of the source relative to the line passing through the observer and the lens. The total magnification of the source is equal to

$$\mu_{tot} = \mu_+ + \mu_- = \frac{y^2 + 2}{y\sqrt{y^2 + 4}}. \quad (46)$$

Consideration of the total magnification factor is important for the microlensing events when the separated images are not resolved, and the only observable effect is changing of the flux from the source due to lensing.

In the case of lensing in plasma we can rewrite these formulae, using $\tilde{y} = \beta/\theta_0^{pl}$ instead y :

$$\mu_+^{pl} = \frac{1}{4} \left[\frac{\tilde{y}}{\sqrt{\tilde{y}^2 + 4}} + \frac{\sqrt{\tilde{y}^2 + 4}}{\tilde{y}} + 2 \right], \quad (47)$$

$$\mu_-^{pl} = \frac{1}{4} \left[\frac{\tilde{y}}{\sqrt{\tilde{y}^2 + 4}} + \frac{\sqrt{\tilde{y}^2 + 4}}{\tilde{y}} - 2 \right], \quad (48)$$

$$\mu_{tot}^{pl} = \mu_+^{pl} + \mu_-^{pl} = \frac{\tilde{y}^2 + 2}{\tilde{y}\sqrt{\tilde{y}^2 + 4}}, \quad (49)$$

$$\text{where } \tilde{y} = \frac{\beta}{\theta_0^{pl}} = \frac{\beta}{\theta_0} \left[\frac{1}{2} \left(1 + \frac{1}{1 - (\omega_e^2/\omega^2)} \right) \right]^{-1/2} =$$

$$= y \left[\frac{1}{2} \left(1 + \frac{1}{1 - (\omega_e^2/\omega^2)} \right) \right]^{-1/2}. \quad (50)$$

At large β the total amplification factor goes to unity, because the influence of the lens on the light propagation becomes negligible. For the Schwarzschild lens at a small angle β , the amplification is inversely proportional to the angle β , and is proportional to the angular radius of the Einstein ring, which increases with decreasing frequency, approaching infinity at the plasma frequency. As β goes to zero, the amplification increases, formally unrestrictedly for the point source.

Let us consider the magnification in plasma, when $\omega_e^2/\omega^2 \ll 1$. Carrying out the expansion of the expression (47), (48), (49), and (50), we obtain the additional terms which arise in the case of the plasma, as compared to the case of the vacuum:

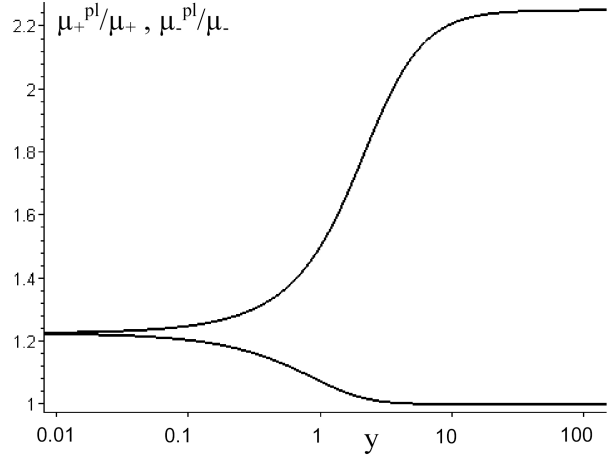


Figure 1. The ratio μ_+^{pl}/μ_+ of the magnification of the primary image in presence of plasma to the same value in vacuum (lower curve), and the ratio μ_-^{pl}/μ_- of the magnification of the secondary image in presence of plasma to the same value in vacuum (upper curve). Curves are plotted for $\omega = \sqrt{2}\omega_e$.

$$\mu_+^{pl} = \mu_+ + \frac{1}{y(y^2 + 4)^{3/2}} \frac{\omega_e^2}{\omega^2}, \quad (51)$$

$$\mu_-^{pl} = \mu_- + \frac{1}{y(y^2 + 4)^{3/2}} \frac{\omega_e^2}{\omega^2}, \quad (52)$$

$$\mu_{tot}^{pl} = \mu_{tot} + \frac{2}{y(y^2 + 4)^{3/2}} \frac{\omega_e^2}{\omega^2}. \quad (53)$$

We see that the presence of a homogeneous plasma increases the magnification.

The ratio of the magnification of the primary image in presence of plasma μ_+^{pl} to the same value in vacuum μ_+ is given in Fig.1, for $\omega = \sqrt{2}\omega_e$, according to (44), (47). The upper curve in Fig.1 is the ratio of the magnification of the secondary image in presence of plasma μ_-^{pl} to the same value in vacuum μ_- , according to (45), (48). As y approaches zero, the ratio of the magnifications μ_+^{pl}/μ_+ and μ_-^{pl}/μ_- becomes constant V_+ , depending on the frequency

$$V_+ = \frac{\mu_+^{pl}}{\mu_+} = \frac{\mu_-^{pl}}{\mu_-} = \frac{\theta_0^{pl}}{\theta_0} = \sqrt{\frac{1}{2} \left(1 + \frac{1}{1 - (\omega_e^2/\omega^2)} \right)}. \quad (54)$$

This value is equal $\sqrt{\frac{3}{2}}$ at $\omega = \sqrt{2}\omega_e$. At large y the ratio μ_+^{pl}/μ_+ is tending to unity, the ratio μ_-^{pl}/μ_- is tending to the constant \tilde{V}_-

$$\tilde{V}_- \approx \left(\frac{\theta_0^{pl}}{\theta_0} \right)^4 = \left[\frac{1}{2} \left(1 + \frac{1}{1 - (\omega_e^2/\omega^2)} \right) \right]^2. \quad (55)$$

This value is equal $9/4$ at $\omega = \sqrt{2}\omega_e$. Note, that both μ_- and μ_-^{pl} are tending to zero at this limit.

The deflection angle in presence of the plasma is larger, than in the vacuum, so the amplification for lower frequencies is larger, and in this situation the image spectrum differs from the original spectrum of the source, having more intensive the low-frequency part. The light in two lensing images is propagating through different media with different plasma density. Therefore, different images of the same source may have different spectra in the radio band.

In the ideal case, when two images of the same source are formed by rays propagating through the uniform plasma with different concentrations, the spectra of two images should be different. In the achromatic lensing the ratio of fluxes should be the same at all frequencies $\mu_+^{opt} = \mu_+^{rad}$, $\mu_-^{opt} = \mu_-^{rad}$, so that $\mu_+^{opt}/\mu_-^{opt} = \mu_+^{rad}/\mu_-^{rad}$. The presence of plasma leads to larger amplification at lower frequencies, so if the ratio of fluxes in optics and in lower radio band of two lensing images is different $\mu_+^{opt}/\mu_-^{opt} \neq \mu_+^{rad}/\mu_-^{rad}$, it may be related to plasma influence, so that the image with larger relative radio flux propagates through the plasma with larger density. In Fig.2 two cases are shown for the value $(\mu_+^{pl}/\mu_+)/(\mu_-^{pl}/\mu_-)$, as a function of ω/ω_e , for different fixed y . In the first one the plasma density is two times larger for rays forming the main image, and in the second case the ratio of densities is opposite. While the vacuum value μ_+/μ_- does not depend on the frequency, one of these two behaviors is expected for the ratio of fluxes of two images as a function of the frequency. In the considered ideal case this plot should give the information about the ratio of plasma densities, and when the image with lower relative radio flux is formed by vacuum lensing, it would be possible to obtain the absolute value of the plasma density through which propagate rays from the image with higher relative radio flux.

From Fig. 2 we see that the spectral dependences can have different forms for different y : while the dashed line is less than unity, the solid line can be both larger and less than unity. In Fig.2a in case when the light rays corresponding to primary image go through the densier plasma, we see that for smaller frequencies the primary image is more magnified, relative to the vacuum magnification, due to the plasma presence than the secondary image, see solid line. In opposite case, when the light rays corresponding to the secondary image pass through greater density, we see that for the small frequencies the secondary image is more magnified, therefore the dashed line is less than unity. For bigger y both curves are less than unity. In Fig.2b,c we see that with increasing of y the solid line goes to the region, which is lower than unity. In Fig.3 we plot the same dependence for the case, when the plasma density is ten times larger for rays forming the main image, and the second curve corresponds to the opposite ratio in densities. In the case, when the difference between densities is larger (comparing with situation in Fig.2), effects connected with plasma are greater. Here the solid line remains above unity for greater values of y than for the situation described in Fig.2. We should note, that for $y \geq 1$ the secondary image is very demagnified (Schneider et al. 1992, 2006), so in a real situation we will have behaviour like on Fig.2a and Fig3a, and ratio of densities can be uniquely defined. More detail can be found in Appendix 1.

In this section we have discussed in details new observational effects, connected with the gravitational deflection in a homogeneous plasma. In reality the distribution of plasma around the gravitating objects is non-homogeneous, and there is a deflection connected with the medium inhomogeneity. For the plasma density profile decreasing with the distance from center, the refraction deflection has a sign opposite to the gravitational one. Therefore the refraction and gravitational deflection in the nonuniform plasma partially cancel each other, and the value and the sign of the resulting angle depend on the particular configuration of the

gravitational lens. In the following section we consider situations of lensing with the non-uniform plasma distribution.

6 MODELS WITH NONUNIFORM PLASMA DISTRIBUTION

6.1 Singular isothermal sphere

Let us consider a simple model of singular isothermal sphere (Binney & Tremaine 1987; Chandrasekhar 1939) which is often used in the lens modeling of galaxies and clusters of galaxies (Schneider et al. 1992, 2006; Bartelmann & Schneider 2001; Wambsganss 1998). The density distribution is written as

$$\rho(r) = \frac{\sigma_v^2}{2\pi G r^2}. \quad (56)$$

Here σ_v is a one-dimensional velocity dispersion (for stars in galaxies or for galaxies in clusters of galaxies). The projected surface mass density of a singular isothermal sphere to the lens plane, perpendicular to the light ray, is equal to

$$\Sigma(b) = \frac{\sigma_v^2}{2Gb}. \quad (57)$$

The deflection due to a axisymmetric mass distribution with the impact parameter b is equal to the Einstein angle for the mass $M(b)$, where $M(b)$ is the projected mass enclosed by the circle of the radius b . In another words it is the mass inside the cylinder with the radius b (Clark 1972; Bliokh & Minakov 1989; Schneider et al. 1992, 2006). So we for this case we should rewrite formula (35) substituting $M(b)$:

$$\begin{aligned} \hat{\alpha}_b &= \frac{4GM(b)}{c^2 b} + \frac{2GM(b)b}{c^2 \omega^2} \int_0^\infty \frac{\omega_e^2}{r^3} dz + \\ &+ \frac{K_e b}{\omega^2} \int_0^\infty \frac{1}{r} \frac{dN(r)}{dr} dz + \frac{K_e b}{\omega^4} \int_0^\infty \frac{\omega_e^2}{r} \frac{dN(r)}{dr} dz = \\ &= \hat{\alpha}_1 + \hat{\alpha}_2 + \hat{\alpha}_3 + \hat{\alpha}_4. \end{aligned} \quad (58)$$

Here we rewrite the formula in such a way that the gravitational deflection is positive as it is usually determined in the gravitational lensing theory (compare with (35)). The term $\hat{\alpha}_1$ is the vacuum gravitational deflection, the term $\hat{\alpha}_2$ is the correction to the gravitational deflection, due to the presence of the plasma, the term $\hat{\alpha}_3$ is the refraction deflection due to the inhomogeneity of the plasma, the term $\hat{\alpha}_4$ is a correction to the third term. We are interested mainly in the effects, described by the terms $\hat{\alpha}_1$, $\hat{\alpha}_2$ and $\hat{\alpha}_3$.

For the singular isothermal sphere the projected mass $M(b)$ is:

$$M(b) = \int_0^b \Sigma(b') 2\pi b' db' = \frac{\sigma_v^2}{G} \pi b. \quad (59)$$

So the vacuum gravitational deflection due to the singular isothermal sphere is constant:

$$\hat{\alpha}_1 = 4\pi \frac{\sigma_v^2}{c^2}. \quad (60)$$

For the concentration of the plasma we have:

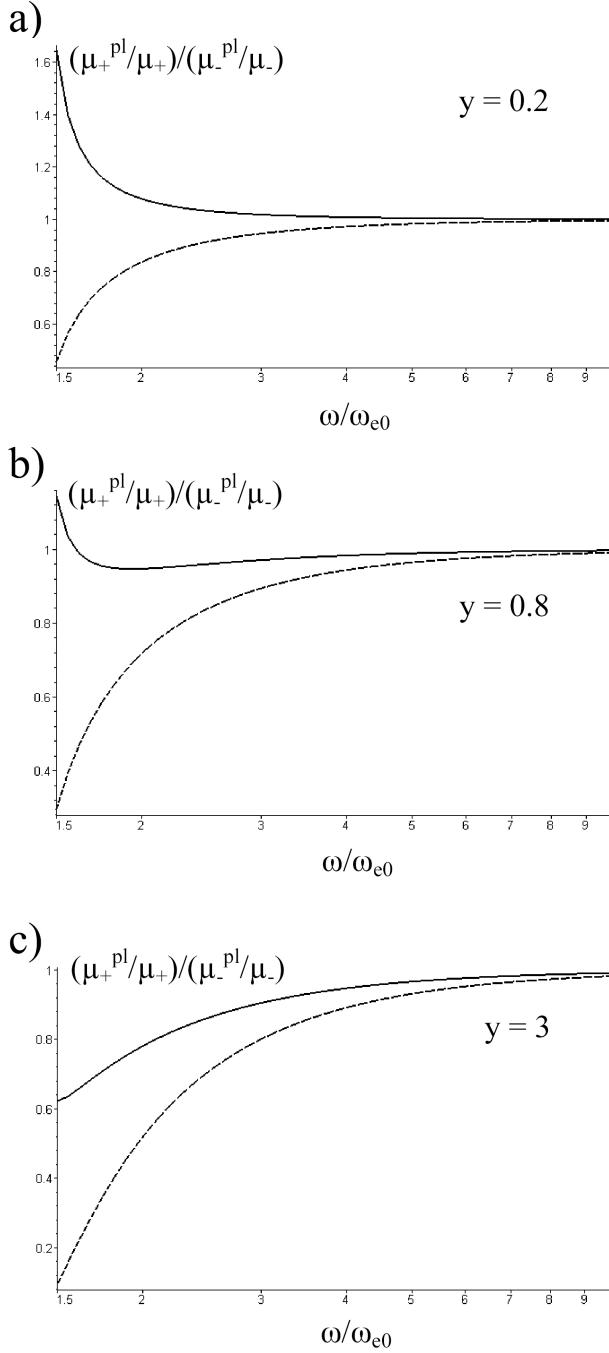


Figure 2. The value $(\mu_+^{pl}/\mu_+)/(\mu_-^{pl}/\mu_-)$, as a function of ω/ω_e , for different fixed y . ω_{e+} is the plasma frequency corresponding to the plasma concentration N_+ , which rays forming primary image go through. ω_{e-} is the plasma frequency corresponding to the plasma concentration N_- , which rays forming primary image go through. The solid curve is plotted for $\omega_{e+} = \omega_{e0}\sqrt{2}$, $\omega_{e-} = \omega_{e0}$ (ω_{e0} is a dimensional constant), it corresponds to $N_+/N_- = 2$. The dashed curve is plotted for $\omega_{e+} = \omega_{e0}$, $\omega_{e-} = \omega_{e0}\sqrt{2}$, it corresponds to $N_+/N_- = 1/2$.

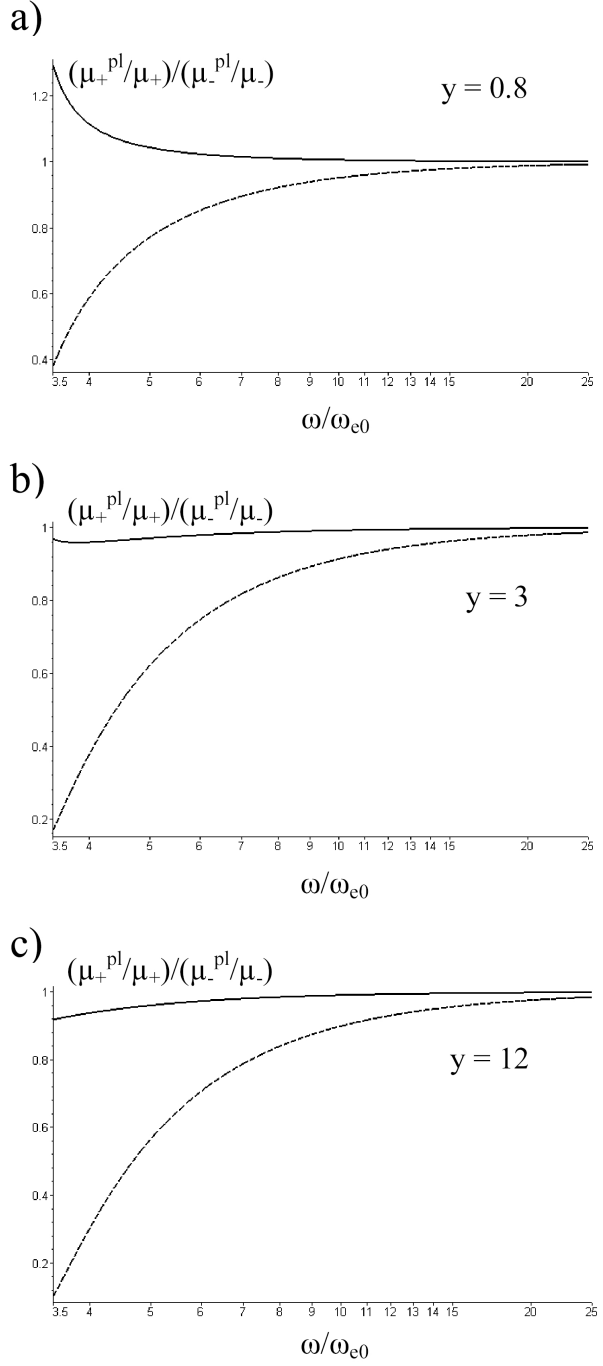


Figure 3. The value $(\mu_+^{pl}/\mu_+)/(\mu_-^{pl}/\mu_-)$, as a function of ω/ω_e , for different fixed y . The solid curve is plotted for $\omega_{e+} = \omega_{e0}\sqrt{10}$, $\omega_{e-} = \omega_{e0}$ (ω_{e0} is a dimensional constant), it corresponds to $N_+/N_- = 10$. The dashed curve is plotted for $\omega_{e+} = \omega_{e0}$, $\omega_{e-} = \omega_{e0}\sqrt{10}$, it corresponds to $N_+/N_- = 1/10$.

$$N(r) = \frac{\rho(r)}{\kappa m_p}, \quad (61)$$

where m_p is the proton mass, and κ is a non-dimensional coefficient responsible for the dark matter contribution, and is approximately equal $\kappa \simeq 6$. We assume here that $\rho(r)$, which is given by the formula (56), is the density of all kind

of matter, not only plasma particles. Thus, the plasma frequency is equal to

$$\omega_e^2 = K_e N(r) = \frac{K_e}{\kappa m_p} \rho(r). \quad (62)$$

The correction to the gravitational deflection due to the presence of the plasma is:

$$\begin{aligned} \hat{\alpha}_2 &= 2\pi \frac{b^2 \sigma_v^2}{\omega^2 c^2} \frac{K_e}{\kappa m_p} \int_0^\infty \frac{\rho(r)}{r^3} dz = \\ &= \frac{b^2 \sigma_v^2}{\omega^2 c^2} \frac{K_e}{\kappa m_p} \frac{\sigma_v^2}{G} \int_0^\infty \frac{dz}{(b^2 + z^2)^{5/2}}. \end{aligned} \quad (63)$$

Integration of such expressions can be performed using Gradshteyn & Ryzhik (1965), and the properties of the Γ -function:

$$\int_0^\infty \frac{dz}{(z^2 + b^2)^{h/2+1}} = \frac{1}{hb^{h+1}} \frac{\sqrt{\pi} \Gamma\left(\frac{h}{2} + \frac{1}{2}\right)}{\Gamma\left(\frac{h}{2}\right)}, \quad (64)$$

where $\Gamma(x) = \int_0^\infty t^{x-1} e^{-t} dt$.

Using (64), we obtain the deflection angles $\hat{\alpha}_2$ and $\hat{\alpha}_3$:

$$\hat{\alpha}_2 = \frac{2}{3} \frac{\sigma_v^2}{c^2} \frac{K_e}{\kappa m_p} \frac{\sigma_v^2}{G \omega^2 b^2}, \quad (65)$$

$$\hat{\alpha}_3 = -\frac{K_e b}{\omega^2 \kappa m_p} \frac{\sigma_v^2}{\pi G} \int_0^\infty \frac{dz}{(z^2 + b^2)^2} = -\frac{1}{4} \frac{K_e}{\kappa m_p} \frac{\sigma_v^2}{G \omega^2 b^2}. \quad (66)$$

For the ratio of the angles $\hat{\alpha}_2$ and $\hat{\alpha}_3$ we have:

$$\left| \frac{\hat{\alpha}_2}{\hat{\alpha}_3} \right| = \frac{8}{3} \frac{\sigma_v^2}{c^2}. \quad (67)$$

6.2 Non-singular isothermal gas sphere

Let us consider a gravitational lens model of an isothermal sphere, in which the singularity at the origin is replaced by a finite core (Hinshaw & Krauss 1987; Wu 1996):

$$\rho(r) = \frac{\sigma_v^2}{2\pi G(r^2 + r_c^2)} = \frac{\rho_0}{\left(1 + \frac{r^2}{r_c^2}\right)^2}, \quad \rho_0 = \frac{\sigma_v^2}{2\pi G r_c^2}, \quad (68)$$

where r_c is the core radius. The corresponding projected surface mass density for this model is

$$\Sigma(b) = \frac{\sigma_v^2}{2G\sqrt{b^2 + r_c^2}}. \quad (69)$$

The total projected mass within b and the vacuum gravitational deflection angle are:

$$M(b) = \pi \frac{\sigma_v^2}{G} \left(\sqrt{b^2 + r_c^2} - r_c \right), \quad (70)$$

$$\hat{\alpha}_1 = 4\pi \frac{\sigma_v^2}{c^2} \frac{\sqrt{b^2 + r_c^2} - r_c}{b}. \quad (71)$$

Analogically to the previous subsection, we reduce the angle $\hat{\alpha}_2$ to the form:

$$\begin{aligned} \hat{\alpha}_2 &= \frac{2GM(b)b}{c^2 \omega^2} \frac{K_e}{\kappa m_p} \frac{\sigma_v^2}{2\pi G} \int_0^\infty \frac{dz}{r^3(r^2 + r_c^2)} = \\ &= \frac{2GM(b)b}{c^2 \omega^2} \frac{K_e}{\kappa m_p} \frac{\sigma_v^2}{2\pi G} \int_0^\infty \frac{dz}{(z^2 + b^2)^{3/2}(z^2 + b^2 + r_c^2)}. \end{aligned} \quad (72)$$

By substitution $z^2/(z^2 + b^2) = x^2$ the integral

$$I_1 = \int_0^\infty \frac{dz}{(z^2 + b^2)^{3/2}(z^2 + b^2 + r_c^2)}$$

is reduced to

$$I_1 = \int_0^1 \left(\frac{1}{b^2 r_c^2} - \frac{1}{r_c^2(b^2 + r_c^2(1-x^2))} \right) dx. \quad (73)$$

Integration can be performed with using of Dwight (1961):

$$I_1 = \frac{1}{b^2 r_c^2} - \frac{1}{r_c^3 \sqrt{b^2 + r_c^2}} \operatorname{arctanh} \left(\frac{r_c}{\sqrt{b^2 + r_c^2}} \right). \quad (74)$$

For $\hat{\alpha}_2$ we obtain:

$$\begin{aligned} \hat{\alpha}_2 &= \frac{\sigma_v^4}{c^2 \omega^2 G} \frac{K_e}{\kappa m_p} b \left(\sqrt{b^2 + r_c^2} - r_c \right) \times \\ &\times \left[\frac{1}{b^2 r_c^2} - \frac{1}{r_c^3 \sqrt{b^2 + r_c^2}} \operatorname{arctanh} \left(\frac{r_c}{\sqrt{b^2 + r_c^2}} \right) \right]. \end{aligned} \quad (75)$$

Angle $\hat{\alpha}_3$ can be calculated using formula (64):

$$\begin{aligned} \hat{\alpha}_3 &= -\frac{K_e b}{\omega^2} \frac{1}{\kappa m_p} \frac{\sigma_v^2}{2\pi G} \int_0^\infty \frac{dz}{(z^2 + b^2 + r_c^2)^2} = \\ &= -\frac{1}{4} \frac{\sigma_v^2}{\omega^2 G} \frac{K_e}{\kappa m_p} \frac{b}{(b^2 + r_c^2)^{3/2}}. \end{aligned} \quad (76)$$

Let us express angles $\hat{\alpha}_2$ and $\hat{\alpha}_3$ in terms of the central density ρ_0 , using (68). We obtain for $r_c \gg b$:

$$\hat{\alpha}_2 = \frac{2\pi^2 G \rho_0^2}{c^2 \omega^2} \frac{K_e}{\kappa m_p} b r_c, \quad \hat{\alpha}_3 = -\frac{\pi \rho_0}{2\omega^2} \frac{K_e}{\kappa m_p} \frac{b}{r_c}; \quad (77)$$

and for $b \gg r_c$, similar to the case of the singular isothermal sphere, we have

$$\hat{\alpha}_2 = \frac{8\pi^2 G \rho_0^2}{3c^2 \omega^2} \frac{K_e}{\kappa m_p} \frac{r_c^4}{b^2}, \quad \hat{\alpha}_3 = -\frac{\pi \rho_0}{2\omega^2} \frac{K_e}{\kappa m_p} \frac{r_c^2}{b^2}. \quad (78)$$

Introducing the mass of the uniform core $M_c = \frac{4\pi}{3} \rho_0 r_c^3$, and its gravitational radius $R_{sc} = \frac{2GM_c}{c^2}$, we obtain the ratio of these angles as

$$\left| \frac{\hat{\alpha}_2}{\hat{\alpha}_3} \right| = \frac{3R_{sc}}{2r_c} (r_c \gg b), \quad \left| \frac{\hat{\alpha}_2}{\hat{\alpha}_3} \right| = \frac{2R_{sc}}{r_c} (r_c \ll b). \quad (79)$$

In the realistic cases $\left| \frac{\hat{\alpha}_2}{\hat{\alpha}_3} \right| \ll 1$ in (67),(79), because spheres have $\sigma_v \ll c$, and $R_{sc} \ll r_c$. Besides, these relations are needed for the stability of isothermal spheres, see Bisnovaty-Kogan & Zeldovich (1969). Therefore in this configuration the nonuniform plasma deflection effects are much stronger, than the gravitational plasma effects, and have an opposite direction.

6.3 Plasma sphere around a black hole

Let us consider a black hole of mass M_0 , surrounded by the electron-proton plasma. We will consider a case, when we can neglect the self-gravitation of the plasma particles, compared to the gravity of a central black hole. Let us find, in the newtonian approximation, a density distribution of the plasma in the gravitational field a central point mass M_0 . The equation of hydrostatic equilibrium for spherically symmetric mass distribution of a isothermal gas with the equation of state $P = \rho \Re T$ in the field of the central mass is (Binney & Tremaine 1987; Chandrasekhar 1939)

$$\frac{\Re T}{\rho} \frac{d\rho}{dr} = -\frac{GM_0}{r^2}. \quad (80)$$

Here ρ , P and T are the density, the pressure and the temperature of the plasma, $\Re = k_B/m_p$ is the gas constant, k_B is the Boltzmann's constant and m_p is the proton mass. To obtain a deflection angles we need to find the plasma density distribution from the equation (80) and calculate the integrals with this density in the formula (58). But it is interesting that we can find the ratio of angles $|\hat{\alpha}_2/\hat{\alpha}_3|$ without solving the equation (80) and calculation of the integrals in $\hat{\alpha}_2$ and $\hat{\alpha}_3$. Let us rewrite the equation (80) to the form:

$$\frac{K_e b}{\omega^2} \Re T \frac{1}{r} \frac{dN(r)}{dr} = -\frac{K_e b}{\omega^2} \frac{GM_0}{r^3} N(r), \quad (81)$$

where $N(r) = \rho(r)/m_p$ is the plasma concentration. If we compare it with expressions for $\hat{\alpha}_2$ and $\hat{\alpha}_3$ in (58) and take into account that $\omega_e^2 = (4\pi e^2/m)N(r) = K_e N(r)$, we obtain that

$$\left| \frac{\hat{\alpha}_2}{\hat{\alpha}_3} \right| = \frac{2\Re T}{c^2}. \quad (82)$$

We see that this ratio does not depend on the value of the central mass M_0 . For the boundary condition

$$\rho(r_0) = \rho_0 \quad (83)$$

we obtain from the equation (80) the density distribution

$$\rho(r) = \rho_0 e^{\frac{GM_0}{\Re T} \left(\frac{1}{r} - \frac{1}{r_0} \right)} = \rho_0 e^{B \left(\frac{1}{r} - \frac{1}{r_0} \right)}, \quad B = \frac{GM_0}{\Re T}. \quad (84)$$

For angles $\hat{\alpha}_2$ and $\hat{\alpha}_3$ we obtain:

$$\hat{\alpha}_2 = \frac{2GM_0 b}{c^2 \omega^2} \frac{K_e}{m_p} \rho_0 e^{-\frac{B}{r_0}} \text{Int}2, \quad (85)$$

$$\hat{\alpha}_3 = -\frac{K_e b}{\omega^2 m_p} B \rho_0 e^{-\frac{B}{r_0}} \text{Int}2, \quad (86)$$

$$\text{where } \text{Int}2 = \int_0^\infty \frac{1}{(b^2 + z^2)^{3/2}} e^{\frac{B}{\sqrt{b^2 + z^2}}} dz. \quad (87)$$

Calculation of $\text{Int}2$ can be found in Appendix 2.

While the temperature of the non-self-gravitating sphere may have arbitrary values, the plasma effects may be comparable, and even less than the GR plasma effects. It is due to the fact, that with increasing temperature the plasma density can become arbitrary uniform, with corresponding decreasing of non-uniform plasma effect for refraction. We have used newtonian non-relativistic description of the gas sphere, but from the arguments listed above it is clear, that this conclusion remains valid also in the correct relativistic consideration.

6.4 Plasma in a galaxy clusters

In a galaxy cluster the electron distribution may be more homogeneous due to large temperature of electrons. An appropriate approach for this case is to consider a singular isothermal sphere as a model for the distribution of the gravitating matter, neglecting the mass of plasma, and to find a plasma density distribution from the solution of the equation of the hydrostatic equilibrium of plasma in the gravitational field of a singular isothermal sphere. In this approximation the density distribution of the gravitating matter has a form

$$\rho_{gr}(r) = \frac{\sigma_v^2}{2\pi G r^2}, \quad (88)$$

with the vacuum gravitational deflection angle

$$\hat{\alpha}_1 = 4\pi \frac{\sigma_v^2}{c^2}. \quad (89)$$

For the mass inside a sphere with a radius r we have

$$M(r) = \frac{2\sigma_v^2}{G} r, \quad (90)$$

and the equation of a hydrostatic equilibrium of the plasma is:

$$\frac{\Re T}{\rho} \frac{d\rho}{dr} = -\frac{2\sigma_v^2}{r}. \quad (91)$$

For the boundary condition $\rho(r_0) = \rho_0$ we obtain the plasma density from the equation (91) as

$$\rho(r) = \rho_0 \left(\frac{r}{r_0} \right)^{-s}, \quad s = \frac{2\sigma_v^2}{\Re T}. \quad (92)$$

The angles $\hat{\alpha}_2$ and $\hat{\alpha}_3$ are calculated using formula (64), so we have

$$\hat{\alpha}_2 = \frac{2\sigma_v^2 \pi \sqrt{\pi}}{c^2 \omega^2 (s+1)} \frac{K_e}{m_p} \frac{\Gamma(\frac{s}{2} + 1)}{\Gamma(\frac{s+1}{2})} \rho_0 \left(\frac{r_0}{b} \right)^s, \quad (93)$$

$$\begin{aligned} \hat{\alpha}_3 &= -\frac{K_e b}{\omega^2} \frac{1}{m_p} \rho_0 r_0^s s \int_0^\infty \frac{dz}{(z^2 + b^2)^{s/2+1}} = \\ &= -\frac{K_e \sqrt{\pi}}{\omega^2 m_p} \frac{\Gamma(\frac{s}{2} + \frac{1}{2})}{\Gamma(\frac{s}{2})} \rho_0 \left(\frac{r_0}{b} \right)^s. \end{aligned} \quad (94)$$

The ratio of these angles is equal to

$$\left| \frac{\hat{\alpha}_2}{\hat{\alpha}_3} \right| = \frac{\sigma_v^2}{c^2} \pi \frac{\Gamma(\frac{s}{2} + 1) \Gamma(\frac{s}{2})}{\Gamma(\frac{s}{2} + \frac{3}{2}) \Gamma(\frac{s}{2} + \frac{1}{2})}. \quad (95)$$

Under the condition $s \ll 1$ what corresponds to $2\sigma_v^2 \ll \Re T$, the expressions are simplified to

$$\hat{\alpha}_2 = 2\pi \frac{\sigma_v^2}{c^2 \omega^2} \frac{K_e}{m_p} \rho_0 \left(\frac{r_0}{b} \right)^s, \quad (96)$$

$$\hat{\alpha}_3 = -\pi \frac{\sigma_v^2}{\Re T \omega^2} \frac{K_e}{m_p} \rho_0 \left(\frac{r_0}{b} \right)^s, \quad (97)$$

$$\left| \frac{\hat{\alpha}_2}{\hat{\alpha}_3} \right| = \frac{2\Re T}{c^2}. \quad (98)$$

If relativistic plasma is present in a galaxy cluster, for example in jets from AGNs, the plasma GR effects may be larger than the effects of the nonuniform plasma. If the distribution of plasma is not spherically symmetric, there may be distribution of plasma with the density gradient opposite to the direction of the gravitational force, for example, in the

presence of rotation. In this situation the angles $\hat{\alpha}_2$ and $\hat{\alpha}_3$ may be of the same sign.

Let us estimate Thomson optical depth for Thomson scattering of photons in the case of gravitational lensing in plasma, and depth of the bremsstrahlung absorption. For Thomson optical depth τ we have:

$$\tau \approx N\sigma_e L, \quad (99)$$

where N is the electron concentration, $\sigma_e = 6.65 \cdot 10^{-25}$ cm² is Thomson scattering cross section, L is characteristic distance for scattering. So the optical depth will be $\tau < 1$ for $N \leq 0.5 \cdot 10^4 \left(\frac{10^2 \text{ pc}}{L}\right) \text{ cm}^{-3}$.

For optical depth for the absorption of radiation in case $\omega \gg \omega_e$ we have (Ginzburg 1970):

$$\tau = \frac{10^{-2} N^2}{T^{3/2} \nu^2} \left[17.7 + \ln \frac{T^{3/2}}{\nu} \right] L. \quad (100)$$

So the optical depth will be $\tau < 1$ for

$$N \simeq 0.2 \cdot 10^3 \left(\frac{T}{10^4 \text{ K}}\right)^{3/4} \frac{\nu}{10^9 \text{ Hz}} \left(\frac{10^2 \text{ pc}}{L}\right)^{1/2}. \quad (101)$$

7 CONCLUSIONS

In an observation of two images of the lensing point source in presence of plasma, the following features may be observed.

1. Spectra of two images may be different in the long wave side due to different plasma properties along the trajectories of light rays forming the images.

2. The extended image may have different spectra in different parts of the image, with a maximum of the spectrum shifting to the long wave side in the regions with a larger deflection angle.

3. The presence of plasma may influence on the timing effects in binary relativistic systems, similar to the double pulsar system J0737-3039A - J0737-3039B, and may induce the spectral dependence of the properties of the fluctuations of the microwave background radiation.

4. We have carried out the calculations for models with the nonuniform plasma distribution: singular and non-singular isothermal sphere; for hot gas inside the gravitational field of a black hole, and of a cluster of galaxies.

5. For different gravitational lens models we compare the corrections to the vacuum lensing due to the gravity effect in plasma, and due to the plasma inhomogeneity. We have shown that the gravitational effect could be detected in the case of a hot gas in the gravitational field of a galaxy cluster.

6. We made estimations of the optical depth due to Thomson scattering and free-free absorption in the process of during the gravitational lensing in plasma.

APPENDIX 1. INVESTIGATION OF SPECTRAL BEHAVIOUR IN FIG.2,3.

Value $(\mu_+^{pl}/\mu_+)/(\mu_-^{pl}/\mu_-)$ under $\omega \gg \omega_e$ has the following form:

$$(\mu_+^{pl}/\mu_+)/(\mu_-^{pl}/\mu_-) = 1 + \frac{1}{2\omega^2(y^2+4)} \times \quad (102)$$

$$\times \left[\omega_{e+}^2 \left(y^2 + 2 - y\sqrt{y^2+4} \right) - \omega_{e-}^2 \left(y^2 + 2 + y\sqrt{y^2+4} \right) \right].$$

We see that:

a) if the rays forming the primary image go through greater density than the rays forming the secondary image, that is $\omega_{e+} > \omega_{e-}$, then value $(\mu_+^{pl}/\mu_+)/(\mu_-^{pl}/\mu_-)$ can be both larger and less than unity (under big ω) depending on the angular position of the source y . In Figures 2,3 we see both situations, the solid lines)

b) if the rays forming the secondary image go through greater density than the rays forming the primary image, that is $\omega_{e+} < \omega_{e-}$, then the value $(\mu_+^{pl}/\mu_+)/(\mu_-^{pl}/\mu_-)$ can be only less than unity (see Figures 2,3, the dashed lines).

Critical value of y , separating two cases of the location of the solid line (below unity and above unity) equals to

$$y_{crit} = \frac{\sqrt{-8+6\sqrt{2}}}{2} \cong 0.348 \quad (103)$$

for $\omega_{e+}^2 = 2\omega_{e-}^2$ (the solid lines on Fig.2), and

$$y_{crit} = \frac{\sqrt{-200+110\sqrt{10}}}{10} \cong 1.216 \quad (104)$$

for $\omega_{e+}^2 = 10\omega_{e-}^2$ (the solid lines on Fig.3).

APPENDIX 2. CALCULATION OF THE INTEGRAL INT2.

By substituting $1/\sqrt{z^2+b^2} = x$ the integral *Int2* is reduced to

$$Int2 = \frac{1}{b} \int_0^{1/b} \frac{x}{\sqrt{\frac{1}{b^2} - x^2}} e^{Bx} dx. \quad (105)$$

Integration can be performed with using of Gradshteyn & Ryzhik (1965):

$$Int2 = \frac{1}{b^2} \left(1 + \frac{\pi}{2} [I_1(B/b) + L_1(B/b)] \right), \quad (106)$$

where I_1 is the Bessel function of the first kind and L_1 is the Struve function.

Under condition $B/b \ll 1$ which corresponds to $GM_0/b \ll \Re T$, the integral *Int2* is reduced to

$$Int2 = \frac{1}{b^2} \left(1 + \frac{\pi}{4} \frac{GM_0}{b\Re T} \right). \quad (107)$$

ACKNOWLEDGMENTS

This work was partially supported by RFBR grants 08-02-00491 and 08-02-90106, the RAN Program 'Formation and evolution of stars and galaxies' and Russian Federation President Grant for Support of Leading Scientific Schools NSH-3458.2010.2. The work of OYuT was also partially supported by the Dynasty Foundation and Russian Federation President Grant for Support of Young Scientists MK-8696.2010.2.

REFERENCES

- Bartelmann M., Schneider P., 2001, Physics Reports, 340, 291

- Binney J., Tremaine S., 1987, Galactic dynamics. Princeton University Press, Princeton, New Jersey
- Bisnovatyi-Kogan G. S., Tsupko O. Yu., 2008, *Astrophysics*, 51, 99
- Bisnovatyi-Kogan G. S., Tsupko O. Yu., 2009, *Gravitation and Cosmology*, 15, 20
- Bisnovatyi-Kogan G. S., Zeldovich Ya. B., 1969, *Astrophysics*, 5, 223
- Bliokh P. V., Minakov A. A., 1989, *Gravitational Lenses*. Naukova Dumka, Kiev (in Russian)
- Bozza V., Capozziello S., Iovane G., Scarpetta G., 2001, *General Relativity and Gravitation*, 33, 1535
- Chandrasekhar S., 1939, *An introduction to the study of stellar structure*. The University of Chicago Press, Chicago
- Clark E. E., 1972, *MNRAS*, 158, 233
- Darwin C., 1959, *Proceedings of the Royal Society of London, Series A, Mathematical and Physical Sciences*, 249 (1257), 180
- Dressel J., Rajeev S. G., Howell J. C., and Jordan A. N., 2009, *Phys. Rev. A*, 79, 013834
- Dwight H. B., 1961, *Tables of integrals and other mathematical data*. The Macmillan Company, New York
- Ginzburg V. L., 1970, *The Propagation of Electromagnetic Waves in Plasmas*, International Series of Monographs in Electromagnetic Waves. Pergamon, Oxford
- Gradshteyn I. S., Ryzhik I. M., 1965, *Table of integrals, series and products*. Academic Press, New York
- Hinshaw G., Krauss L. M., 1987, *ApJ*, 320, 468
- Kulsrud R., Loeb A., 1992, *Physical Review D*, 45, 525
- Landau L. D., Lifshitz E. M., 1993, *The Classical Theory of Fields*. Pergamon, Oxford
- Landau L. D., Lifshitz E. M., 1960, *Electrodynamics of Continuous Media*, Course of theoretical physics. Pergamon Press, Oxford
- Lightman A. P., Press W. H., Price R. H., Teukolsky S. A., 1979, *Problem Book in Relativity and Gravitation*. Princeton University Press, Princeton, New Jersey, New York (problem 15.9 and problem 20.5)
- Linet B., 2009, arXiv:0907.2181v1
- Misner C. W., Thorne K. S., Wheeler J. A., 1973, *Gravitation*. Freeman, New York
- Møller C., 1972, *The Theory of Relativity*. Clarendon Press, Oxford
- Muhleman D.O., Ekers R.D., Fomalont E.B., 1970, *Phys. Rev. Lett.*, 24, 24, 1377
- RadioAstron <http://www.asc.rssi.ru/radioastron/index.html> WEB page
- Schneider P., Ehlers J., Falco E., 1992, *Gravitational lensing*. Springer-Verlag, Berlin
- Schneider P., Kochanek C.S. & Wambsganss J., 2006, *Gravitational Lensing: Strong, Weak and Micro*, Swiss Society for Astrophysics and Astronomy Series: Saas-Fee Advanced Courses, Number 33. Springer, Berlin
- Synge J. L., 1960, *Relativity: the General Theory*. North-Holland Publishing Company, Amsterdam
- Thompson C., Blandford R. D., Evans Ch. R., Phinney E. S., 1994, *ApJ*, 422, 304, Appendix A
- Virbhadra K. S., Ellis G. F. R., 2000, *Phys. Rev. D*, 62, 084003
- Wambsganss J., 1998, *Living Reviews in Relativity*, 1, 12
- Wu X.-P., 1996, *Fundamentals of Cosmic Physics*, 17, 1
- Zhelezniakov V.V., 1977, *Electromagnetic Waves in Space Plasma: Generation and Propagation*. Nauka, Moscow (in Russian)