

Crooks' fluctuation theorem for the fluctuating lattice-Boltzmann model

L Granger, M Niemann[‡] and H Kantz

Max-Planck-Institut für Physik komplexer Systeme, Nöthnitzer Straße 38, 01187
Dresden, Germany

E-mail: granger@pks.mpg.de

Abstract. We probe the validity of Crooks' fluctuation relation on the fluctuating lattice-Boltzmann model (FLBM), a highly simplified lattice model for a thermal ideal gas. We drive the system between two thermodynamic equilibrium states and compute the distribution of the work performed. By comparing the distributions of the work performed during the forward driving and time reversed driving, we show that the system satisfies Crooks' relation. The results of the numerical experiment suggest that the temperature and the free energy of the system are well defined.

Keywords: lattice-Boltzmann methods, fluctuations (theory), large deviations in non-equilibrium systems

PACS numbers: 47.11.Qr, 05.40.-a, 74.40.Gh

1. Crooks Fluctuation Relation

The second principle of thermodynamics states that on average one cannot extract work from a thermodynamical system coupled with only one heat bath during a cyclic process. To illustrate this, consider a thermodynamical system that we can drive with a parameter λ , in contact with a heat bath at constant temperature. By switching λ from 0 to 1, we can drive the system from one equilibrium state to another, and by doing this, we will *perform* some work W_f . Consider the *time reversed* or *backward* experiment: By switching λ from 1 down to 0, we drive the system back to its initial state \S and we *extract* some work $-W_b$. The second law of thermodynamics states that on average we extract less work during the backward experiment than we perform during the forward experiment:

$$\langle W_f \rangle \geq -\langle W_b \rangle. \quad (1)$$

[‡] Present address: Carl von Ossietzky Universität Oldenburg, Institut für Physik, 26111 Oldenburg, Germany

[§] By state we mean *macroscopic equilibrium state* specified by the value of λ , the temperature of the heat bath and other external constraints. In fact, we assume that, given a set of external constraints, the system will always relax towards thermodynamic equilibrium.

The equality in the above inequality holds if and only if the forward and the backward process are performed *quasi-statically*, i.e., infinitely slowly such that the system always remains in equilibrium with the heat bath. In that case, the work W_{r} performed during the forward process or extracted during the backward process is called the *reversible work* and is equal to the difference in free energy between the final and the initial states

$$W_{\text{r}} = \Delta F = F_1 - F_0. \quad (2)$$

The quantity $W_{\text{d}} = W_{\text{f}} - \Delta F$ (resp. $W_{\text{d}} = \Delta F + W_{\text{b}}$) is then the *dissipated work* during the forward (resp. backward) process.

Crooks' fluctuation relation [1] gives some quantitative information on the probability to dissipate a certain amount of work during a non quasi-static process. Consider a particular forward protocol, specified by the time dependence $\lambda_{\text{f}}(t)$ of the driving parameter λ . Now also consider the *time reversed* or *backward* protocol obtained from the former simply by inverting the time dependence of λ : $\lambda_{\text{b}}(t) = \lambda_{\text{f}}(t_{\text{s}} - t)$, where t_{s} is the *switching time*. Crooks' fluctuation relation states that the ratio of the probability $P_{\text{f}}(W_{\text{d}})$ of dissipating a certain amount of work W_{d} using the forward protocol and the probability $P_{\text{b}}(-W_{\text{d}})$ of dissipating the opposite amount $-W_{\text{d}}$ using the time reversed protocol is given by:

$$\frac{P_{\text{f}}(W_{\text{d}})}{P_{\text{b}}(-W_{\text{d}})} = \exp\left(\frac{W_{\text{d}}}{k_{\text{B}}T}\right), \quad (3)$$

where k_{B} is Boltzmann's constant and T is the temperature of the heat bath. Note that the dissipated work may be negative. We expect it to be positive only on average. Given the definition of W_{d} , the ratio on the left hand side of (3) is the same as the ratio of the probability to perform a certain amount of work W using the direct protocol over the probability to perform the opposite amount of work using the time reversed protocol. Crooks' relation then reads:

$$\frac{P_{\text{f}}(W)}{P_{\text{b}}(-W)} = \exp\left(\frac{W - \Delta F}{k_{\text{B}}T}\right). \quad (4)$$

A sufficient condition for the validity of this relation is that the system satisfies detailed balance for fixed λ [1]:

$$\frac{P(A \rightarrow B)}{P(A \leftarrow B)} = \frac{e^{-\beta E_{\text{B}}^{\lambda}}}{e^{-\beta E_{\text{A}}^{\lambda}}}, \quad (5)$$

where $P(A \rightarrow B)$ is the probability that the system in microstate A with energy E_{A}^{λ} makes a transition to microstate B with energy E_{B}^{λ} and $\beta = 1/k_{\text{B}}T$ is the inverse temperature of the heat bath. This condition is very restrictive and can be relaxed to the less restrictive condition of balance, see [?] for more details.

Since the discovery of the Jarzynski equality in 1997 [2], fluctuation theorems have been intensely studied experimentally [3, 4] and theoretically [5]. The purpose of this work is to probe the validity of Crooks' fluctuation relation on a very simple, but realistic lattice gas model.

The model chosen for the numerical experiment is the fluctuating lattice-Boltzmann model (FLBM). It constitutes one of the simplest lattice models for an ideal thermal

gas. Classical lattice-Boltzmann models are a powerful tool for the simulation of hydrodynamic systems [6]. However, since they usually simulate systems on macroscopic scales, they do not include thermal fluctuations. The FLBM was developed in order to simulate the solvent in soft matter applications, where thermal fluctuations are not negligible [7, 8]. In this work, we simulate such an ideal gas subjected to a potential field per unit mass $\phi_\lambda(\mathbf{r})$ depending on a certain control parameter λ , and we measure the work performed on the system by switching λ from 0 to 1 and from 1 down to 0 in a finite time t_S .

Probing Crooks' relation on the FLBM is a way to check the thermodynamic consistency of this model. In fact, the FLBM was developed in order to correctly simulate equilibrium fluctuations, but has no clearly defined total energy or free energy. By probing Crooks' relation, we mean checking that the ratio $P_f(W)/P_b(-W)$ is an exponential function of W and that this function is independent of the specific protocol, that is the time dependence of the driving parameter λ . We can then check that the exponent β appearing in this exponential function is the inverse temperature $1/k_B T$ of the the heat bath. The main result of the present paper is that this model indeed satisfies Crooks' relation (4) in a thermodynamically consistent manner. After having briefly introduced the model, we will present the numerical experiment. Finally, we will focus on the distribution of the work performed during the switching and show that for this particular case, the system satisfies Crooks' fluctuation relation. Moreover, the distribution of work turns out to be Gaussian, which permits analytical simplifications of (4).

2. The fluctuating lattice-Boltzmann model

Our purpose here is not to give a detailed description of the fluctuating-lattice Boltzmann model (FLBM). We will simply highlight the main features of the model we are interested in and we refer the interested reader to the literature for more details. A good introduction to lattice-Boltzmann models can be found in [6] and the particular model used here is described in detail in [7, 8]. The FLBM is a highly simplified gas model. Its dynamics takes place in discrete time steps and on a square lattice. At each time step, the particles move from one node of the lattice to another according to a discrete set of velocities and then they collide with the particles sitting on the same node. The time step and the lattice spacing are taken to be unity defining the time and length units. The mass unit is arbitrary, but is the same throughout this document. The mass of one particle per unit volume is denoted by μ such that if ρ is the mass contained in one unit volume, then ρ/μ is the number of particles contained in this unit volume. Throughout this document, all the physical magnitudes are expressed in this unit system.

The model used for this work is the D2Q9 model. It consists of 9 velocities on a two dimensional square lattice, (see fig.1). Let us denote by $\{\mathbf{c}_i, i = 0, \dots, 8\}$ the set of velocities. The dynamical variables of this model are the set of populations

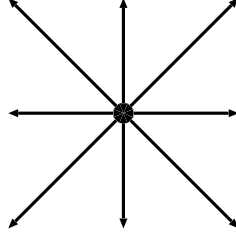


Figure 1. The two dimensional nine velocities set of the D2Q9 model: \mathbf{c}_0 is the zero velocity, $\mathbf{c}_1, \dots, \mathbf{c}_4$ connect to the nearest neighbors and $\mathbf{c}_5, \dots, \mathbf{c}_8$ connect to the next nearest neighbors.

$\underline{n} = \{n_i, i = 0, \dots, 8\}$ of the different velocities. The occupation number $n_i(\mathbf{r}, t)$ is the mass density on node $\mathbf{r} = (x, y)$ moving along velocity \mathbf{c}_i at time t , where (x, y) are the Cartesian components of \mathbf{r} . The mass density ρ and the mass current density \mathbf{j} are given by the zeroth and first moments of the velocity set with respect to the set of populations:

$$\rho(\mathbf{r}, t) = \sum_{i=0}^8 n_i(\mathbf{r}, t), \quad (6)$$

and

$$\mathbf{j}(\mathbf{r}, t) = \sum_{i=0}^8 n_i(\mathbf{r}, t) \mathbf{c}_i. \quad (7)$$

The local velocity field \mathbf{v} is then given by $\mathbf{v}(\mathbf{r}, t) = \mathbf{j}(\mathbf{r}, t) / \rho(\mathbf{r}, t)$.

The dynamics of the system takes place in two steps: propagation and collision. During the propagation step, the particles simply move from one node to the other according to their velocity. During the collision step, all the particles sitting on the same node interact with one another exchanging momentum according to some basic conservation rules. The algorithm can be summarized by the lattice-Boltzmann equation:

$$n_i(\mathbf{r} + \mathbf{c}_i, t + 1) = n_i^*(\mathbf{r}, t) = n_i(\mathbf{r}, t) + \Delta_i(\underline{n}) + F_i. \quad (8)$$

Here, $n_i^*(\mathbf{r}, t)$ is the occupation of velocity \mathbf{c}_i just after the collision step and $\{\Delta_i\}$ is the collision operator. The last term F_i simulates the action of a force per unit volume \mathbf{F} applied on the system. The collision operator and the term due to the force will be presented just after a discussion of the equilibrium fluctuations.

2.1. Equilibrium fluctuations

As mentioned before, in classical lattice-Boltzmann simulations, the collision operator is deterministic and simply lets the velocity distribution $\{n_i\}$ relax towards its local equilibrium value $\{n_i^{\text{eq}}\}$ [8]. The local equilibrium populations $\{n_i^{\text{eq}}\}$ are functions of the locally conserved quantities ρ and \mathbf{v} that we will specify later. In addition to this relaxation, the FLBM allows for small fluctuations around local equilibrium. These small fluctuations are assumed to be Gaussian in first approximation. Taking mass and

momentum conservation into account, the equilibrium probability distribution of the velocity occupations is [7]:

$$P(\{n_i\}|\rho, \mathbf{v}) \propto \exp \left(- \sum_{i=0}^8 \frac{(n_i - n_i^{\text{eq}})^2}{2\mu a^{c_i} \rho} \right) \delta \left(\sum_{i=0}^8 n_i - \rho \right) \delta \left(\sum_{i=0}^8 n_i \mathbf{c}_i - \mathbf{j} \right), \quad (9)$$

where $\delta(x) = 1$ for $x = 0$ and 0 otherwise. The equilibrium fluctuations are controlled by μ :

$$\langle n_i^2 \rangle - \langle n_i \rangle^2 = \mu a^{c_i} \rho, \quad (10)$$

The idea behind this relation is that the fluctuations in the number n_i/μ of particles having velocity \mathbf{c}_i at a given node is proportional to the total number of particles ρ/μ on that node. The weights a^{c_i} serve to restore isotropy in the large scale limit. They must sum up to unity, $\sum_i a^{c_i} = 1$, and must be compatible with the symmetries of the lattice [7, 8] and in particular, they do not depend on the direction of the velocity \mathbf{c}_i but only on its magnitude. For the D2Q9 lattice used here, their values are: $a^0 = 4/9$, $a^1 = 1/9$, $a^{\sqrt{2}} = 1/36$ (see [6], p.69).

The particle mass per unit volume μ is our fluctuation parameter. It is linked to the resolution of the simulation. The limit $\mu \rightarrow 0$ corresponds to the thermodynamic limit: decreasing μ means to describe the system on a more coarse grained scale so that the number of particles we describe goes to infinity and the amplitude of the thermal fluctuations of the macroscopic observables decreases to zero. On the other hand, if μ is of order one, then the fluctuations of the mass density are of the same order as the mean.

The temperature T of the system is proportionnal to the fluctuation parameter μ :

$$k_B T = \mu c_s^2. \quad (11)$$

Here, $c_s = \sqrt{\partial p / \partial \rho}$ is the *isothermal speed of sound*. Equation (11) is a consequence of the equation of state of ideal gas ||

$$p = \frac{\rho}{\mu} k_B T, \quad (12)$$

where p is the hydrodynamic pressure of the gas. The speed of sound c_s is an intrinsic quantity of the set of velocities : it is the maximum speed at which a signal can propagate through the system. It is of the order of $|\mathbf{c}_i|$. For the D2Q9 model, its value in lattice units is $c_s = 1/\sqrt{3}$ ([6] p.69).

|| Note that (12) and (11) are inhomogeneous. Indeed, μ is a mass *density*: $\mu = m_p/b^2$, where m_p is the mass of one particles and b is the lattice spacing. But, by considering $b = 1$, we write $\mu = m_p$ for simplicity of the notation. Moreover, we refer to μ as the *fluctuation parameter* and not as the particle mass or as the temperature to keep in mind that it is a coarse graining parameter: Changing μ definitely changes the temperature of the system according to (11), but it also changes the number of particles through m_p . For a discussion about μ , see [9].

2.2. The collision operator

The collision operator $\{\Delta_i\}$ computes the changes in the populations due to the collisions:

$$\Delta_i(\underline{n}) = n_i^*(\mathbf{r}, t) - n_i(\mathbf{r}, t), \quad (13)$$

where $n_i(\mathbf{r}, t)$ is the precollisional value of the occupation of velocity \mathbf{c}_i at node \mathbf{r} and time t and $n_i^*(\mathbf{r}, t)$ is its postcollisional value. The role of the collision operator is to thermalize the system. It operates as follows: The velocity distribution $\{n_i\}$ at each node is linearly relaxed towards its local equilibrium value $\{n_i^{\text{eq}}\}$ and this relaxation is balanced by a suitable thermal noise. The equilibrium populations $\{n_i^{\text{eq}}\}$ depend only on the local values of ρ and \mathbf{j} , and are such that mass and momentum are conserved:

$$\sum_{i=0}^8 n_i^{\text{eq}} = \rho \quad (14)$$

$$\sum_{i=0}^8 n_i^{\text{eq}} \mathbf{c}_i = \mathbf{j}, \quad (15)$$

and such that the equilibrium stress is correctly given by the Euler stress

$$\sum_{i=0}^8 n_i^{\text{eq}} c_{i\alpha} c_{i\beta} = p \delta_{\alpha\beta} + \rho v_\alpha v_\beta, \quad (16)$$

where the hydrodynamic pressure is given by the ideal gas equation of state (12) $p = \frac{\rho}{\mu} k_B T = \rho c_S^2$, and α and β are the Cartesian coordinates. Those conditions uniquely determine the local equilibrium populations. They read [7]:

$$n_i^{\text{eq}}(\rho, \mathbf{v}) = a^{c_i} \rho \left(1 + \frac{\mathbf{v} \cdot \mathbf{c}_i}{c_S^2} + \frac{(\mathbf{v} \cdot \mathbf{c}_i)^2}{2c_S^4} - \frac{v^2}{2c_S^2} \right). \quad (17)$$

The postcollisional state n_i^* is obtained from the precollisional state n_i by the collision rule ¶

$$n_i^* - n_i^{\text{eq}} = \gamma (n_i - n_i^{\text{eq}}) + r_i, \quad (18)$$

where γ is a relaxation parameter satisfying $|\gamma| < 1$ linked to the relaxation time of the velocity distribution, and r_i is a random number corresponding to the fluctuating part of the collision process.

The conservation of mass and momentum imposes

$$\sum_{i=0}^8 r_i = 0, \quad (19)$$

and

$$\sum_{i=0}^8 r_i \mathbf{c}_i = 0 \quad (20)$$

¶ This collision rule is the same as in [7, 8] in the case of one single relaxation time.

such that, in the end, there are only 6 independent random numbers corresponding to the 9 degrees of freedom minus 3 constraints. The r_i s are drawn from a Gaussian distribution with zero mean, and their variance is

$$\langle r_i^2 \rangle = \mu a^{c_i} \rho \varphi, \quad (21)$$

with $\varphi = \sqrt{1 - \gamma^2}$ so that the variance of n_i is correctly given by (10). It can be shown [7] that the collision rule (18) satisfies detailed balance with (9) as invariant distribution.

2.3. Applying a body force to the system

In order to drive the system, we apply a force $\mathbf{f}(\mathbf{r}, t)$ per unit mass on the system. The force density applied on one lattice site is then $\mathbf{F} = \rho \mathbf{f}$. The effect of the force is to increase the momentum density \mathbf{j} by $\delta t \rho \mathbf{F}$, at each time step, where $\delta t = 1$ is the time step. This is done by adding a deterministic term $F_i = \rho f_i$ to the lattice-Boltzmann equation (8). The f_i must satisfy mass and momentum conservation, namely

$$\sum_{i=0}^8 f_i = 0, \quad (22)$$

and

$$\sum_{i=0}^8 f_i \mathbf{c}_i = \mathbf{f}. \quad (23)$$

As mentioned in [8], the definition of the local velocity \mathbf{v} is no longer unique due to the discretization of the time. Its value at each time step is included between its precollisional value $\sum_i n_i \mathbf{c}_i / \sum_i n_i$ and its post-collisional value $\sum_i n_i \mathbf{c}_i / \sum_i n_i + \mathbf{f}$. As in [8], we define the local velocity as

$$\mathbf{v} = \frac{1}{\rho} \sum_{i=0}^8 n_i \mathbf{c}_i + \frac{1}{2} \mathbf{f}, \quad (24)$$

which is the mean value between the precollisional and the postcollisional values.

In [8], the expression of F_i consistent with hydrodynamics is derived. Following from that, the expression for the f_i is

$$f_i = a^{c_i} \left[\frac{\mathbf{c}_i}{c_S^2} + \frac{1 + \gamma}{2} \left(\frac{\mathbf{v} \cdot \mathbf{c}_i}{c_S^4} \mathbf{c}_i - \frac{\mathbf{v}}{c_S^2} \right) \right] \cdot \mathbf{f}. \quad (25)$$

3. Numerical experiments and results

We drive our system from one equilibrium state denoted by 0 to another denoted by 1 according to a particular protocol $\lambda(t)$, $\lambda(0) = 0$ and $\lambda(t_S) = 1$, where t_S is the switching time. The backward process is obtained by starting in the equilibrium state 1 and tuning λ down to 0. For each run, we record the work W performed. By repeating the forward and the backward experiments many times, we get the distribution $p_f(W)$ of the work performed during the forward process and the distribution $p_b(-W)$ of the work extracted during the backward process.

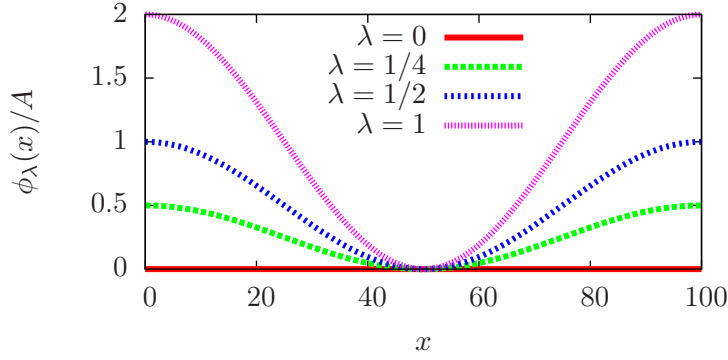


Figure 2. Potential applied on the system as a function of x expressed in units of lattice spacing. The forward process is started with $\lambda = 0$. At each time step, λ is incremented by a small amount $\delta\lambda$ until $\lambda = 1$.

3.1. Direct and time-reversed protocol

The macroscopic state of the system is controlled by applying a force field per unit mass $\mathbf{f}_{\lambda(t)}(\mathbf{r}) = -\nabla\phi_{\lambda(t)}(\mathbf{r})$ derived from a parameter dependent potential $\phi_\lambda(\mathbf{r})$ on the system. The potential energy of the system is

$$V_\lambda(t) = \sum_{\mathbf{r}} \rho(\mathbf{r}, t) \phi_{\lambda(t)}(\mathbf{r}). \quad (26)$$

The work performed on the system during one run is

$$W = \int_0^{t_S} \frac{\delta W}{\delta\lambda} \frac{d\lambda}{dt} dt = \pm \int_0^1 \frac{\delta W}{\delta\lambda} d\lambda, \quad (27)$$

where the plus sign holds for the forward process and the minus sign for the backward process. The work performed at each time step δW is the variation of potential energy of the system when λ is varied by a small amount $\delta\lambda$, while no heat is exchanged with the heat bath:

$$\delta W = V_{\lambda+\delta\lambda} - V_\lambda = \sum_{\mathbf{r}} \rho(\mathbf{r}, t) (\phi_{\lambda+\delta\lambda}(\mathbf{r}) - \phi_\lambda(\mathbf{r})). \quad (28)$$

The potential used in this work is (see fig.2):

$$\phi_\lambda(\mathbf{r}) = \lambda A \left[\cos\left(2\pi \frac{x}{l}\right) + 1 \right], \quad (29)$$

where l is the length of the system and A is the amplitude of the potential. Thus, the force applied to one unit of mass is

$$\mathbf{f}_\lambda = -\nabla\phi_\lambda = \lambda A \frac{2\pi}{l} \sin\left(2\pi \frac{x}{l}\right) \mathbf{e}_x. \quad (30)$$

For the direct protocol $\lambda(t) = t/t_S$ and for the time-reversed protocol $\lambda(t) = 1 - t/t_S$. The work δW performed during one time step is then

$$\delta W(t) = A\delta\lambda \sum_{\mathbf{r}} \rho(\mathbf{r}, t) \left[\cos\left(2\pi \frac{x}{l}\right) + 1 \right], \quad (31)$$

where $\delta\lambda = \frac{d\lambda}{dt} = \pm 1/t_S$ is positive for the forward process and negative for the corresponding backward process.

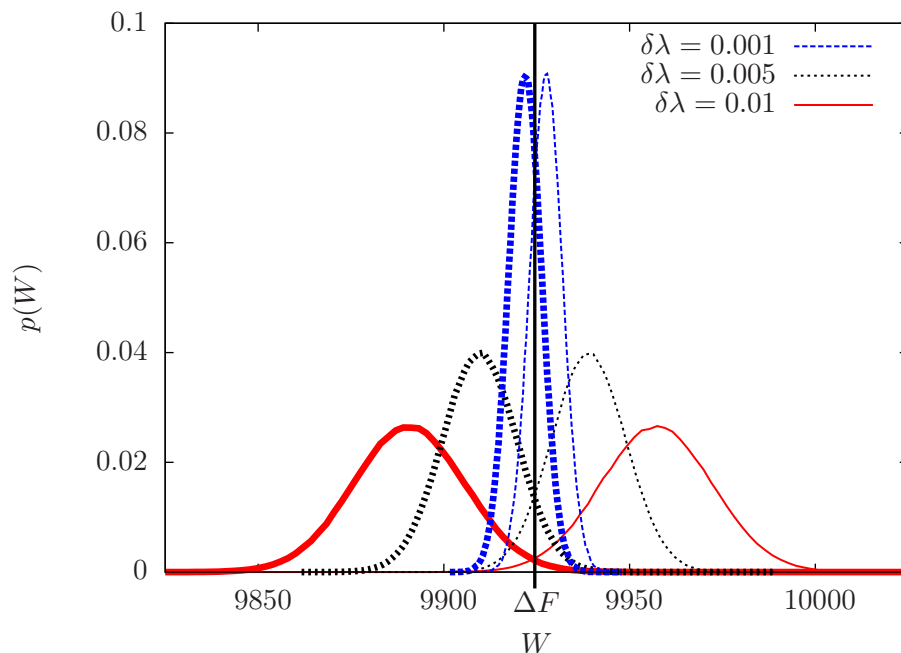


Figure 3. Distribution of the work for three values of the switching rate and for $\mu = 10$. The thin lines correspond to the work performed during the forward process and the thick lines to the work extracted during the backward process. The work is given in lattice units.

The simulations were performed on a $l \times L = 100 \times 10$ lattice with an average density of 1000 and periodic boundary conditions. The relaxation parameter γ was set to 0.9 and the amplitude A of the potential to 0.01. The parameters of the model are μ , controlling the amplitude of the fluctuations, and the switching rate, $\delta\lambda$, controlling how far we are from a quasi-static process.

3.2. Fluctuations of the work performed

An example of the distribution of the work performed during the forward process and the work extracted during the backward process can be seen on figure 3. These simulations were performed with $\mu = 10$ for various values of $\delta\lambda$. According to Crooks' relation (4), the reversible work ΔF is the value of W for which $p_f(W) = p_b(-W)$. As can be seen in figure 3, this value is independent of the switching rate $\delta\lambda$, as expected. Moreover, we can already see that, as the switching rate decreases, the mean work converges towards the reversible work ΔF and the fluctuations of the work go to 0. In the limit $\delta\lambda \rightarrow 0$, we expect the work distributions to be Dirac distributions peaked at ΔF , as predicted by equilibrium thermodynamics.

3.2.1. Influence of the fluctuation parameter The fluctuation parameter μ controls the amplitude of equilibrium fluctuations of ρ according to (10). During the driving, the situation is not very different. To illustrate this, we plotted examples of the evolution of the work $\delta W/\delta\lambda$ performed at every time step during the forward process as a function

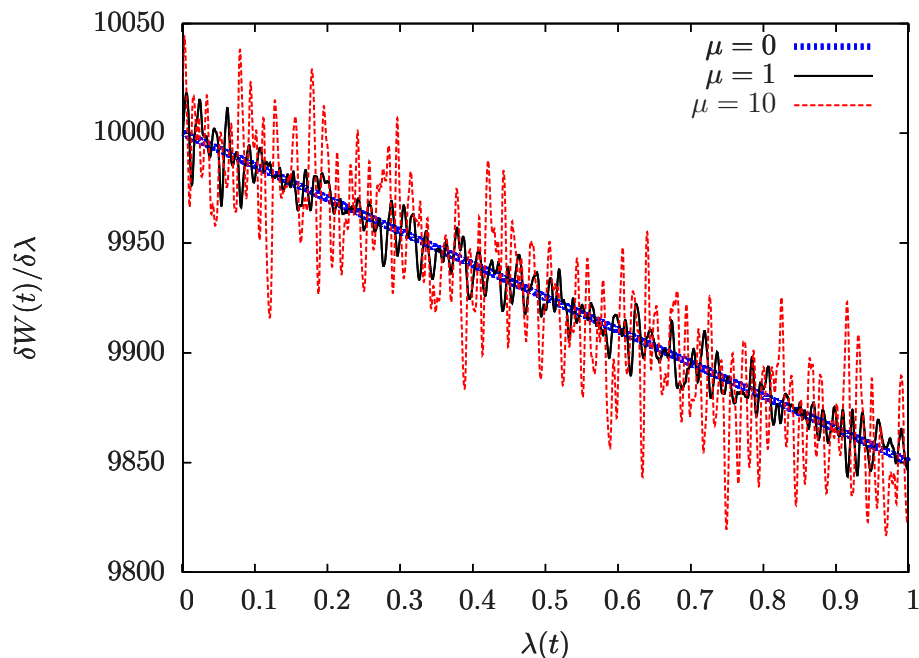


Figure 4. Work performed at each time step as a function of λ for three different realizations of the forward process with different values of the fluctuation parameter μ . Simulations performed with $\delta\lambda = 10^{-4}$.

of λ for three different values of μ on figure 4. According to equation (27), the total work W performed during the switching is the integral of this function.

As we can see on this figure, the amplitudes of the fluctuations of δW are clearly controlled by μ . For $\mu = 0$, the evolution of the system is completely deterministic and δW does not fluctuate, and the bigger μ is, the larger are the fluctuations. On figure 5, we plotted the distribution $p_f(W)$ of the total work performed during the forward process for various values of μ . On this figure, we can see that μ controls the fluctuations of the total work performed during the forward process without influencing its mean value. In fact, the variance σ^2 of the distribution of the work is proportional to μ (see top left of fig. 5). Moreover, as we will see later, the variance of the work performed during the backward process is the same as for the corresponding forward process.

3.2.2. Influence of the switching rate To study the influence of the switching rate on the mean work performed during the process, let us first consider the case without fluctuations ($\mu = 0$). Figure 6 shows $\delta W/\delta\lambda$ as a function of λ for $\mu = 0$ for various switching rates. In that case, the work performed during the forward process is always bigger than the work extracted during the backward process. The difference between both is linked to the work dissipated during the process and it goes to zero as the switching rate goes to zero, that is as we approach a quasi-static process.

For a finite amplitude of the fluctuations ($\mu > 0$), the total work performed during the experiment fluctuates less for a slow switching than for a fast switching (see fig.3). However, the amplitude of the fluctuations of $\frac{\delta W}{\delta\lambda}$ are independent of the switching

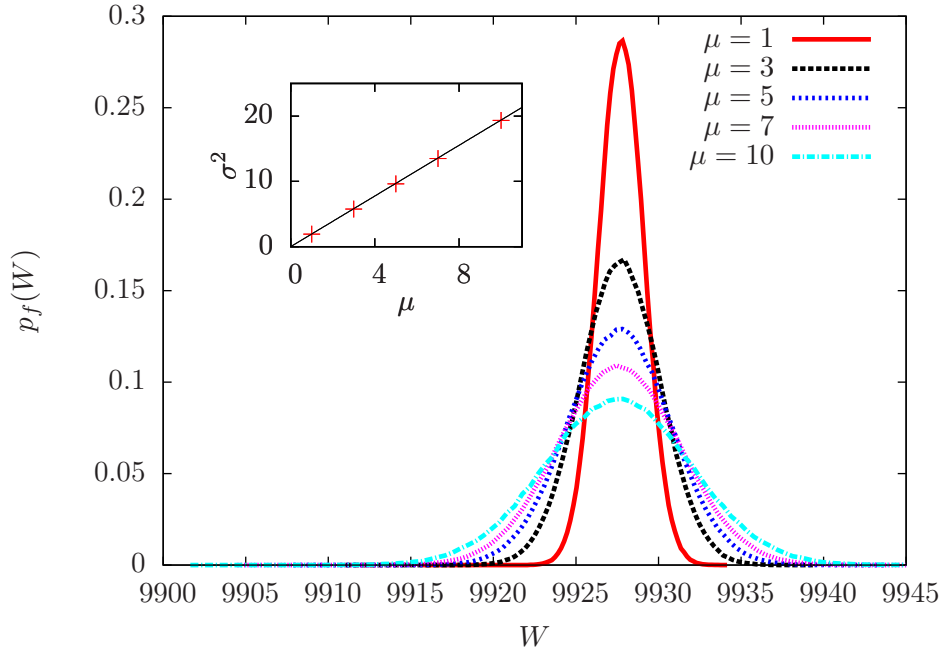


Figure 5. Distributions of the work performed during the forward process for $\delta\lambda = 10^{-3}$ and for different values of μ . Top left corner: variance σ^2 of these distributions as a function of μ .

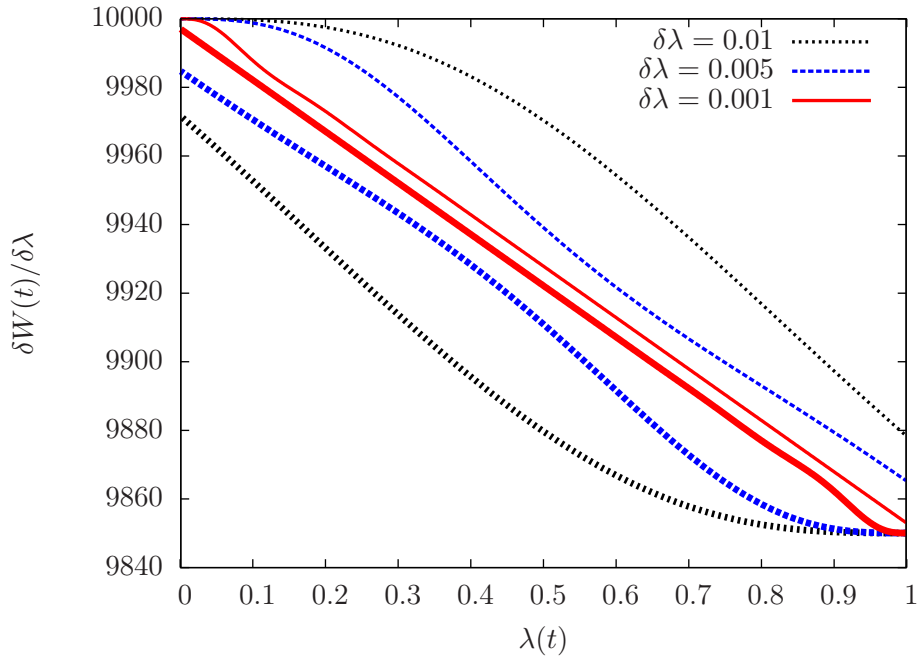


Figure 6. Work performed during the forward process (thin lines), and extracted during the backward process (thick lines) at each time step as a function of the driving parameter λ in the absence of fluctuations ($\mu = 0$).

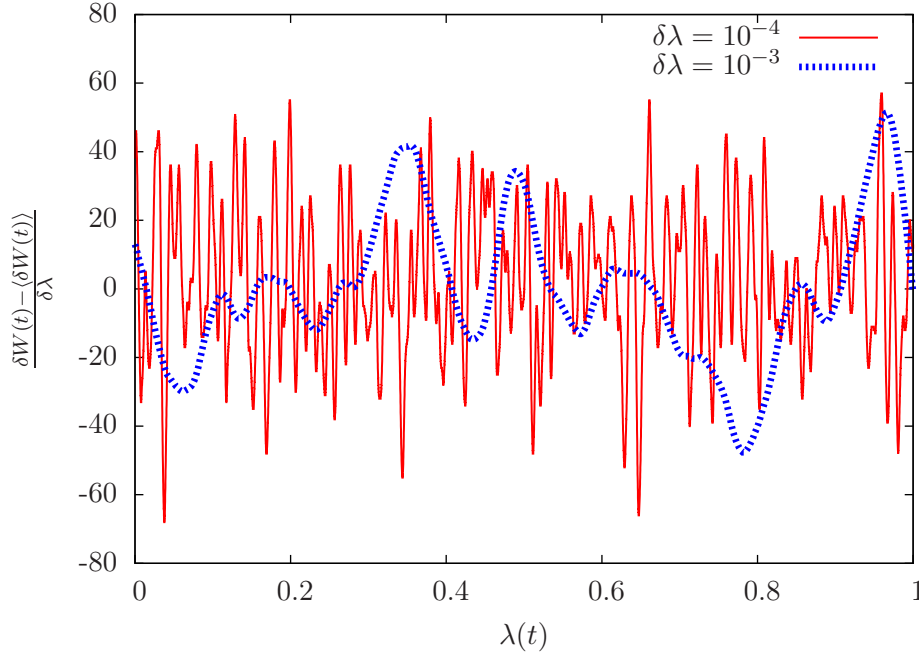


Figure 7. Fluctuations of the work performed at each time step for two realizations of the experiment. Simulations performed with $\mu = 10$.

rate $\delta\lambda$. This can be seen on figure 7, where we plotted the fluctuations in the work performed at every time step $\frac{\delta W - \langle \delta W \rangle}{\delta \lambda}$ as a function of λ . The mean work $\langle \delta W \rangle$ was obtained from a simulation with $\mu = 0$. The difference in the fluctuations of the total work W comes from the fact that for a slow switching, the integral (27) is computed over a longer time than for a fast switching, such that the fluctuations in $\frac{\delta W}{\delta \lambda}$ are partly integrated out. For a quasi-static process, the total work W does not fluctuate because the integral (27) is computed over an infinite time such that the fluctuations in $\frac{\delta W}{\delta \lambda}$ are completely integrated out.

3.3. Verifying Crooks' relation

Since we perform a finite amount of realizations of the experiment, we can probe Crooks' fluctuation theorem empirically only for values of W where $p_f(W)$ and $p_b(-W)$ significantly overlap. On figure 8, we plotted the ratio $p_f(W)/p_b(-W)$ for $\mu = 10$ for various values of the switching rate. The line represents what we would expect from Crooks' relation, namely $\exp[\beta(W - \Delta F)]$. The temperature $k_B T = 1/\beta = \mu c_S^2$ is given by (11) and is 0.3 for $\mu = 10$ and the reversible work ΔF is the value of W for which $p_f(W) = p_b(-W)$ and can be obtained from figure 3. When both $p_f(W)$ and $p_b(-W)$ are sufficiently large, their ratio satisfies Crooks' relation (4).

As can be seen on figure 9, the distribution of the work is Gaussian. As pointed out in [3], in that case we can simplify Crooks' relation. If we write the distribution of

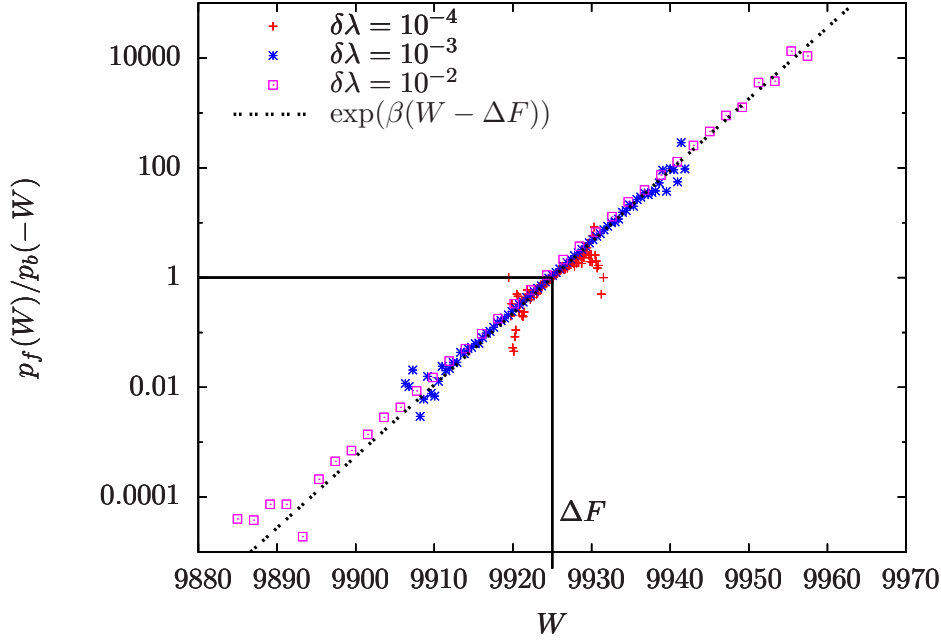


Figure 8. The ratio $p_f(W)/p_b(-W)$ as a function of W for $\mu = 10$.

the work performed during the forward and the backward process as a Gaussian

$$p_{f,b}(W) = \frac{1}{\sqrt{2\pi\sigma_{f,b}^2}} \exp\left(-\frac{(W - \overline{W}_{f,b})^2}{2\sigma_{f,b}^2}\right), \quad (32)$$

then, the ratio appearing in Crooks' relation becomes

$$\frac{p_f(W)}{p_b(-W)} = \frac{\sigma_b}{\sigma_f} \exp\left(\left(\frac{1}{2\sigma_b^2} - \frac{1}{2\sigma_f^2}\right)W^2 + \left(\frac{1}{\sigma_f^2}\overline{W}_f + \frac{1}{\sigma_b^2}\overline{W}_b\right)W + \frac{\overline{W}_b^2}{2\sigma_b^2} - \frac{\overline{W}_f^2}{2\sigma_f^2}\right), \quad (33)$$

and Crooks relation (4) can be valid only if the variances for the forward process and the backward process are equal: $\sigma_f^2 = \sigma_b^2 = \sigma^2$, so that the term in W^2 vanishes in the exponent and that the factor in front of the exponential is 1. By identification, we can express the inverse temperature β and the reversible work ΔF in terms of the means and the variance of the work distributions:

$$\beta = \frac{\overline{W}_f - (-\overline{W}_b)}{\sigma^2}, \quad (34)$$

and

$$\Delta F = \frac{\overline{W}_f + (-\overline{W}_b)}{2}. \quad (35)$$

These relations enable us to probe the validity of Crooks' relation in the Gaussian case even if the distributions for the forward process and the backward process don't overlap.

The dissipated work ($W_d = W_f - \Delta F$ for the forward process and $W_d = W_b + \Delta F$ for the backward process) is then also Gaussian, and its mean is related to its variance by

$$\overline{W}_d = \frac{\beta\sigma^2}{2}. \quad (36)$$

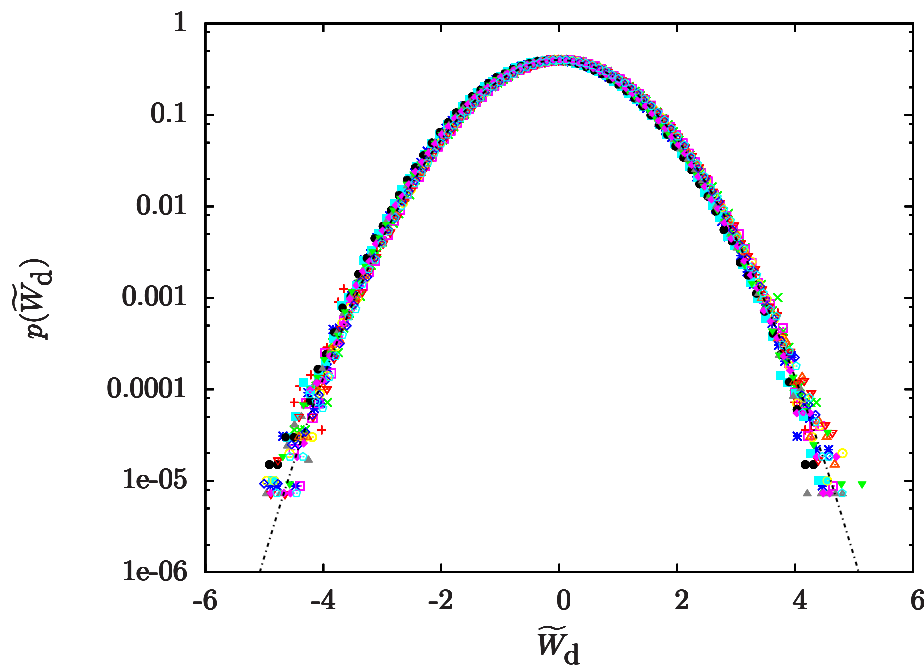


Figure 9. Distribution of $\widetilde{W}_d = W_d/\sigma - \beta\sigma/2$ for the forward process and the backward process. The data plotted come from simulations with $\mu = 10$, and $\delta\lambda = 10^{-4}$, 10^{-3} , $5 \cdot 10^{-3}$, and 10^{-2} , and for $\delta\lambda = 10^{-2}$ and $\mu = 3, 5$, and 7 . The line represents $1/\sqrt{2\pi} \exp(-\frac{1}{2}\widetilde{W}_d^2)$.

This relation can be seen as a generalization of the equilibrium fluctuation dissipation theorem. The mean dissipation is proportional to the fluctuation of the dissipation and the proportionality coefficient is the temperature, just as in the equilibrium fluctuation dissipation theorem.

As a consequence of eq. (36), the quantity

$$\widetilde{W}_d = \frac{W_d - \beta\sigma^2/2}{\sigma} \quad (37)$$

is Gaussian with zero mean and unit variance, independently of the values of $\delta\lambda$ and μ . On figure 9, we can see the distribution of \widetilde{W}_d for various values of μ and $\delta\lambda$, for the forward and for the backward process. As we can see on this figure, the distributions of \widetilde{W}_d coming from simulations performed with different values of the switching rate and of the fluctuation parameter all collapse onto a Gaussian distribution with zero mean and unit variance. From that, we can conclude that $p_f(W)$ and $p_b(-W)$ are Gaussian, that the system satisfies Crooks' relation (4) or equivalently (36), and that the temperature $k_B T = 1/\beta$ and the reversible work ΔF are correctly given by Crooks' relation or equivalently by equations (34) and (35).

4. Summary and outlook

We have presented a basic numerical experiment which permits to probe the validity of Crooks' fluctuation relation on the fluctuating lattice-Boltzmann model. We have seen

that this model fulfills Crooks' relation and that in this particular situation, Crooks' relation is considerably simplified due to the Gaussian nature of the distribution of the work W performed during the switching. This simplification enables us to probe Crooks' relation, even in situations where $p_f(W)$ and $p_b(-W)$ do not overlap significantly.

This experiment suggests that the FLBM is thermodynamically consistent. The reversible work ΔF depends only on the initial and final states, that is on $\lambda(0)$ and $\lambda(t_s)$. The mean dissipated work \overline{W}_d depends only on the switching rate $\delta\lambda$. The fluctuations σ^2 depend on the fluctuation parameter μ and on the switching rate $\delta\lambda$. Even though this model has no a priori well defined energy or free energy, one could define the free energy (up to an additive constant) using (35). However, the link between this quantity and the microdynamics of the system is still to determine.

The fluctuating lattice-Boltzmann model is a very simple model for a thermal gas. It enables us to study Crooks' fluctuation relation in a simple situation. Equation (27) suggests that the interesting quantity is $\frac{\delta W}{\delta \lambda}$. Its value during the process only depends on the instantaneous mass density distribution $\rho(\mathbf{r}, t)$. One could, for instance, study the fluctuations in $\rho(\mathbf{r}, t)$ around its mean value during the switching and compare them to the equilibrium fluctuations. More generally, this model could help identify the sources of dissipation in a finite switching-time experiment or in a non-equilibrium steady state and the link between fluctuation and dissipation in non-equilibrium situations.

References

- [1] Crooks G A. *Nonequilibrium measurements of free energy differences for microscopically revresible Markovian systems.* *J. Stat. Phys.*, **90**:1481, 1998.
- [2] Jarzynski C. *Nonequilibrium Equality for Free Energy Differences.* *Phys. Rev. Lett.* , **78**:2690, 1997.
- [3] Douache F, Ciliberto S, and Petrosyan A. *Estimate of the free energy difference in mechanical systems from work fluctuation theorems.* *J. Stat. Mech.*, page P09011, 2005.
- [4] Andrieux D, Gaspard P, Ciliberto S, Garnier N, Joubaud S, and Petrosyan A. *Thermodynamic time asymetry in non-equilibrium fluctuations.* *J. Stat. Mech.*, page P01002, 2008.
- [5] Harris R J and Schuetz G M. *Fluctuation theorems for stochastic dynamics.* *J. Stat. Mech.*, page P07020, 2007.
- [6] Succi S. *The lattice Boltzmann Equation : for Fluid Dynamics and Beyond.* Oxford New York: Oxford University Press, 2001.
- [7] Dunweg B, Schiller U, and Ladd A J C. *Statistical mechanics of the fluctuating lattice Boltzmann equation.* *Phys. Rev. E*, **76**:036704, 2007.
- [8] Dunweg B and Ladd A J C. *Lattice Boltzmann simulation of soft matter systems.* *Adv. Polymer Sci.*, **80**:221, 2009.
- [9] Dunweg B, Schiller U D, and Ladd A J C. *Progress in the Understanding of the Fluctuating Lattice Boltzmann Equation.* *Computer physics communications*, **180**:605–608, 2009.