

Driven linear modes: Analytical solutions for finite discrete systems

N. Lazarides^{1,2} and G. P. Tsironis¹

*Department of Physics, University of Crete, and Institute of Electronic Structure and Laser,
Foundation for Research and Technology-Hellas, P. O. Box 2208, 71003 Heraklion, Greece*

*²Department of Electrical Engineering, Technological Educational Institute of Crete,
P. O. Box 140, Stavromenos, 71500, Heraklion, Crete, Greece*

(Dated: February 4, 2022)

We have obtained exact analytical expressions in closed form, for the linear modes excited in finite and discrete systems that are driven by a spatially homogeneous alternating field. Those modes are extended for frequencies within the linear frequency band while they are either end-localized or end-avoided for frequencies outside the linear frequency band. The analytical solutions are resonant at particular frequencies, which compose the frequency dispersion relation of the finite system.

PACS numbers: 45.30.+s

Keywords: Linear driven modes; Tridiagonal matrix inversion; linear lattices.

Introduction.- The calculation of the linear modes which can be excited in finite and discrete systems that are driven by a spatially homogeneous alternating (AC) field is of great interest. That problem arises in the low-amplitude limit of several model equations of physical systems, which are comprised of elements that are either directly or indirectly coupled (i.e., the so called magnetoinductive systems). In that limit, it is a common practice to omit the nonlinear terms ending up with a linear non-autonomous system of equations that accept linear wave solutions called in the following driven linear modes (DLM). Such a linearized problem may arise, for example, from the AC driven Frenkel-Kontorova model¹⁻³, which has been widely used to model rf-driven parallel arrays of Josephson junctions (JJs)⁴⁻⁶, or from more general models of AC driven anharmonic lattices with realistic potentials^{7,8}. It may also arise from models of inductively coupled AC driven rf-SQUID arrays⁹⁻¹¹, from models of inductively coupled intrinsic Josephson junctions supplied by AC current¹²⁻¹⁵, and also from nonlinear magnetic metamaterial models that are comprised of split-ring resonators placed in an AC magnetic field¹⁶⁻¹⁸. In the latter case, those linear waves are known as (linear) magnetoinductive waves^{19,20}, and they have phonon-like dispersion curves²¹ and many prospects for device applications²²⁻²⁴. In the present work we present analytical solutions that we have obtained for DLMs in finite and discrete systems, with frequencies either in the linear wave band (LWB) obtained in the usual way, or outside that band. We find that the former ones are extended modes as it is expected, while the latter ones are either end-localized or end-avoided modes. The results are illustrated using as a paradigmatic example the driven FK chain², which in a standard normalization form reads

$$\ddot{q}_i + \alpha \dot{q}_i + \frac{1}{2\pi} \sin(2\pi q_i) = C(q_{i-1} - 2q_i + q_{i+1}) + f_{ac} \sin(\omega t), \quad (1)$$

where q_i is the i th 'coordinate' whose interpretations depends on the particular system to which Eq. (1) is related, α is the loss coefficient, C is the coupling constant, f_{ac} is the amplitude of the sinusoidal driver with

frequency ω , and $i = 1, \dots, N$, with N being the total number of elements in the chain.

The linearized problem.- Linearization of Eq. (1) gives

$$\ddot{q}_i + q_i = C(q_{i-1} - 2q_i + q_{i+1}) + f_{ac} \sin(\omega t), \quad (2)$$

where the losses have been omitted for simplicity. The earlier equation accepts solutions of the form $q_i(t) = Q_i \sin(\omega t)$, where Q_i is the time-independent mode amplitude at site i . By substitution of $q_i(t)$ into Eq. (2) we obtain a system of stationary equations

$$s Q_{i-1} + Q_i + s Q_{i+1} = \kappa \quad (3)$$

where s and κ are real parameters given by

$$s = \frac{C}{\omega^2 - (1 + 2C)}, \quad \kappa = \frac{f_{ac}}{(1 + 2C) - \omega^2}. \quad (4)$$

In general, s and κ depend on the parameters of the particular model. Since we consider finite systems, Eq. (3) should be implemented with open-ended boundary conditions, i.e., $Q_0 = Q_{N+1} = 0$, to account for the termination of the structure at both ends. The formal solution of Eq. (3) can be written as

$$\mathbf{Q} = \kappa \hat{\mathbf{S}}^{-1} \mathbf{1}, \quad (5)$$

where \mathbf{Q} and $\mathbf{1}$ are N -dimensional vectors with components Q_i and 1, respectively, and $\hat{\mathbf{S}}^{-1}$ is the inverse of the $N \times N$ coupling matrix $\hat{\mathbf{S}}$. The latter is a real, symmetric tridiagonal matrix that has diagonal elements equal to unity, while all the other non-zero elements are equal to s . The need to find the inverse of tridiagonal matrices like $\hat{\mathbf{S}}$ arises in many scientific and engineering applications. Recently, Huang and McColl²⁶ related the inversion of a general triagonal matrix to second order linear recurrences, and they provided a set of very simple analytical formulae for the elements of the inverse matrix. Those formulae lead immediately to closed forms for certain, relatively simple triagonal matrices, like $\hat{\mathbf{S}}$.

Analytical solutions.- Following Huang and McColl²⁶ we can show that the elements of $\hat{\mathbf{S}}^{-1}$ are given by ($i \geq j$)

$$(\hat{\mathbf{S}}^{-1})_{ij} = \mu \frac{\sinh(j\theta) \sinh[(N - i + 1)\theta]}{\sinh \theta \sinh[(N + 1)\theta]}, \quad (6)$$

for $-1/2 < s < 1/2$, where

$$\mu = \frac{1}{|s|} \left(-\frac{|s|}{s} \right)^{(i-j)}, \quad \theta = \ln \frac{1 + \sqrt{1 - (2s)^2}}{2|s|}, \quad (7)$$

and

$$(\hat{\mathbf{S}}^{-1})_{ij} = \mu \frac{\sin(j\theta') \sin[(N-i+1)\theta']}{\sin\theta' \sin[(N+1)\theta']}, \quad (8)$$

for $s > 1/2$ or $s < -1/2$, where

$$\mu = \frac{1}{|s|} \left(-\frac{|s|}{s} \right)^{(i-j)}, \quad \theta' = \cos^{-1} \left(\frac{1}{2|s|} \right). \quad (9)$$

The elements of $\hat{\mathbf{S}}^{-1}$ for $i < j$ are given by the same expressions as in Eqs. (6) and (10) by simply interchanging the indices i and j (due to the symmetry). Although the above expressions are valid for any N , in the following we assume that N is even.

For obtaining the solution \mathbf{Q} , we first write Eq. (3) as

$$Q_i = \kappa \sum_{j=1}^N (\hat{\mathbf{S}}^{-1})_{ij}. \quad (10)$$

It turns out that the sum in the right-hand-side of the earlier equation can be calculated in closed form, using in an appropriate way the summation formulae²⁷

$$\sum_{j=1}^{N-1} \sinh(jy) = \sinh\left(\frac{N-1}{2}y\right) \frac{\sinh\left(\frac{N}{2}y\right)}{\sinh\frac{y}{2}} \quad (11)$$

$$\sum_{j=1}^{N-1} \cosh(jy) = \cosh\left(\frac{N-1}{2}y\right) \frac{\sinh\left(\frac{N}{2}y\right)}{\sinh\frac{y}{2}} - 1, \quad (12)$$

for $-1/2 < s < +1/2$, and the formulae²⁷

$$\sum_{j=1}^N \sin(jy) = \sin\left(\frac{N+1}{2}y\right) \frac{\sinh\left(\frac{N}{2}y\right)}{\sinh\frac{y}{2}} \quad (13)$$

$$\sum_{j=1}^N \cosh(jy) = \cos\left(\frac{N+1}{2}y\right) \frac{\sinh\left(\frac{N}{2}y\right)}{\sinh\frac{y}{2}}, \quad (14)$$

for $s > 1/2$ or $s < -1/2$. Then, using several identities for hyperbolic and trigonometric functions, we arrive, after long and tedious calculations to the solution

$$Q_{i=odd} = \frac{\kappa}{2|s|D_H^+} \cosh\left(\frac{i\theta}{2}\right) \sinh\left(\frac{N-i+1}{2}\theta\right) \quad (15)$$

$$Q_{i=even} = \frac{\kappa}{2|s|D_H^+} \sinh\left(\frac{i\theta}{2}\right) \cosh\left(\frac{N-i+1}{2}\theta\right), \quad (16)$$

where

$$D_H^+ = \cosh^2\left(\frac{\theta}{2}\right) \sinh\left(\frac{N+1}{2}\theta\right), \quad (17)$$

for $0 < s < +1/2$,

$$Q_i = \frac{\kappa}{2|s|D_H^-} \sinh\left(\frac{i\theta}{2}\right) \sinh\left(\frac{N-i+1}{2}\theta\right), \quad (18)$$

where

$$D_H^- = \sinh^2\left(\frac{\theta}{2}\right) \cosh\left(\frac{N+1}{2}\theta\right), \quad (19)$$

for $-1/2 < s < 0$,

$$Q_{i=odd} = \frac{\kappa}{2|s|D_T^+} \cos\left(\frac{i\theta'}{2}\right) \sin\left(\frac{N-i+1}{2}\theta'\right) \quad (20)$$

$$Q_{i=even} = \frac{\kappa}{2|s|D_T^+} \sin\left(\frac{i\theta'}{2}\right) \cos\left(\frac{N-i+1}{2}\theta'\right), \quad (21)$$

where

$$D_T^+ = \cos^2\left(\frac{\theta'}{2}\right) \sin\left(\frac{N+1}{2}\theta'\right), \quad (22)$$

for $s > +1/2$, and

$$Q_i = \frac{\kappa}{2|s|D_T^-} \sin\left(\frac{i\theta'}{2}\right) \sin\left(\frac{N-i+1}{2}\theta'\right), \quad (23)$$

where

$$D_T^- = \sin^2\left(\frac{\theta'}{2}\right) \cos\left(\frac{N+1}{2}\theta'\right), \quad (24)$$

for $s < -1/2$.

The case where $s = \pm 1/2$ should be treated separately. However, the solution of Eqs. (3) for that specific value of the coupling parameter can be obtained by calculating the limit $s \rightarrow 1/2$ of the expressions Eqs. (15)-(16) and Eqs. (20)-(21) (for $s = +1/2$). We find that the limits of those expressions are the the same, so that $Q_i(s = 1/2)$ is given by

$$Q_{i=odd} = \kappa \frac{N-i+1}{N+1}, \quad (25)$$

$$Q_{i=even} = \kappa \frac{i}{N+1}. \quad (26)$$

In the same way, by calculating the limit $s \rightarrow -1/2$ of the expressions Eq. (18) and Eq. (23) (for $s = -1/2$) gives for the $Q_i(s = -1/2)$ the expression

$$Q_i = \kappa i (N-i+1). \quad (27)$$

At this point we have given the solutions of Eqs. (3) for all real values of the coupling parameter s .

Illustrative examples and discussion.- For illustration we show in Figs. 1 and 2 (for $s > 0$ and $s < 0$, respectively) plots of Q_i as a function of i for an FK chain with $N = 50$, $C = 0.5$, $f_{ac} = 0.02$, and several frequencies. We should note that those results were checked numerically. The linear dispersion relation (LDR) for Eq. (2) is²

$$\omega = \sqrt{1 + 4C \sin^2(k/2)}, \quad (28)$$

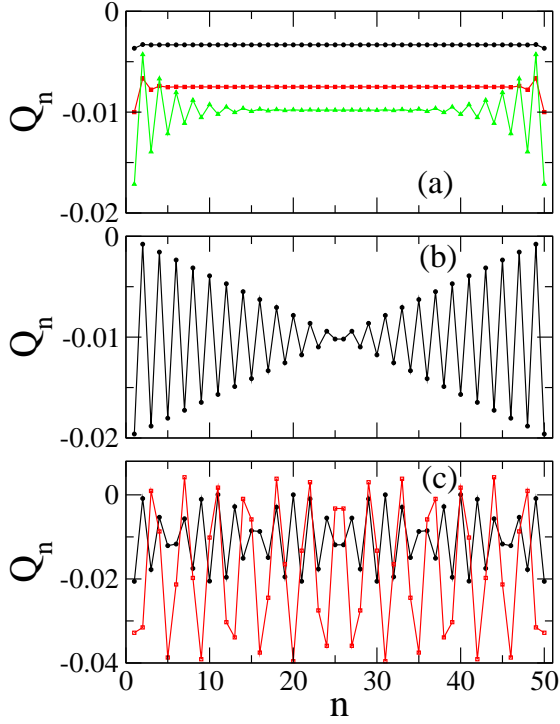


FIG. 1: (color online) Driven linear modes for the finite Frenkel-Kontorova chain for $C = 0.5$, $f_{ac} = 0.02$, $N = 50$, and $s > 0$. The continuous lines serve as a guide to the eye. (a) End-localized modes for $\omega = 2.646$ ($s = 0.1$, $\kappa = -0.004$; black circles), $\omega = 1.915$ ($s = 0.3$, $\kappa = -0.012$; red squares), $\omega = 1.744$ ($s = 0.48$, $\kappa = -0.0192$; green triangles). (b) Special case of $\omega = \omega_{max}$ ($s = +0.5$, $\kappa = -0.02$). (c) Extended modes for $\omega = 1.717$ ($s = 0.52589$, $\kappa = -0.021$; black circles), $\omega = 1.459$ ($s = 3.8781$, $\kappa = -0.0155$; red squares).

where k is the normalized wavenumber. The extends from $\omega_{min} = 1$ to $\omega_{max} = \sqrt{1+4C}$, having gaps below and above ω_{min} and ω_{max} , respectively. It is easy to see that the frequencies within the LWB correspond to either $s < -1/2$ or $s > +1/2$, for $\omega_{min} < \omega < \omega_s$ and $\omega_s < \omega < \omega_{max}$, respectively, where $\omega_s = \sqrt{1+2C}$. Several DLMs are shown in Figs. 1a, 1b, and 1c, corresponding to $0 < s < +1/2$, $s = +1/2$ and $s > +1/2$, respectively. We observe that the modes in Fig. 1a, with frequencies above the LWB, exhibit weak localization at the end-points of the chain. The mode shown in Fig. 1b correspond to frequency $\omega = \omega_{max}$, exactly on the upper bound of the LWB, while those shown in Fig. 1c are extended stationary solutions, with frequencies in the LWB. The DLMs shown in Figs. 2a, 2b, and 2c, correspond to $0 > s > -1/2$, $s = -1/2$ and $s < -1/2$, respectively. The modes shown in Fig. 2a, with frequencies below the LWB, exhibit end-avoidance. The mode shown in Fig. 2b correspond to frequency $\omega = \omega_{min}$, exactly on the lower bound of the LWB, while those shown in Fig. 2c are extended stationary solutions. From Figs. 1 and 2 we observe that the amplitude of the DLMs with frequencies in the LWB increases with decreasing frequency.

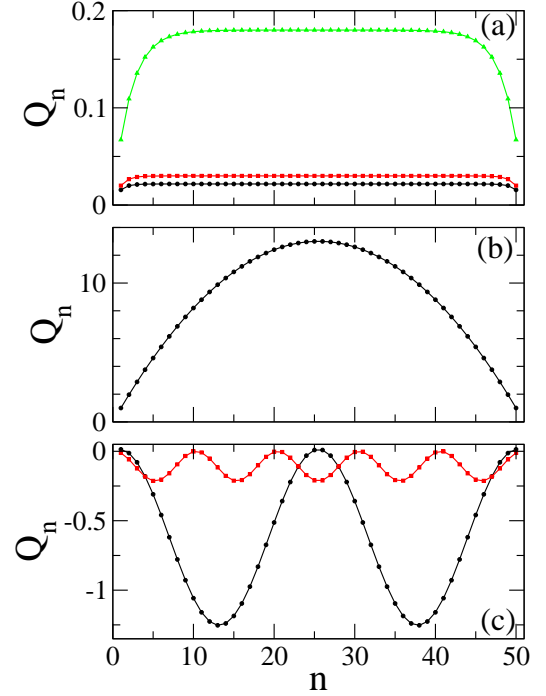


FIG. 2: (color online) Driven linear modes for the finite Frenkel-Kontorova chain for $C = 0.5$, $f_{ac} = 0.02$, $N = 50$, and $s < 0$. The continuous lines serve as a guide to the eye. (a) End-avoided modes for $\omega = 0.2773$ ($s = -0.26$, $\kappa = 0.0104$; black circles), $\omega = 0.5774$ ($s = -0.3$, $\kappa = 0.012$; red squares), $\omega = 0.9428$ ($s = -0.45$, $\kappa = 0.018$; green triangles). (b) Special case of $\omega = \omega_{min}$ ($s = -0.5$, $\kappa = 0.02$). (c) Extended modes for $\omega = 1.016$ ($s = -0.51668$, $\kappa = -0.02067$; black circles), $\omega = 1.089$ ($s = -0.61493$, $\kappa = -0.02457$; red squares).

Frequency dispersion and concluding remarks.- Note that those amplitudes are determined uniquely from the parameters of the system. Even though we have chosen a rather weak driving amplitude f_{ac} , the DLMs close to the lower bound of the LWB attain rather large amplitude (> 1 in some cases in normalized units). Moreover, from the analytical solutions we infer that the DLMs are resonant for particular values of frequencies in the LWB. The frequencies of those resonances can be obtained by zeroing the denominators of the solutions for the DLMs in the Eqs. (17), (19), (22), and (24). Specifically, by zeroing the denominators D_T^+ and D_T^- , for $s > +1/2$ and $s < -1/2$, respectively, we get for the resonant values of s the relations

$$s_m^R = \left\{ 2 \cos \left(\frac{2m\pi}{n+1} \right) \right\}^{-1}, \quad (29)$$

for $s > +1/2$, where the integer $0 < m < (n+1)/4$, while

$$s_m^R = \left\{ -2 \cos \left(\frac{(2m+1)\pi}{n+1} \right) \right\}^{-1}, \quad (30)$$

for $s < -1/2$, where the integer $0 \leq m < (n-1)/4$. The total number of resonances, which provide the frequency

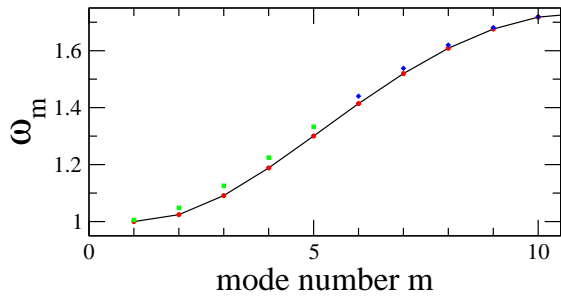


FIG. 3: (color online) Frequency dispersion (eigen-frequencies vs. mode number m) for the finite Frenkel-Kontorova chain with $N = 20$, and $C = 0.5$. The black curve gives the frequency dispersion for the infinite system while the red circles correspond to the eigen-frequencies of the periodic system with $N = 20$. The green squares and the blue rhombii are the eigen-frequencies of the finite system with open-ended boundary conditions for m even and odd, respectively.

dispersion for a finite chain, are $n/2$. The corresponding resonance frequencies ω_m are obtained from the first of Eqs. (4), as

$$\omega_m = \sqrt{\omega_s^2 + (C/s_m^R)}, \quad (31)$$

with s_m^R given by either by Eq. (29) (for $s > +1/2$) or by Eq. (30) (for $s < -1/2$). Since we ignored the loss term in Eq. (2), the mode amplitudes go to infinity at the resonant frequencies. We should note that both in Figs.

1c and 2c, the values of ω were chosen in between two neighboring resonances. If losses were taken into account, the mode amplitudes would still reach considerably high values, even for very weak driver. That example questions the validity of any linear approximation for DLMs at some part of the LWB, which for the particular model lies between ω_s and ω_{min} . That situation get worse and worse as the lower bound is approached, and the large amplitude modes are expected to become modulationally unstable for moderately high driving amplitudes.

We have presented analytical solutions in closed form for the DLMs in finite and discrete systems whose elements are coupled with their nearest neighbors. It should be stressed that these solutions are generally valid for any such system with the appropriate forms s and κ on its parameters. The presented examples, using the driven FK model show that the DLMs are extended for frequencies in the LWB and end-localized (end-avoided) for frequencies above (below) the LWB. Those particular features of DLMs are due to the choice of the open-ended boundary conditions, which modifies the local potential that an element feels close to the end-points. The resonance frequencies ω_m , obtained from Eq. (31) for all relevant values of m , provide the frequency dispersion for the finite chain, which differs slightly from that of the periodic system (Fig. 3). The difference increases with decreasing number of elements. Preliminary calculations show that the localized states shown here are stable and, moreover, they may evolve into dissipative surface states when the nonlinearity sets in and the losses are included²⁵.

-
- ¹ L. L. Bonilla and B. A. Malomed, Phys. Rev. B **43**, 11539 (1991).
 - ² L. M. Floría and J. J. Mazo, Adv. Phys. **45**, 505 (1996).
 - ³ O. M. Braun and Yu. S. Kivshar, Phys. Rep. **306**, 1 (1998).
 - ⁴ J. J. Mazo and T. P. Orlando, Chaos **13**, 733 (2003).
 - ⁵ D. Zueco, P. J. Martínez, L. M. Floría, and F. Falo, Phys. Rev. E **71**, 036613 (2005).
 - ⁶ F. Falo, P. J. Martínez, J. J. Mazo, T. P. Orlando, K. Segall, and E. Trías, Appl. Phys. A **75**, 263 (2002).
 - ⁷ T. Rössler and J. B. Page, Phys. Lett. A **204**, 418 (1995).
 - ⁸ T. Rössler and J. B. Page, Physica B **219-220**, 387 (1996).
 - ⁹ N. Lazarides, and G. P. Tsironis, Appl. Phys. Lett. **90**, 163501 (2007).
 - ¹⁰ N. Lazarides, G. P. Tsironis, and M. Eleftheriou, Nonlin. Phen. Compl. Syst. **11**, 250 (2008).
 - ¹¹ G. P. Tsironis, N. Lazarides, and M. Eleftheriou, PIRS Online **5**, 26 (2009).
 - ¹² S. Sakai, P. Bodin, and N. F. Pedersen, J. Appl. Phys. **73**, 2411 (1993).
 - ¹³ N. F. Pedersen and S. Sakai, Phys. Rev. B **58**, 2820 (1998).
 - ¹⁴ N. F. Pedersen and S. Madsen, IEEE Trans. on Appl. Supercond. **15**, 948 (2005).
 - ¹⁵ S. Madsen and N. F. Pedersen, Phys. Rev. B **72**, 134523 (2005).
 - ¹⁶ N. Lazarides, M. Eleftheriou, and G. P. Tsironis, Phys. Rev. Lett. **97**, 157406 (2006).
 - ¹⁷ I. Kourakis, N. Lazarides, and G. P. Tsironis, Phys. Rev. E **75**, 067601 (2007).
 - ¹⁸ M. Eleftheriou, N. Lazarides, and G. P. Tsironis, Phys. Rev. E **77**, 036608 (2008).
 - ¹⁹ E. Shamonina, V. A. Kalinin, K. H. Ringhofer, and L. Solymar, J. Appl. Phys. **92**, 6252 (2002).
 - ²⁰ E. Shamonina, Phys. Stat. Sol. (B) **245**, 1471 (2008).
 - ²¹ O. Sydoruk, O. Zhuromskyy, E. Shamonina, and L. Solymar, Appl. Phys. Lett. **87**, 072501 (2005).
 - ²² R. R. A. Syms, E. Shamonina, and L. Solymar, IEE Proc.-Microw. Antennas Propag. **153**, 111 (2006).
 - ²³ E. Shamonina and L. Solymar, J. Phys. D **37**, 362 (2004).
 - ²⁴ R. R. A. Syms, I. R. Young, and L. Solymar, J. Phys. D **39**, 3945 (2006).
 - ²⁵ N. Lazarides, G. P. Tsironis, and Yu. S. Kivshar, Phys. Rev. E **77**, 065601(R) (2008).
 - ²⁶ Y. Huang and W. F. McColl, J. Phys. A: Math. Gen. **30**, 7919 (1997).
 - ²⁷ I. S. Gradshteyn and I. M. Ryzhik, *Tables of Integrals, Series, and Products* (Academic Press, New York, 1994).
 - ²⁸ I. V. Shadrivov, A. A. Zharov, N. A. Zharova, and Y. S. Kivshar, Photonics Nanostruct. Fundam. Appl. **4**, 69 (2006).