

Continuous quantum phase transition between an antiferromagnet and a valence-bond-solid in two dimensions; evidence for logarithmic corrections to scaling

Anders W. Sandvik

Department of Physics, Boston University, 590 Commonwealth Avenue, Boston, Massachusetts 02215

(Dated: February 14, 2022)

The antiferromagnetic to valence-bond-solid phase transition in the two-dimensional J-Q model (an $S = 1/2$ Heisenberg model with four-spin interactions) is studied using large-scale quantum Monte Carlo simulations. The results support a continuous transition of the ground state, in agreement with the theory of “deconfined” quantum criticality. There are, however, large corrections to scaling, of logarithmic or very slowly decaying power-law form, which had not been anticipated. This suggests that either the $SU(N)$ symmetric noncompact CP^{N-1} field theory for deconfined quantum criticality has to be revised, or that the theory for $N = 2$ (as in the system studied here) differs significantly from $N \rightarrow \infty$ (where the field theory is analytically tractable).

PACS numbers: 75.10.Jm, 75.10.Nr, 75.40.Mg, 75.40.Cx

Valence-bond solid (VBS) states of two-dimensional (2D) quantum spin systems have been studied for more than two decades [1] and have recently come into renewed focus with the theory of “deconfined” quantum criticality (DQC) [2, 3], which describes the transition between an antiferromagnetic (AF) and a VBS ground state in terms of deconfinement of spinons. In addition to the interest in such AF–VBS transitions in condensed matter physics, there are also intriguing connections to deconfinement in gauge theories in particle physics [4]. To test the validity of the DQC scenario, and to obtain quantitative results for, e.g., predicted unusual critical exponents, unbiased numerical studies of quantum spin hamiltonians with AF–VBS transitions are necessary.

The “J-Q” model was introduced recently [5] as an $SU(2)$ symmetric spin system realizing the 2D AF–VBS transition, following earlier work on related $U(1)$ symmetric models [6, 7]. It combines the standard Heisenberg antiferromagnet with four-spin interactions, which lead to local correlated bond singlets (valence bonds) and reduce the amplitudes of the longer valence bonds required [8] in an AF state. The J-Q model is free from “sign problems” [9], which prohibit quantum Monte Carlo (QMC) studies of frustrated spin systems such as the J_1 – J_2 Heisenberg model [10], on which much of the past computational (exact diagonalization) research on VBS states was focused. While series expansions [11] around various candidate states can give some insights, QMC methods [12], when applicable, are the only unbiased tools for studying 2D quantum phase transitions (in contrast to one dimension, where the density-matrix-renormalization-group method [13] is applicable) [14]. Being sign problem free, the J-Q model (and generalizations of it [15]) have opened up new avenues for exploring magnetically quantum-disordered states and quantum phase transitions.

In this *Letter*, a large-scale, high-precision QMC study of the AF–VBS transition in the J-Q model is presented in order to further test the DQC theory, and to settle

discrepancies between previous studies [5, 16, 17]. The main point of contention is the order of the transition. In the DQC theory, it was argued that AF–VBS transitions are generically continuous [2] and that the critical point for $SU(N)$ spins corresponds to a non-compact (NC) CP^{N-1} field theory [3]. This is at odds with the long-standing Landau-Ginzburg paradigm, where a direct transition between two states breaking unrelated symmetries should be first-order (except at fine-tuned multi-critical points). Ground state [5, 15] and finite-temperature [16] QMC studies of the J-Q model show scaling behavior in good agreement with the DQC theory, including a dynamic exponent $z = 1$, a rather large anomalous dimension $\eta_{\text{spin}} \approx 0.35$, and an emergent $U(1)$ symmetry in the VBS phase (which in the theory is associated with spinon deconfinement). On the other hand, a QMC finite-size analysis by Jiang *et al.* would, if correct, require a first-order transition [17]. A weakly first-order AF–VBS scenario has been elaborated by Kuklov *et al.* [18, 19], based on results for a lattice model claimed to realize the NCCP¹ action, but other studies of the action have reached different conclusions [3].

Here it will be shown that the claimed first-order signals in the study by Jiang *et al.* [17] can be attributed to over-interpretations of QMC data affected by significant systematical and statistical errors. The results to be presented below were obtained with the stochastic series expansion (SSE) method [20, 21], which is a finite-temperature QMC method free from systematical errors. There are no indications of a first-order transition, even in systems of space-time volume 20 times larger than in [17]. However, the data are now of high enough quality to detect *logarithmically weak deviations* from the scaling forms expected at a $z = 1$ critical point. Logarithmic corrections are well known consequences of marginal operators at criticality, which, although they have not been predicted theoretically in this case (in large- N treatments of the NCCP ^{$N-1$} theories [2, 22, 23]), cannot *a priori* be ruled out for $N = 2$. A first-order transition would lead

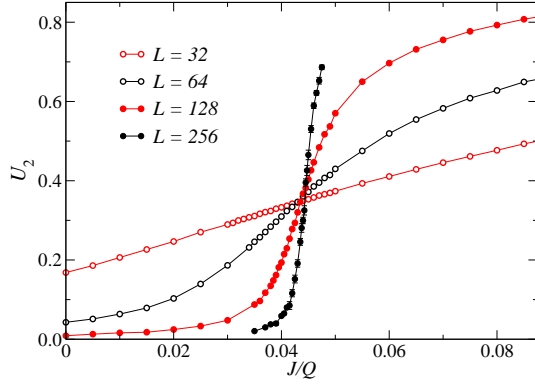


FIG. 1: (Color online) Binder cumulant for the sublattice magnetization as function of the coupling ratio for different system sizes at inverse temperature $\beta = L$.

to much more dramatic deviations from $z = 1$.

Turning now to a quantitative discussion of the calculations, the J-Q hamiltonian [5] can be written as

$$H = -J \sum_{\langle ij \rangle} C_{ij} - Q \sum_{\langle ijkl \rangle} C_{ij} C_{kl}, \quad (1)$$

where C_{ij} is a bond-singlet projector for $S = 1/2$ spins; $C_{ij} = 1/4 - \mathbf{S}_i \cdot \mathbf{S}_j$. In the J term ij are nearest neighbors on the square lattice, while ij and kl in the Q term are on opposite edges of a 2×2 plaquette. Lattices of $N = L^2$ spins with periodic boundaries are used. Assuming $z = 1$ (based on previous work [5, 16]), the inverse temperature $\beta = Q/T$ is taken proportional to L for finite-size scaling; $\beta = L$ and $\beta = L/4$ will be considered for L up to 256. Calculations for $T/Q \geq 0.035$ are also carried out for systems sufficiently large, up to $L = 512$, to give results in the thermodynamic limit.

The focus here will be on magnetic properties. The staggered magnetization m_s is computed along the z (quantization) axis. To extract the critical coupling ratio $(J/Q)_c$, and to address the issue of a possible first-order transition, consider first the Binder cumulant [24],

$$U_2 = \frac{5}{2} \left(1 - \frac{1}{3} \frac{\langle m_{sz}^4 \rangle}{\langle m_{sz}^2 \rangle^2} \right), \quad (2)$$

which is defined so that $U_2 \rightarrow 0$ and $U_2 \rightarrow 1$ in an AF disordered and ordered state, respectively, when $L \rightarrow \infty$ (stemming from a Gaussian distribution of $|\vec{m}_s|$ around $|\vec{m}_s| = 0$ and a δ -function at $|\vec{m}_s| > 0$, respectively). The factors in (2) correspond to m_{sz} being one component of a three-dimensional vector \vec{m}_s . At a continuous transition, curves of U_2 versus J/Q for different system sizes should intersect at the critical coupling, where normally $0 < U_2 < 1$ [24]. At a first-order transition, on the other hand, $U_2 \rightarrow -\infty$ when $L \rightarrow \infty$ [24], following from a distribution with peaks at both $|\vec{m}_s| > 0$ and $|\vec{m}_s| = 0$ when the ordered and disordered phases coexist (with weight transferring rapidly between the peaks as the transition is crossed for large finite L). It should be noted that U_2

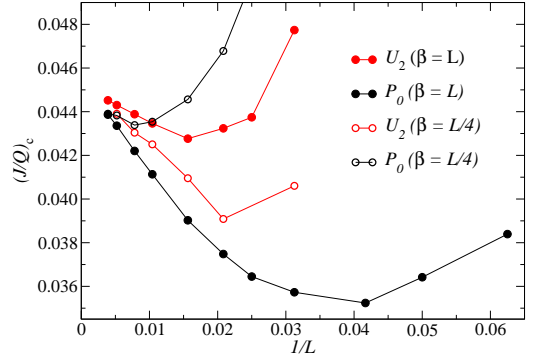


FIG. 2: (Color online) Critical couplings extracted from the crossing of $U_2(L)$ and $U_2(L/2)$ and from the winding number criterion $P_0 = 1/2$ in systems with $\beta = L$ and $L/4$.

can be negative also at a continuous transition [24, 25]—only a divergence signals a first-order transition.

As seen in Fig. 1, in the J-Q model there are no signs of U_2 becoming negative. The curves intersect at a point which moves very slowly toward larger J/Q with increasing system size. The critical coupling for $L \rightarrow \infty$ can be extracted by extrapolating the crossing points for systems of size L and $L/2$, as shown in Fig. 2.

Fig. 2 also shows results for the size-dependent critical coupling suggested by Kuklov *et al.* [18] and used by Jiang *et al.* [17]. It is based on the winding numbers,

$$W_a = \frac{1}{L} \sum_{p=1}^n J_a(p), \quad (3)$$

where $J_a(p)$, $a = x, y$, is the spin current in lattice direction a at location p in an SSE configuration containing n operators [20]. In the case of the J-Q model, these currents take the values $J_a(p) \in \{0, \pm 1, \pm 2\}$. The “temporal” winding number is essentially the magnetization;

$$W_\tau = 2M_z, \quad M_z = \sum_{i=1}^N S_i^z. \quad (4)$$

The squared winding numbers are related to two important thermodynamic quantities; the spin stiffness,

$$\rho_s = \frac{1}{2\beta} (\langle W_x^2 \rangle + \langle W_y^2 \rangle), \quad (5)$$

and the uniform magnetic susceptibility,

$$\chi = \frac{\beta}{N} \langle M_z^2 \rangle = \frac{\beta}{4N} \langle W_\tau^2 \rangle. \quad (6)$$

For $L \rightarrow \infty$ and $T \rightarrow 0$, in a magnetically disordered (here VBS) phase $\rho_s \rightarrow 0$ and $\chi \rightarrow 0$, while in the AF phase $\rho_s > 0$ and $\chi > 0$. A possible definition of the transition point (for finite L and β) is the coupling at which the probability P_0 of all the winding numbers being zero is $1/2$ (or any fixed fraction) [18]. Fig. 2 shows results obtained by interpolating P_0 for several J/Q values. They extrapolate to the same $(J/Q)_c \approx 0.0445$ as

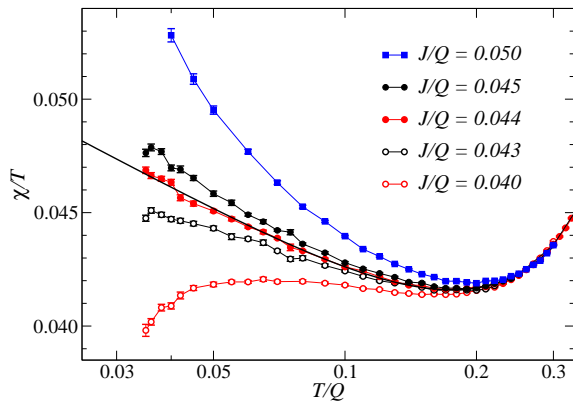


FIG. 3: (Color online) The uniform susceptibility divided by the temperature in the neighborhood of the critical point. The solid curve is of the form $\chi/T = a + b \ln(Q/T) + cT^2$.

the Binder cumulant crossings, but the corrections are larger. Note also that the size dependence varies significantly with the aspect ratio β/L . The results do not agree well with those of Jiang *et al.* [17], although ρ_s and χ agree reasonably well for the system sizes available for comparisons. It is possible that P_0 is more sensitive to the Trotter approximation used in [17]. Note also the non-monotonic size dependence in Fig. 2. An $\ln(L)/L^3$ convergence of $(J/Q)_c$ was cited in [17] as a sign of a first-order transition. The data fits were, however, based on only three system sizes. The behavior for larger lattices is clearly different.

The $L \rightarrow \infty$ critical value $(J/Q)_c \approx 0.044$ is marginally higher than in previous studies. In particular, fitting the expected $z = 1$ form $\chi \sim T$ of the susceptibility at $T > 0$ ($L \rightarrow \infty$), Melko and Kaul found $(J/Q)_c \approx 0.038$. At higher J/Q they found $\chi = a + bT$, as expected in the AF phase. Fig. 3 shows χ/T down to temperatures less than half of the lowest T considered in [16]. At $J/Q = 0.04$, while χ/T is roughly T -independent for $0.05 \lesssim T/Q \lesssim 0.2$, there is a drop at lower T , consistent with a spin-gapped phase. Close to the critical point there is no pure $\chi \propto T$ dependence at low T ; instead the data exhibit a slow divergence, $\chi/T \approx a + b \ln(Q/T)$. The fanning-out of the data suggests that the logarithmic form is a critical separatrix between the expected $T \rightarrow 0$ behaviors in the VBS and AF phases.

Another indication of logarithmic corrections comes from the total squared winding number,

$$\langle W^2 \rangle = \langle W_x^2 \rangle + \langle W_y^2 \rangle + \langle W_z^2 \rangle = 2\beta\rho_s + \frac{4N}{\beta}\chi, \quad (7)$$

for which Jiang *et al.* claimed an asymptotic linear divergence at the transition [17], as would be expected when AF and VBS phases coexist at a first-order transition. Fig. 4 shows the results of the present study. While $\langle W^2 \rangle$ indeed grows with L , it does so very slowly, consistent with a logarithmic divergence. There is no plateau followed by a linear divergence—that conclusion [17] seems

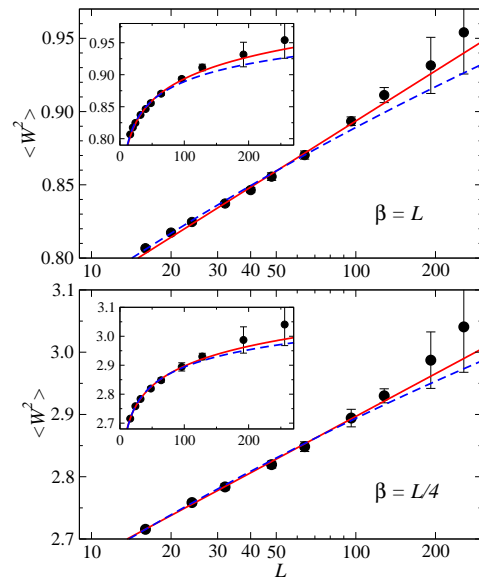


FIG. 4: (Color online) Size dependence of the total winding number at the $P_0(L) = 1/2$ point for $\beta/L = 1$ and $1/4$. The data are shown on log-lin (main panels) and lin-lin scales (insets). The solid and dashed curves are fits to forms $a + b \ln(L)$ and $c - dL^{-0.1}$, respectively.

to be based on an over-interpretation of noisy data.

In principle, it is not possible to distinguish between a logarithm and a conventional scaling correction $\sim L^{-\omega}$ with a very small $\omega > 0$. Fig. 4 shows fits with $\omega = 0.1$ along with the logarithmic form—when $\omega \rightarrow 0$ the two forms coincide exactly. This comparison shows that if the corrections are conventional, then $\omega \lesssim 0.1$. This is true also for the uniform susceptibility (Fig. 3).

Consider now the stiffness [not combined with χ as in (7)]. At a conventional $z = 1$ critical point $\rho_s \sim 1/L$. In the present case the drift in crossing points of $\rho_s L$ curves for different L is larger than what is normally [26] expected, but can be compensated by a logarithm, $\rho_s L / \ln(L/L_0)$, as shown in Fig. 5. For $L \geq 48$ the curves intersect at a point, giving $(J/Q)_c = 0.0447 \pm 0.002$, in agreement with all the other results discussed above. Scaling fits away from the critical point give a correlation length exponent $\nu \approx 0.6$, but this is without considering possible corrections also to the conventional $L^{1/\nu}$ scaling. It is difficult to include logarithmic corrections in quantities where the leading exponent is not known, in contrast to ρ_s and χ where $z = 1$ governs the leading behavior.

The conclusion of this study is that the AF-VBS transition in the J-Q model is continuous, but with significant corrections to the $z = 1$ scaling that have not been discussed previously. The corrections appear to be logarithmic, although conventional scaling corrections $\sim L^{-\omega}$ with $\omega < 0.1$ cannot be ruled out based on the numerical data alone. Regarding the possibility of a very weakly first-order transition, it should be noted that rigorous proofs of continuous phase transitions are only available for a small number of exactly solvable models, yet accu-

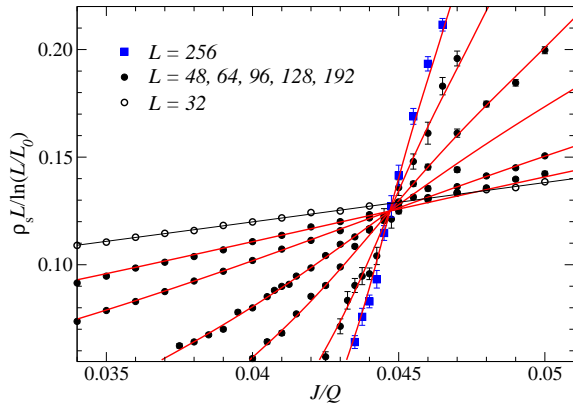


FIG. 5: (Color online) Scaling of the spin stiffness with a log-correction ($L_0 = 0.9$) for $\beta = L$ systems. The curves show a fit to a common polynomial $f[(J - J_c)L^{1/\nu}]$ with $J_c/Q = 0.0447$ and $\nu = 0.59$ (not including the $L = 32$ data).

mulated numerical evidence of scaling (and experiments on natural systems), along with non-rigorous analytical calculations, have established a consensus that critical points are ubiquitous. The system volumes βL^2 used here for the J-Q model are similar to those in contemporary classical Monte Carlo simulations [27]. In the absence of any concrete signals of first-order behavior, the transition must therefore be regarded as continuous.

The scaling corrections will hopefully stimulate further field-theoretical work to explain them. Scaling anomalies that could be logarithmic have been seen in Monte Carlo studies of the NCCP¹ action [3], but it has also been claimed that this action always leads to a first-order transition [19] (in which case a different field-theory for the J-Q model would have to be found). Marginal operators leading to logarithms appear in systems at their upper critical dimension, but this is not applicable here. Logarithmic corrections have been previously found in gauge field theories with fermions [28]. On the other hand, conventional power-law corrections due to irrelevant operators are always expected, but here the subleading exponent ω would have to be very small, which has not been anticipated (although the dangerously irrelevant operator causing the VBS has a small scaling dimension [15] and is a potential source of a small ω). Studies of the $SU(N)$ generalization of the J-Q model would be useful to determine whether $N = 2$ is a special case. QMC calculations have already been carried out for $N = 3$ and 4 [15], but the quantities discussed here have not yet been investigated.

A consequence of the findings presented here is that the anomalous VBS transition in $U(1)$ symmetric systems [7] should be re-evaluated. Scaling deviations very similar to (but stronger than) those in the J-Q model were found, which in [18, 19] was interpreted as a first-order transition. Considering scaling corrections, this class of models as well may in the end have continuous transitions [6].

Acknowledgments—I would like to thank L. Balents, R.

Kaul, V. Kotov, R. Melko, F. Nogueira, S. Sachdev, and T. Senthil for useful discussions. This work is supported by NSF grant No. DMR-0803510.

-
- [1] N. Read and S. Sachdev, Phys. Rev. Lett. **62**, 1694 (1989).
 - [2] T. Senthil, A. Vishwanath, L. Balents, S. Sachdev, and M. P. A. Fisher, Science **303**, 1490 (2004).
 - [3] O. I. Motrunich and A. Vishwanath, Phys. Rev. B **70**, 075104 (2004); arXiv:0805.1494.
 - [4] S. Sachdev and X. Yin, Annals of Physics, **325**, 2 (2010).
 - [5] A. W. Sandvik, Phys. Rev. Lett. **98**, 227202 (2007).
 - [6] A. W. Sandvik, S. Daul, R. R. P. Singh, and D. J. Scalapino, Phys. Rev. Lett. **89**, 247201 (2002).
 - [7] A. W. Sandvik and R. G. Melko, Annals of Physics (N.Y.) **321**, 1651 (2006).
 - [8] S. Liang, B. Doucot, and P. W. Anderson, Phys. Rev. Lett. **61**, 365 (1988).
 - [9] P. Henelius and A. W. Sandvik, Phys. Rev. B **62**, 1102 (2000).
 - [10] E. Dagotto and A. Moreo, Phys. Rev. Lett. **63**, 2148 (1989); H. J. Schulz, T. Ziman, and D. Poilblanc, J. Phys. I **6**, 675 (1996).
 - [11] O. P. Sushkov, J. Oitmaa, and Z. Weihong, Phys. Rev. B **63**, 104420 (2001).
 - [12] H. G. Evertz, Adv. Phys. **52**, 1 (2003).
 - [13] S. R. White, Phys. Rev. Lett. **69**, 2863 (1992).
 - [14] Analytical many-body techniques [V. N. Kotov, D. X. Yao, A. H. Castro Neto, and D. K. Campbell, Phys. Rev. B **80**, 174403 (2009)] and approximate numerical approaches [L. Isaev, G. Ortiz, and J. Dukelsky, J. Phys. Cond. Mat. **22**, 016006 (2009)] have so far had only limited success with the J-Q model.
 - [15] J. Lou, A. W. Sandvik, and N. Kawashima, Phys. Rev. B **80**, 180414(R) (2009).
 - [16] R. G. Melko and R. K. Kaul, Phys. Rev. Lett. **100**, 017203 (2008); R. K. Kaul and R. G. Melko, Phys. Rev. B **78**, 014417 (2008).
 - [17] F.-J. Jiang, M. Nyfeler, S. Chandrasekharan, and U.-J. Wiese, J. Stat. Mech., P02009 (2008).
 - [18] A. B. Kuklov, N. V. Prokof'ev, B. V. Svistunov and M. Troyer, Annals of Physics **321**, 1602 (2006).
 - [19] A. B. Kuklov, M. Matsumoto, N. V. Prokof'ev, B. V. Svistunov, and M. Troyer, Phys. Rev. Lett. **101**, 050405 (2008).
 - [20] A. W. Sandvik, Phys. Rev. B **59**, R14157 (1999).
 - [21] In [16] a “directed loop” SSE method was used, whereas here a straight-forward generalization of “deterministic loops” [20] are used.
 - [22] F. S. Nogueira, Phys. Rev. B **77**, 195101 (2008).
 - [23] M. A. Metlitski, M. Hermele, T. Senthil, and M. P. A. Fisher, Phys. Rev. B **78**, 214418 (2008).
 - [24] K. Binder, Phys. Rev. Lett. **47**, 693 (1981); K. Binder and D. P. Landau, Phys. Rev. B **30**, 1477 (1984).
 - [25] K. S. D. Beach, F. Alet, M. Mambrini, and S. Capponi, Phys. Rev. B **80**, 184401 (2009).
 - [26] L. Wang, K. S. D. Beach, and A. W. Sandvik, Phys. Rev. B **73**, 014431 (2006).
 - [27] M. Campostrini, M. Hasenbusch, A. Pelissetto, and E. Vicari, Phys. Rev. B **74**, 144506 (2006).
 - [28] D. H. Kim, P. A. Lee, and X.-G. Wen, Phys. Rev. Lett. **79**, 2109 (1997).