

Enhanced triplet Andreev reflection on a domain wall in a lateral geometry

Joern N. Kupferschmidt, Piet W. Brouwer

Laboratory of Atomic and Solid State Physics, Cornell University, Ithaca, NY 14853-2501, USA
(Dated: April 24, 2009)

We find that the triplet Andreev reflection amplitude at the interface between a half-metal and an s-wave superconductor in the presence of a domain wall is significantly enhanced if the half-metal is a thin film, rather than an extended magnet. The enhancement is by a factor $l_d=d$, where l_d is the width of the domain wall and d the film thickness. We conclude that in a lateral geometry, domain walls can be an effective source of the triplet proximity effect.

PACS numbers: 74.45.+c, 74.50.+r, 74.78.Na, 75.70.Cn

A normal metal inherits superconducting properties if it is in electrical contact to a superconductor. This "superconductor proximity effect" is mediated by Andreev reflection [1], the process in which an electron incident from the normal metal is reflected as a hole at the normal metal/superconductor interface. At the Fermi energy, phase coherence between the electron and the Andreev reflected hole is preserved over long distances, which is the reason why the induced superconducting correlations exist deep inside the normal metal.

At the interface between a ferromagnet and a superconductor, majority electrons (electrons with their spin parallel to the magnetization direction m) are Andreev reflected as minority holes and vice versa [2]. Since phases of majority electrons and minority holes are not correlated, the proximity effect becomes effectively short-range in a ferromagnet. The situation is even more extreme in a half-metal, a material in which only majority charge carriers exist. At a half-metal/superconductor interface Andreev reflection of majority electrons is strongly suppressed, simply because of the absence of minority holes.

It was realized by Bergeret et al. [3] (see also Ref. [4]) that the situation is entirely different if spin-rotation symmetry around the (mean) magnetization direction at the superconductor interface is broken: In that case, majority electrons may be reflected as majority holes. Since there is phase coherence between majority electrons and majority holes, the resulting "triplet proximity effect" can penetrate ferromagnets or half-metals about the same distance as the standard proximity effect penetrates normal metals [5]. Various experiments have hinted at the existence of this effect [6, 7, 8, 9], the most striking of which is the observation of a Josephson current through a long link of the half-metal CrO_2 by Keizer et al. [7].

There have been various proposals for the origin of the broken spin-rotation symmetry needed for the existence of the triplet proximity effect. One possibility is an artificial structure, in which there is a thin ferromagnetic or half-metallic spacer layer at the interface with a magnetization direction different from that of the bulk magnet [10, 11]. A second possibility is a magnetically

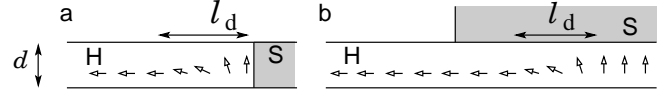


FIG. 1: Serial (a) and lateral (b) superconductor/half-metal junction with a domain wall. The Andreev reflection amplitude in (b) is enhanced with respect to that of (a) by a large factor $l_d=d$.

disordered or "spin-active" interface [12, 13]. Finally, the triplet proximity effect can be caused by variations of the magnetization direction m associated with a domain wall, either perpendicular [14] or parallel to the superconductor interface [15].

Although domain walls occur generically in half-metals and ferromagnets, at first sight they are an unlikely source of the triplet proximity effect, because (1) only domain walls that happen to be immediately at the superconductor interface can contribute to the triplet proximity effect and (2) the spin-ip scattering amplitude in a domain wall is small as $1=(k_F l_d)$, where k_F is the Fermi wavelength and l_d the width of the domain wall [5]. This severely restricts the magnitude and range of the triplet proximity effect mediated by domain walls in the geometry of Fig. 1a, in which the half-metal or ferromagnet and the superconductor are placed "in series".

In this letter, we show that both limitations are absent in a different geometry, shown in Fig. 1b, in which the superconductor is laterally coupled to a magnetic film with a domain wall for which the direction of the magnetization variation is parallel to the interface. Although the lateral geometry has received as good as no theoretical attention [most theoretical works deal with the serial geometry of Fig. 1a], it is the relevant geometry for the experiment of Ref. [7]. For the lateral geometry we find that majority electrons have an amplitude r_{he} for Andreev reflection as majority holes that scales proportional to $(k_F d)^{-1}$, where d is the thickness of the magnetic film, independent of the domain wall width l_d and independent of the precise location or orientation of the domain wall.

We focus the discussion of this letter on the case of a

half-metallic m . This is not only most relevant for the experiment of Ref. [7], it also allows for an easy identification of the triplet proximity effect because in a half-metal the mere existence of Andreev reflection is already a signature of the triplet proximity effect [12]. (In a ferromagnet, Andreev reflection also takes place in the absence of the triplet proximity effect.) Our work complements previous studies of the triplet proximity effect in the presence of domain walls in ferromagnets in the limit of weak exchange fields [15].

In the remainder of this letter, we present a calculation of the Andreev reflection amplitude r_{he} for the lateral geometry. We also discuss two applications: The two-terminal conductance between the half-metal and the superconductor in the lateral geometry, and the Josephson effect in a superconductor/half-metal/superconductor junction.

Amplitude for a single Andreev reflection. We first calculate the amplitude r_{he} for a single Andreev reflection on a domain wall perpendicular to the half-metal/superconductor interface. Quasiparticle excitations near the interface are described by the Bogoliubov-de Gennes equation

$$\hat{H} \begin{pmatrix} \psi \\ \chi \end{pmatrix} = \epsilon \begin{pmatrix} \psi \\ \chi \end{pmatrix}; \quad (1)$$

where ψ is a four-component wavefunction with components for the electron/hole and spin degrees of freedom and χ is the superconducting order parameter. We choose coordinates such that the half-metal/superconductor interface is the plane $z = 0$ and the magnetization direction m in the half-metal varies in the x direction, see Fig. 2. In the superconductor ($z > 0$), we take the Hamiltonian \hat{H} to be $\hat{H} = p^2/2m_S - \mu_S \sigma_x$, where m_S and $\mu_S = \hbar^2 k_S^2/2m_S$ are the effective mass and Fermi energy, respectively. In the half-metal ($z < 0$), we set $\hat{H} = p^2/2m_F - \mu_F \sigma_x$, where m_F and $\mu_F = \hbar^2 k^2/2m_F$ are the effective mass and the Fermi energy for majority (+) and minority (-) carriers in the half-metal, and $P = (1/2)m(x) \sigma_x$. We take the limit $\mu_F \gg \mu_S$, so that there are no minority carriers in the half-metal. We further assume that the interface has a normal-state transmission probability $T = 1$, which we model through the presence of a potential barrier $V(z)$ at the interface.

We choose a right-handed set of unit vectors e_1, e_2 , and e_3 and consider a variation of the magnetization direction m of the form

$$m(x) = (e_1 \cos \theta + e_2 \sin \theta) \sin \theta(x) + e_3 \cos \theta(x); \quad (2)$$

We then employ a gauge transformation that rotates m to the e_3 -direction

$$\psi(x) \rightarrow U^y(x) \begin{pmatrix} \psi \\ \chi \end{pmatrix}; \quad (3)$$

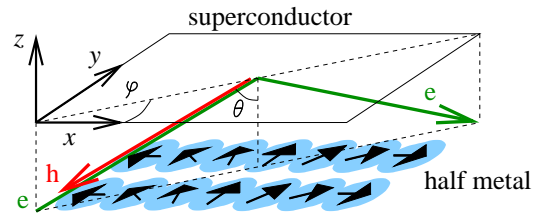


FIG. 2: (Color online) Half-metal/superconductor interface with a domain wall. An electron (e) incident on the interface is either normally reflected, or Andreev reflected as a hole (h). The Andreev reflection amplitude r_{he} for this situation given by Eq. (8) of the main text.

with

$$U(x) = e^{i m(x) \sigma_x} = 2 \sin \theta; \quad (4)$$

This gauge transformation adds a spin-dependent gauge potential $A = \hbar U^y \nabla U$ to the Hamiltonian \hat{H} [16], but it does not affect the singlet superconducting order parameter, $U^T \psi U = \psi$.

Since the domain wall width l_d is typically much larger than the Fermi wavelength, we may neglect spatial variations of A . The wavefunction ψ of a (majority) quasiparticle in the half-metal incident on the superconductor then reads

$$\psi(x) = \frac{1}{\sqrt{v_+}} e^{ik_x x + ik_y y} \begin{pmatrix} 0 \\ e^{ik_z z} + r_{ee} e^{-ik_z z} \\ 0 \\ r_{he} e^{ik_z z} \\ 0 \end{pmatrix} = \begin{pmatrix} 0 \\ C \\ C \\ A \\ 0 \end{pmatrix}; \quad (5)$$

where r_{ee} and r_{he} are the amplitudes of normal reflection and Andreev reflection, respectively. Further $k_x = k_+ \cos' \sin \theta$, $k_y = k_+ \sin' \sin \theta$, and $k_z = k_+ \cos \theta = m_+ v_+ / \hbar$, where the polar angles θ' and θ parameterize the propagation direction of the electron with respect to the superconductor interface and the domain wall. We neglected the small difference of the wavenumbers of electrons and holes if the excitation energy ϵ is finite.

The Andreev reflection amplitude r_{he} can be found by matching ψ to a linear combination of the four linearly independent wavefunctions in the superconductor,

$$\psi(x) / e^{ik_x x + ik_y y + iq(z)} = \begin{pmatrix} 0 \\ 1 \\ 1 \\ i e^{i \theta} \\ i e^{-i \theta} \\ e^{-i \theta} \end{pmatrix} = \begin{pmatrix} C \\ C \\ A \\ 0 \end{pmatrix}; \quad (6)$$

where $\theta = \theta(x)$, $\theta(x) = \theta + \arccos(\cos \theta(x))$ and $q(\theta)$ is the solution of

$$q^2 = k_S^2 - k_x^2 - k_y^2 + \frac{2im_S P}{\hbar^2} \frac{1}{2} + k_x \frac{\partial \theta}{\partial x} \quad (7)$$

with $\text{Im } q > 0$. With the help of the boundary conditions at the half-metal/superconductor interface $z = 0$,

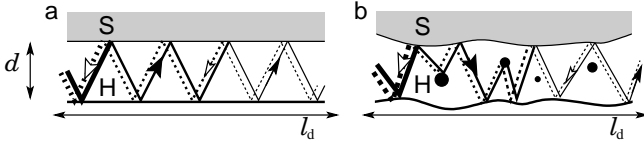


FIG. 3: Ballistic (a) and disordered (b) half-metallic thin film of thickness d laterally coupled to a superconductor. The Andreev reflection amplitude in the presence of a slowly-varying magnetization direction is enhanced by multiple scattering at the superconductor interface.

we then calculate the Andreev reflection amplitude r_{he} to lowest order in $\partial_m = \partial_x$,

$$r_{\text{he}}(\theta; \theta') = \frac{(\theta) k_x \sin \theta \cos \theta' e^{i(\theta - \theta')}}{4(k_S^2 - k_x^2 \sin^2 \theta)} \frac{\partial_m}{\partial x}; \quad (8)$$

where we used the Andreev approximation (which is valid for all angles if $k_S^2 > k_+^2$, $m_s = \hbar^2$) and eliminated the potential barrier V at the interface in favor of the transmission coefficient $(\theta) = 4\hbar^2 v_{S,z} v_{+,z} / [4V^2 + \hbar^2 (v_{S,z} + v_{+,z})^2]$, with $m_s v_{S,z} = \hbar (k_S^2 - k_x^2 \sin^2 \theta)^{1/2}$. The amplitude r_{eh} for Andreev reflection of a majority hole into a majority electron is $r_{\text{eh}} = r_{\text{he}}$. The presence of a finite triplet Andreev reflection amplitude at a domain wall is consistent with a previous quasiclassical analysis of the triplet proximity effect at a domain wall in the limit of weak exchange fields [15, 17].

The order of magnitude of the Andreev reflection amplitude (8) can be understood from the following argument: The amplitude that the incident majority electron is initially Andreev reflected into a hole of opposite spin is $(\theta) e^i$. Since the Andreev reflected hole exists up to a distance $l = k_S^{-1}$ away from the position of the incident majority carrier [18], there is a finite overlap with majority hole states in the half-metal. The overlap is proportional to $(\partial_m = \partial_x) = k_S$, hence the parameter dependence of Eq. (8).

Andreev reflection in thin half-metallic thin films. We now apply the above result to an extended half-metallic thin film of thickness d laterally coupled to an s -wave superconductor, see Fig. 3a. We assume that the thin film is in the clean limit (mean free path l_d). As before, we consider a domain wall for which the magnetization varies in the x direction, and calculate the amplitude for Andreev reflection of this domain wall. (There is no Andreev reflection in the absence of a domain wall.) The scattering states in the thin film are parameterized using polar angles θ and θ' which set the magnitude of the (quantized) momentum in the z direction and the propagation direction in the xy plane, respectively. In the thin film geometry electrons reflect repeatedly off the half-metal/superconductor interface. Since the wavefunctions of the incident electron and the Andreev reflected hole have the same dependence on the position r , see Eq. (5), amplitudes for Andreev

scattering from reflections at different positions at the interface add up coherently. This results in an enhancement of the Andreev reflection probability similar in origin to the "reflectionless tunneling effect" in disordered normal metal/superconductor junctions [19]. Combining contributions from the entire width of the domain wall, we then find that the effective reflection amplitude for Andreev reflection off the domain wall is

$$r_{\text{he}}^e(\theta; \theta') = \frac{(\theta) k_x \cos \theta e^{i(\theta - \theta')}}{8(k_S^2 - k_x^2 \sin^2 \theta) d} \frac{m}{2} \frac{\text{sign}(\cos \theta')}{v}; \quad (9)$$

where $m = m(1) - m(-1)$ is the total angle by which the magnetization direction changes. The same result is found by directly solving the scattering problem in the thin-film geometry [20]. For thin films, this Andreev reflection amplitude is significantly larger than the single reflection amplitude of Eq. (8).

Equation (9) is the main result of this letter. As advertised in our introduction, the effective Andreev reflection amplitude is independent of the width l_d of the domain wall, its location, and the angle of incidence θ' . (The absence of a dependence on θ' implies that the Andreev reflection amplitude does not depend on the orientation of the domain wall.) The appearance of the azimuthal angle θ in the scattering phase is consistent with the Andreev reflection amplitude found in Ref. [11] for the serial geometry (see also Ref. [21]) [22].

Applications. As an application, we now consider the conductance G_{HS} of a lateral half-metal/superconductor junction (as in Fig. 1b) and the Josephson effect in a lateral superconductor/half-metal/superconductor junction. As before, we consider the case that there is a domain wall somewhere below the superconductor(s) for which the direction of the magnetization variation is parallel to the superconductor interface, and that the transmission coefficient of the half-metal/superconductor interface is 1. We also assume that the half-metal is in the clean limit [23] and that $k_+ d \gg 1$. In order to simplify our final expressions, we set $k_S = k_+$. We then find

$$G_{HS}(\theta) = \frac{2e^2}{h} \text{tr} r_{\text{he}}^e(\theta) r_{\text{he}}^e(\theta)^y \\ = \frac{e^2 W}{hd} \frac{\langle \cos^2 \theta \rangle}{64} \frac{1}{v} (\theta)^2; \quad (10)$$

where the trace is taken over all transverse modes, W is the width of the half-metallic thin film, and the brackets $\langle \cdot \rangle$ denote an angular average.

When calculating the Josephson effect, we take the junction to be reflection symmetric, with a domain wall below each superconductor such that the azimuthal angles θ for the domain walls are equal and the angle changes θ are opposite. We then calculate the zero-

temperature supercurrent from the expression [24]

$$I = \frac{2e\phi}{h\phi_0} \text{Re} \sum_{l=0}^{Z-1} \text{tr} \ln [1 + e^{2lL/hv} r_{he}^e(i!)^2 j^e i]; \quad (11)$$

where v is the propagation velocity of a transverse mode, L the distance between the domain walls, and ϕ the phase difference between the superconducting order parameters. For short junctions, $h v_+ = L$, we then find

$$eI = G_{HS}(0) \sin \phi; \quad (12)$$

where $G_{HS}(0)$ is the Fermi level conductance of a single half-metal/superconductor interface given in Eq. (10) above. For a long junction, $h v_+ = L$ one has

$$eI = \frac{8}{15} G_{HS}(0) \frac{h v_+}{L} \sin \phi; \quad (13)$$

where $v_+ = \hbar k_+ / m_+$. For superconductor/normal metal/superconductor junctions the Josephson current I depends on the junction's normal-state conductance [25]. Since the normal-state conductance is proportional to \hbar^2 / m , not \hbar^3 / m , the difference with the half-metallic junction we consider here is significant. We also note that the long-junction limit of the supercurrent (13) is larger than the supercurrent in a serial geometry, which scales proportional to $(h v_+ = L)^3 = \hbar^3 / m^3$ [1]. The junction becomes a "junction", with a supercurrent proportional to $\sin \phi$, if the two domain walls have equal m [26].

Conclusion. Although the calculations presented in this letter are for ballistic half-metal/superconductor junctions, we expect that the enhanced triplet proximity effect in the lateral geometry also exists in the presence of disorder, in the same way as reflectionless tunneling exists both in clean and disordered junctions [19]. As long as the non-Andreev reflected electron is transmitted through the domain wall, as in Fig. 3b, the coherent addition of amplitudes from multiple Andreev reflections is not affected by changes of the electron's propagation direction in a disordered half-metallic film. We have thus identified a mechanism by which domain walls in a lateral geometry contribute to the long-range proximity effect irrespective of their position, orientation, and width.

We thank J. Bardarson, S. Basu, B. Beri, and D. Ralph for discussions. This work was supported by the Cornell Center for Materials Research under NSF Grant No. 0520404 and by the NSF under Grant No. DMR 0705476.

[1] A. F. Andreev, Zh. Eksp. Teor. Fiz 46, 1823 (1964), [Sov. Phys. JETP 19, 1228 (1964)].

[2] We here exclude interfaces between ferromagnets and superconductors with unconventional order parameters in which the Cooper pairs are not spin singlets.

- [3] F. S. Bergeret, A. F. Volkov, and K. B. Efetov, Phys. Rev. Lett. 86, 4096 (2001); F. S. Bergeret, A. F. Volkov, and K. B. Efetov, Phys. Rev. B 64, 134506, (2001).
- [4] A. Kadigrobov, R. Shekhter, and M. Jonson, Europhys. Lett. 54, 394 (2001).
- [5] F. S. Bergeret, A. F. Volkov, and K. B. Efetov, Rev. Mod. Phys. 77, 1321 (2005).
- [6] I. Sosnin, H. Cho, V. T. Petrashov, and A. F. Volkov, Phys. Rev. Lett. 96, 157002 (2006).
- [7] R. S. Keizer, S. T. B. Goennenwein, T. M. Klapwijk, G. X. Miao, G. Xiao, and A. Gupta, Nature 439, 825 (2006).
- [8] V. N. Krivonuchko, and V. Y. Tarenkov, Phys. Rev. B 75, 214508 (2007).
- [9] K. A. Yates, W. R. Branford, F. Magnus, Y. Miyoshi, B. Morris, L. F. Cohen, P. M. Sousa, O. Conde, and A. J. Silvestre, Appl. Phys. Lett. 91, 172504 (2007).
- [10] Y. Amano, Y. Sawa, Y. Tanaka, and A. A. Golibov, Phys. Rev. B 76, 224525 (2007).
- [11] B. Beri, J. N. Kupferschmidt, C. W. J. Beenakker, and P. W. Brouwer, Phys. Rev. B 79, 024517 (2009).
- [12] M. Eschrig, J. Kopp, J. C. Cuevas, and G. Schon, Phys. Rev. Lett. 90, 137003 (2003).
- [13] M. Eschrig and T. Lofwander, Nature Physics 4, 138 (2008).
- [14] A. F. Volkov, Phys. Rev. B 77, 064521 (2008).
- [15] A. F. Volkov, Y. V. Fominov, and K. B. Efetov, Phys. Rev. B 72, 184504 (2005); Y. V. Fominov, A. F. Volkov, and K. B. Efetov, Phys. Rev. B 75, 104509 (2007).
- [16] G. E. Volovik, J. Phys. C 20, L83 (1987).
- [17] T. Champe and M. Eschrig, Phys. Rev. B 71, 220506(R) (2005), observe that the triplet proximity effect is absent in a disordered ferromagnet if $\theta_m = \theta_x$ is constant. This observation is not inconsistent with Eq. (8), because r_{he} only enters through its angular average $\langle r_{he} \rangle$ in a dirty ferromagnet and $\langle r_{he} \rangle = 0$ if $\theta_m = \theta_x$ is spatially uniform.
- [18] P. Recher, E. V. Sukhonukov, and D. Loss, Phys. Rev. B 63, 165314 (2001); G. Falci, D. Feinberg, and F. W. J. Hekking, Europhys. Lett. 54, 255 (2001).
- [19] Y. V. Nazarov, Phys. Rev. Lett. 73, 134 (1994).
- [20] J. N. Kupferschmidt and P. W. Brouwer, unpublished (2009).
- [21] V. Braude and Y. V. Nazarov, Phys. Rev. Lett. 98, 077003 (2007).
- [22] The fact that r_{he}^e is finite at the Fermi energy is not in contradiction with the observation of Beri et al. that $r_{he} = 0$ at the Fermi level in clean serial half-metal/superconductor junctions [11]. For the serial geometry, the Andreev scattering problem is described using a 2×2 scattering matrix. For the lateral geometry the scattering matrix is four dimensional and the argument of Ref. [11] does not apply.
- [23] Normal reflection of majority carriers may occur at the "edge" of the lateral contacts, but this does not affect our result if the transparency of the half-metal/superconductor interface is small.
- [24] P. W. Brouwer and C. W. J. Beenakker, Chaos, Solitons & Fractals 8, 1249 (1997).
- [25] M. Tinkham, Introduction to Superconductivity (Dover, 2004).
- [26] The possibility to generate a junction is a common feature of hybrid magnet-superconductor structures with the triplet proximity effect, see, e.g., Refs. [10, 11, 21].