

Variational study of the antiferromagnetic insulating phase of V_2O_3 based on N th order Muffin-Tin-Orbitals.

N. B. Perkins,¹ S. Di Matteo,² and C.R. Natoli³

¹University of Wisconsin - Madison, 1150 University Avenue Madison, WI 53706-1390, USA

²Equipe de Physique des Surfaces et Interfaces, Institut de Physique de Rennes
UMR CNRS-URI 6251, Université de Rennes1, F-35042 Rennes (France)

³Laboratori Nazionali di Frascati, INFN, Casella Postale 13, I-00044 Frascati, Italy

(Dated: February 3, 2022)

Motivated by recent results of N th order muffin-tin orbital (NMTO) implementation of the density functional theory (DFT), we re-examine low-temperature ground-state properties of the anti-ferromagnetic insulating phase of vanadium sesquioxide V_2O_3 . The hopping matrix elements obtained by the NMTO-downfolding procedure differ significantly from those previously obtained in electronic structure calculations and imply that the in-plane hopping integrals are as important as the out-of-plane ones. We use the NMTO hopping matrix elements as input and perform a variational study of the ground state. We show that the formation of stable molecules throughout the crystal is not favorable in this case and that the experimentally observed magnetic structure can still be obtained in the atomic variational regime. However the resulting ground state (two t_{2g} electrons occupying the degenerate e_g doublet) is in contrast with many well established experimental observations. We discuss the implications of this finding in the light of the non-local electronic correlations certainly present in this compound.

PACS numbers: 71.27.+a, 71.30.+h, 75.25.+z

I. INTRODUCTION

Vanadium sesquioxide V_2O_3 holds a very special place among the variety of physical systems exhibiting a metal-insulator transition (MIT). This compound is considered as a prototype of a Mott-Hubbard system: it displays a MIT from a paramagnetic metallic (PM) phase to an antiferromagnetic insulating (AFI) phase at low temperatures ($\approx 150K$), and a transition from a PM phase to a paramagnetic insulating (PI) phase at a higher temperature ($\approx 500K$).^{1,2,3,4} In order to understand several of its properties, the knowledge of its crystal structure plays a fundamental role: in the paramagnetic phase V_2O_3 can be characterized by a corundum cell in which V ions are arranged in V-V pairs along the c -hexagonal axis and form a honeycomb lattice in the basal ab plane. All vanadium ions are equivalent: each V^{3+} -ion has $3d^2$ configuration and is surrounded by a nearly perfect oxygen octahedron. However, a slight displacement of vanadium ions away from the centers of their octahedra is at the origin of a small trigonal distortion which removes the three-fold degeneracy of the t_{2g} manifold. A non-degenerate a_{1g} orbital and doubly degenerate e_g orbitals are then separated by an energy gap measuring the trigonal distortion, Δ_t . A first order structural transition takes place upon cooling, and the system becomes monoclinic. Simultaneously, a peculiar antiferromagnetic (AF) spin order emerges with ferromagnetically ordered planes antiferromagnetically stacked perpendicularly to the monoclinic b_m axis.

In late seventies, Castellani, Natoli and Ranninger⁵ (CNR) developed the first realistic description of V_2O_3 . They realized that the peculiar structure observed in the AFI phase could not be explained in terms of a single band Hubbard model, and that the introduction of the orbital degrees of freedom into the model was a necessary ingredient in order

to explain the experimental findings. The CNR model has been considered as a reliable model of V_2O_3 until the end of the nineties, when several experiments, e.g., x-ray absorption spectroscopy by Park et al.⁸ and non-resonant magnetic x-ray scattering by Paolasini et al.¹⁹ have demonstrated that this model was in need of corrections. The failing of CNR model came from the underestimation of the value of Hund's coupling ($J \sim 0.2 \div 0.3$ eV) and the subsequent result of a spin-state $S = 1/2$ for V^{3+} -ions. Instead, all previous experiments independently showed that each vanadium ion has a spin $S = 1$, observation that called for a deep revision of the theoretical description of V_2O_3 . For this reason, many theoretical works followed.^{9,10,11,12,15,16,18} In particular, very recently, the nature of the MIT in V_2O_3 has been studied by means of LDA+DMFT approaches. Laad *et al*¹⁶ have proposed that the MIT is of orbital-selective type, and that large changes in the orbital occupation at the transition occur in response to the crystal field changes. Poteryaev *et al*¹², with a different LDA+DMFT approach showed that the crystal field, the correlations, and the orbital degrees of freedom are strongly interrelated. They also proposed that the trigonal distortion, strongly enhanced by correlations, acts as an external field in the orbital Hilbert space, in the same way as a magnetic field acts in the spin space. These two works^{12,16} have suggested that drastic modifications in the hybridization of the orbitals due to the correlation effects and the trigonal splitting were at the basis of the change in the population of the orbitals across the transition.

Despite all this progress in the understanding of the MIT in V_2O_3 , the controversy about the nature of the low-temperature antiferromagnetic phase remains. Specifically, there are contradictory results on how the two electrons are distributed within the t_{2g} manifold, and whether or not orbital ordering takes place. The LDA+U calculation of Ezhov *et al*.¹⁰ suggested that the $S = 1$ state with no orbital degeneracy and a purely e_g occupancy is a possible candidate for the low-temperature antiferromagnetic phase. This idea, *mutatis*

mutandis, is present also in the LDA+DMFT calculations of Ref. [12]. Mila *et al.*⁹ on the contrary used an old idea by Allen¹⁷ that magnetic and optical properties of all the phases of V_2O_3 show a loss of V^{3+} -ion identity, and suggested that a good candidate for a ground state is a state in which vanadium ions have $S = 1$ and form vertical bonds (molecules) with the total spin $S_{tot} = 2$. In our previous study¹¹, we showed using a different correlated model that the molecular state can be stabilized throughout the crystal only if the correlation energy within the molecule is big compared to the in-plane interaction energy. This gave a certain region in the parameter space where the molecular solution could be realized. Later, Tanaka¹⁵ proposed that, in order to explain a large contribution from the orbital magnetic moment, $\langle L \rangle \sim -0.5\mu_B$ (the minus sign reminds that this contribution is opposite to the spin contribution $2 \langle S \rangle \sim 1.7\mu_B$), observed in the non-resonant magnetic scattering experiments by Paolasini *et al.*¹⁹, the orbital wave function had to be complex. He argued that spin-orbit coupling plays an important role in determining both the ground state and the low energy excitation spectrum of V_2O_3 .

This controversy of theoretical results calls for a better quantitative description of the electronic structure of V_2O_3 , which is a starting point for any model-based analysis. Recently, the NMTO method has been applied to study the electronic structure of V_2O_3 .¹³ Surprisingly, after early works by CNR⁵ and by Mattheiss,¹⁴ this is the first serious attempt to model complicated electronic structure of V_2O_3 by an effective single particle Hamiltonian. The NMTO method provides a way to derive an effective Hamiltonian with only few energy-selective Wannier-like orbitals by integrating out all others, less important degrees of freedom. The result is an accurate tight-binding (TB) modeling of V_2O_3 . The NMTO approach shows that oxygen contribution to hopping matrix elements and renormalization effects due to hopping paths via the e_g -tails (in addition to direct V-V t_{2g} -hopping paths) are important and were only partially taken into account in Refs. [5,14]. As one can see from Table I, the TB hopping parameters obtained by the NMTO-downfolding technique differ significantly from the estimates based on the TB fitting performed on the LAPW band calculation of Mattheiss¹⁴ or by CNR. The NMTO analysis shows that the hopping through e_g -tails mainly influences the parameters in the basal plane. This is a bonding effect, which leads to an increase of the in-plane matrix elements. The other contributions via oxygen tails affect mainly the hopping along vertical bonds. This is an anti-bonding effect which significantly reduces $a_{1g} - a_{1g}$ hopping matrix elements. The latter leads to the decrease of the correlation energy of vertical pairs, in this way reducing the stability of the molecular state. Simultaneous increase of the in-plane interaction energy favors uncorrelated atomic sites, and in the end potentially breaks the molecular state. This new qualitative picture of the ground state of V_2O_3 in the parameter space, suggested by NMTO-downfolding method,¹³ calls for re-examination of the variational analysis of the effective Hamiltonian in the antiferromagnetic insulating state, which is the main purpose of this paper.

The structure of the paper is as follows. We first present a

brief outline of the results of our previous work, Ref. [11] and set the notations. We then minimize the effective Hamiltonian we derived using the values of the hopping parameters from Ref. [13] and performing a variational calculation with two kinds of variational functions: molecular and atomic. We discuss the result in the light of the experimental facts and try to draw some conclusions for the physics of V_2O_3 .

Table I. Transfer integrals (eV) from TB calculations used by CNR⁵, from LAPW-calculations by Mattheiss¹⁴, and from NMTO-downfolding technique by Saha-Dasgupta¹³. Notations are explained in Table II in the Ref. [11].

	Castellani <i>et al.</i> ⁵	Mattheiss ¹⁴	Saha-Dasgupta ¹³
μ	0.2	0.2	0.06
ρ	-0.72	-0.82	-0.51
$-\alpha$	-0.13	-0.14	0.08
β	-0.04	-0.05	-0.21
σ	0.05	0.05	-0.03
$-\tau$	-0.23	-0.27	-0.26

II. MODEL, FORMALISM AND NOTATIONS

We assume that the low-temperature AFI phase of V_2O_3 can be described by a super-exchange spin-orbital Hamiltonian, H_{SE} , that can be derived perturbatively from a three-fold degenerate t_{2g} Hubbard Hamiltonian, H_H , as done in Ref. [11], to which we refer for further details. We can write the Hubbard Hamiltonian as:

$$H_H = H_t + H_U, \quad (1)$$

where the kinetic term $H_t = \sum_{jj'} \sum_{mm'\sigma} t_{jj'}^{mm'} c_{jm\sigma}^+ c_{j'm'\sigma}$ includes a summation over nearest neighbor (nn) sites, over orbital ($m, m' = 1, 2, 3$) and spin ($\sigma = \uparrow, \downarrow$) indexes. H_U describes the on-site Coulomb interactions U_1 (for electrons in the same orbital) and U_2 (for electrons in different orbitals) and Hund's coupling J . The hopping integrals $t_{jj'}^{mm'}$ ($m, m' = 1, 2, 3$) can be expressed via a reduced set of parameters: μ and ρ for out-of-plane hopping (ie, within the molecule), α , β , σ and τ for in-plane hopping. In Table I we present the numerical values of hopping matrix elements obtained by CNR⁵ through unrestricted Hartree-Fock calculations, by Mattheiss¹⁴ through a fitting procedure of the LAPW-calculations, and by Saha-Dasgupta *et al.*¹³ through the NMTO-downfolding technique. We shall later use these parameters in the variational analysis where we compare various ground-states energies. For the Coulomb repulsion U_2 and Hund's coupling J Ezhov *et al.*¹⁰ and Mila *et al.*⁹ suggested $J \sim 1.0$ eV, $U_2 \sim 2.5$ eV. Recent optical studies of Qazilbash *et al.*²⁶, however, yielded a smaller value for the Hund's coupling $J = 0.5$ eV. We have described already¹¹ how the range of these two parameters is subjected to large fluctuations in the literature. In what follows we shall fix $U_2 \sim 2.5$ eV and consider a range of $J \simeq 0.4 \div 1.0$ eV.

We further assume, as found experimentally, that at each site two t_{2g} -electrons are bound into a $S = 1$ state. We

therefore derive from H_H an effective Hamiltonian, $H_{\text{eff}} = H_{\text{SE}} + H_{\text{trig}}$ to describe the insulating phase of V_2O_3 , where H_{SE} and H_{trig} are given by

$$\begin{aligned} H_{\text{SE}} = & -\frac{1}{3} \frac{1}{U_2 - J} \sum_{ij} [2 + \vec{S}_i \cdot \vec{S}_j] O_{ij}^{(1)} \\ & -\frac{1}{4} \frac{1}{U_2 + 4J} \sum_{ij} [1 - \vec{S}_i \cdot \vec{S}_j] O_{ij}^{(2)} \\ & -\frac{1}{12} \frac{1}{U_2 + 2J} \sum_{ij} [1 - \vec{S}_i \cdot \vec{S}_j] O_{ij}^{(3)} \end{aligned} \quad (2)$$

$$H_{\text{trig}} = + \sum_{jm\sigma} \Delta_m n_{jm\sigma}, \quad (3)$$

Here $S_j = 1$ is the spin at site j and $n_{jm\sigma}$ describes the occupation of the m orbital on site j by an electron with spin σ , whereas the $O_{ij}^{(k)}$ are orbital exchange operators presented in Appendix C of Ref. [11]. Multiplied by the corresponding prefactors $-\frac{1}{3} \frac{1}{U_2 - J}$, $-\frac{1}{4} \frac{1}{U_2 + 4J}$ or $-\frac{1}{12} \frac{1}{U_2 + 2J}$, they define the effective value of the exchange that depends on the orbital occupation of the two sites i and j along the bond direction $\langle ij \rangle$. The spin terms can be simply considered as projectors on the FM and AFM state. The term H_{trig} describes the trigonal distortion that splits the three degenerate two-electron states: $|e_g^1 e_g^2\rangle \equiv |0\rangle$, $|a_{1g} e_g^1\rangle \equiv |-1\rangle$, $|a_{1g} e_g^2\rangle \equiv |1\rangle$. The energy splittings due to this distortion are defined as $\Delta_1 = \Delta_2 = 0$ and $\Delta_3 = \Delta_t > 0$ for orbitals $m = 1, 2$ and 3 , respectively. Δ_t is comparable in magnitude to the hopping integrals, which allows us to treat the term H_{trig} on the same level as H_{SE} .

III. RESULTS

In this section, we compare orbital and magnetic ground-state configurations of the effective Hamiltonian H_{eff} as obtained by a variational analysis with TB parameters from Mattheiss¹⁴ and NMTO¹³ models.

The trial wave function can be most generally written as

$$|\Psi\rangle = \Pi_n |\Psi_n\rangle = \Pi_n |\psi_n^o\rangle |\phi_n^s\rangle \quad (4)$$

where $|\psi_n^o\rangle$ describes the orbital part and $|\phi_n^s\rangle$ refers to the spin part of the wave function on a site n .

In the following, we shall use as a variational wave function $|\Psi_n\rangle$ either an atomic state or a molecular state, with n labeling an atomic or a molecular site, respectively. In both cases, the average value of the H_{eff} over the corresponding state takes the form:

$$\begin{aligned} \langle \Psi_n | \langle \Psi_m | H_{\text{eff}} | \Psi_m \rangle | \Psi_n \rangle = \\ \langle \psi_n^o | \langle \psi_m^o | H_{\text{eff}}^o | \psi_m^o \rangle | \psi_n^o \rangle \times \langle \phi_n^s | \langle \phi_m^s | H_{\text{eff}}^s | \phi_m^s \rangle | \phi_n^s \rangle \end{aligned} \quad (5)$$

This factorization is possible only in the mean field approximation, in which single-site wave-functions, $|\Psi_n\rangle$, otherwise entangled, factor into orbital $|\psi_n^o\rangle$ and spin $|\phi_n^s\rangle$ parts. By this we explicitly neglect any coupled spin-orbit fluctuations. The spin averaging is straightforward: for a ferromagnetic bond $\langle \vec{S}_n \cdot \vec{S}_m + 2 \rangle_{\text{HF}} = 3$ and $\langle \vec{S}_n \cdot \vec{S}_m - 1 \rangle_{\text{HF}} = 0$, while

for an antiferromagnetic bond, $\langle \vec{S}_n \cdot \vec{S}_m + 2 \rangle_{\text{HF}} = 1$ and $\langle \vec{S}_n \cdot \vec{S}_m - 1 \rangle_{\text{HF}} = -2$. Orbital averaging in Eq.(5), however, requires some algebra and is discussed in Ref. [11] for both atomic and molecular states. In the following, we will first average over all possible ordered magnetic structures, and then for each type of magnetic ordering find an orbital configuration that minimizes the total energy by means of a variational procedure. Note, that we limit the number of magnetically ordered structures only to those that can be realized on the corundum unit cell.

As a preliminary step, before the full minimization of the variational energy (5), we can compare the correlation energy of the ferromagnetic state of the vertical pair, $2\rho\mu/(U_2 - J)$, with the superexchange energy in the basal plane, in order to have an idea about the relative order of magnitude of atomic and molecular energies. We remind that the correlation energy is defined as the difference between the exact ground state energy, $E_V = -(\rho - \mu)^2/(U_2 - J)$, and the ground state energy in the Hartree-Fock approximation, $E_V^{\text{HF}} = -(\rho + \mu)^2/(U_2 - J)$. The superexchange energy in the basal plane was approximated by $(\alpha^2 + \tau^2)/(U_2 - J)$ in Ref. [11], where we assumed that the contributions from β and σ hopping matrix elements were negligible, and should rather be written as $(\beta^2 + \tau^2)/(U_2 - J)$ with the NMTO values of Table I, that shows that β is no more negligible, whereas α it is.

There are two qualitatively different regimes of solutions. If the correlation energy is larger, the most appropriate variational wave function for the whole H_{eff} must be constructed in terms of molecular units with $S_z^M = 2$ and orbital part $|\psi_n^o\rangle$ given by

$$|\psi_{\pm}^o\rangle_{ab} = \frac{1}{\sqrt{2}} (|\pm 1\rangle_a |0\rangle_b + |\pm 1\rangle_b |0\rangle_a), \quad (6)$$

where a and b define two sites of the vertical molecule, and ± 1 and 0 denote the value of z component of the pseudospin operator, defining the orbital state.

If, instead, the values of the exchange energy in the basal plane are larger than the correlation energy, the appropriate variational wave function is atomic-like and should be written as

$$|\psi_i^o\rangle = \cos \theta_i |0\rangle_i + \sin \theta_i (\cos \psi_i |1\rangle_i + \sin \psi_i |-1\rangle_i). \quad (7)$$

Contrary to the molecular case, this wave function allows all three states $|0\rangle_i$, $|1\rangle_i$ and $|-1\rangle_i$ to be present without any *a priori* restriction on their relative weight. The relative weight of these three states is then determined through the minimization procedure with respect to the variational parameters θ_i and ψ_i .

As quantitatively shown in Ref. [11], Eqs. (6.19) and (6.20), in order to determine the nature (atomiclike, molecularlike) of the ground state, we need to compare the absolute value of the ratio of the molecular correlation energy (per atom) and the in-plane exchange energy, computed with Mattheiss parameters and new NMTO set of parameters. We obtain $\rho\mu/(\alpha^2 + \tau^2) = 1.7$ and 0.26 for Mattheiss and NMTO set, respectively. The strong reduction of this ratio for NMTO

set suggests that NMTO parameters do not favor the formation of the molecular state.

There are few possible reasons for such large difference in the results of the two approaches. The discrepancy may be the consequence of the fact that NMTO method more accurately treats the effect of trigonal distortion on hopping matrix elements. In the approach of Mattheiss the influence of the trigonal distortion on matrix elements was assumed to be small and was neglected. As one can see from Fig.14 of Ref. [13], where structures with varying amount of distortion have been generated, the $a_{1g} - a_{1g}$ hopping along vertical bond, ρ , decrease significantly with the increase of the trigonal distortion: NMTO estimates are $\rho(\Delta_t = 0) = -1.2$ eV, while $\rho(\Delta_t = 0.27\text{eV}) = -0.51$ eV. The same figure gives much smaller estimate of variation of ρ for CNR model: $\rho(\Delta_t = 0) = -0.8$ eV and $\rho(\Delta_t = 0.27\text{eV}) = -0.7$ eV. Other reasons of discrepancy, as pointed by the authors of Ref. [13] themselves, can be traced down to various approximations used in constructing effective orbitals in the NMTO-downfolding, and to imprecise knowledge of the value of the covalency $V(d)\text{-O}(p)$ mixing parameter and the charge transfer $3d - 2p$ gap, extracted from nuclear magnetic resonance and photo-emission experiments.

We now perform the minimization of the effective Hamiltonian with NMTO set of parameters and compare the results with the equivalent minimization procedure performed in Ref. [11] with Mattheiss' parameters. As in Ref. [11], we examine the following four magnetic phases:

- AFM phase – all three in-plane bonds are antiferromagnetic;
- RS phase – one in-plane bond is ferromagnetic and the other two are antiferromagnetic; (this is the spin structure experimentally observed in V_2O_3);
- ARS phase – one in-plane bond is antiferromagnetic and the other two are ferromagnetic;
- FM phase – all three in-plane bonds are ferromagnetic.

Fig.1 shows the plot of energy per V-ion, E_V , obtained with molecular (a) and atomic (b) variational functions using the NMTO set of parameters, as a function of Hund's coupling J and for $U_2 = 2.5\text{eV}$. A direct comparison between Fig. 1 (a) and Fig. 1 (b) shows that for all values of J the energy of the atomic state is lower than the energy of the molecular state. This confirms what we had more qualitatively suggested above – that the molecular state is not supported by the NMTO calculations.

The region of stability of experimentally observed RS magnetic structure is again rather small, as we have obtained previously with Mattheiss parameters for the molecular state. In this case, this region also shifts towards a lower value of Hund's coupling, $J \simeq 0.54 \div 0.62\text{eV}$. This value is close to $J = 0.5$ eV, extracted from optical studies of Qazilbash *et al.*²⁶, as well as to the old value $J = 0.59$ eV given by Tanabe and Sugano²⁰ by fitting optical spectra and at odds with the much bigger values ($J \sim 1$ eV) recently used in the literature.¹⁰

For the orbital structure, the minimization gives the values of the orbital mixing angles $\theta_i \simeq 0$ and $\psi_i \simeq \pi/2$ at all sites for the RS configurations, ie, an orbital wave function $|\psi_i^o\rangle = |0\rangle_i \equiv |e_g^1 e_g^2\rangle$. This is the solution without orbital degeneracy as found by Ezhov *et al.*¹⁰ The absence of a_{1g} electrons in the solution can be understood as follows: the small gain in the kinetic energy, due to the significant reduction of the hopping matrix elements in the NMTO calculations, can not compensate the effect of the trigonal splitting, which pushes a_{1g} orbital to higher energies and favors the occupancy of the $|0\rangle$ states on all the atoms. As a result, the ground state is a non-degenerate e_g -doublet, and the orbital degeneracy is completely lifted, contrary to the ground states found in Ref. [9,11], where the important a_{1g} contribution to the kinetic energy in the molecule due to the $a_{1g} - a_{1g}$ hopping term ρ allowed a finite occupancy of a_{1g} orbitals. It is worth mentioning that even with Mattheiss set of parameters it was possible to find a ground state $|e_g e_g\rangle$, however only for larger values of the trigonal splitting $\Delta_t > 0.4$ eV.

One more remark: due to the competing presence of the AFM, ARS and FM phases, the stabilization energy of the RS atomic solution is rather small, the first excited state is located about 2 meV above the ground state. Despite all differences between the ground state solutions obtained with NMTO and Mattheiss parameters, this is a common feature which is apparent from Fig.1 and from Figs.5 and 8 of Ref. [11]: both the stability region and the stabilization energy for the the ground state with RS magnetic structure are much reduced in contrast with the spin $S = 1/2$ case considered by CNR⁵.

To illustrate more completely the properties of the effective spin-orbital model, Eq. 5, in Fig. 2 we present its ground-state phase diagram, in the parameter space specified by α/τ and J/U_2 . All other parameters are taken from the NMTO set and we consider the trigonal splitting $\Delta_t = 0.27$ eV. From Fig.2 it can be seen that the ground state is successively changed from AFM to FM magnetic phase as the Hund's coupling increased. In order to gain maximum energy from orbital-dependent exchange terms, more complicated magnetic structure are realized at the intermediate values of J , and that RS structure is stabilized in a strip between AFM and ARS phases.

The examination of orbital structure for various ground states, presented on the phase diagram (Fig.2), has shown that orbital configurations in RS and ARS states are basically the same: the orbital degeneracy is lifted and all states are occupied by only e_g electrons. For the AFM and FM phases we find a continuum of orbital degeneracies with any mixing angles θ_i and ψ_i , depending on value of the ratio J/U_2 and α/τ .

This phase diagram is very different from other phase diagrams, which have been proposed for AFI of V_2O_3 , i.e. from that of CNR model,⁵ from the molecular model of Shiina *et al.*,²⁷ from that proposed by us in Ref. [11]. The phase space occupied by RS phase is larger, and it happens at the realistic intermediate values of J/U_2 .

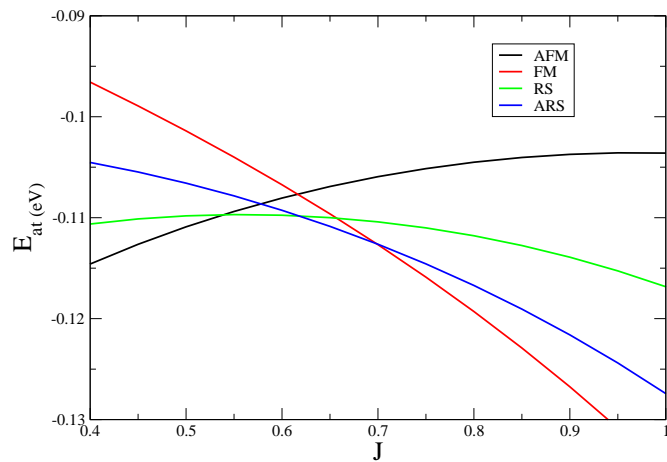
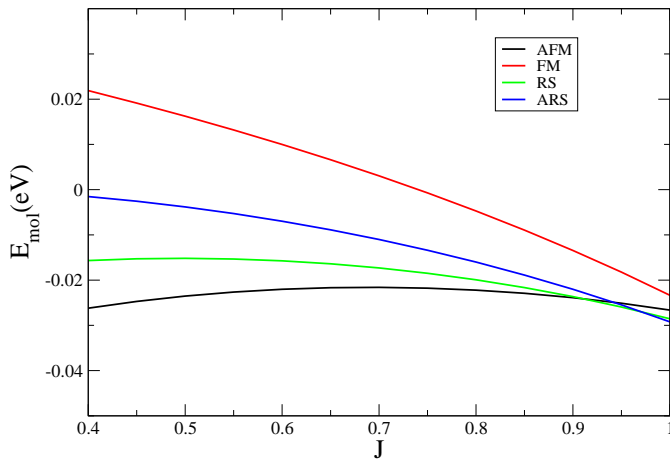


FIG. 1: The energy per V atom as a function of J for different spin configurations (AFM, RS, ARS and FM type). The hopping parameters are defined by NMTO method¹³, trigonal splitting $\Delta_t = 0.27\text{eV}$. In panel (a) the minimization is performed with molecular trial wave function (6), while in panel (b) the minimization is performed with atomic trial wave function (7). (Color online)

IV. DISCUSSION

In this paper we have studied the ground state of the effective spin-orbital Hamiltonian (Eq. 2) with the NMTO set of TB parameters. We have shown that the formation of stable molecules throughout the crystal is not favorable in this case. For all values of the Hund's coupling the minimization procedure with an atomic wave function gives a lower energy than in the minimization with a molecular wave function. The analysis of the orbital structure of the ground state shows that the orbital degeneracy is lifted, and that two t_{2g} electrons occupy the degenerate e_g doublet. We also computed the mean-field phase diagram and showed that the RS structure is realized at realistic intermediate values of the Hund's coupling. The phase space of the RS phase is significantly enlarged compared to our previous study,¹¹ although the gain of energy

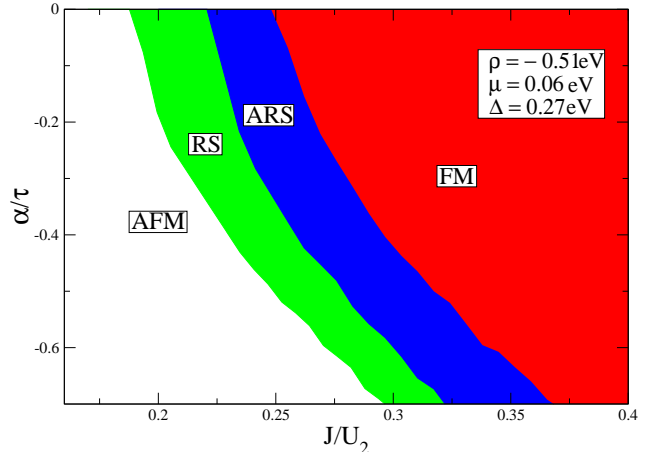


FIG. 2: Phase diagram in the $(\alpha/\tau, J/U_2)$ parameter plane. Other hopping parameters are taken from NMTO set from Table I. Here AFM, FM, RS and ARS denote the corresponding type of magnetic order. Solid lines indicate the phase boundaries. (Color online)

compared to competing phases is again small, of the order of ~ 2 meV. However, in every other aspect, the variational orbital ground state with two t_{2g} electrons occupying the degenerate e_g doublet is in disagreement with the experimental data.

First, it contradicts the observation of unquenched angular momentum ($\langle L \rangle \sim -0.5\mu_B$) found by Paolasini *et al*¹⁹ through the use of non-resonant magnetic x-ray scattering. Since $\langle L \rangle = 0$ over a real ground state, we need to introduce the spin-orbit coupling in the configuration $|e_g^1 e_g^2\rangle$, obtaining the new ground state $|e_g^+ e_g^-\rangle$,¹⁵ where $e_g^\pm = \frac{1}{\sqrt{2}}(\mp e_g^1 - i e_g^2)$. Unfortunately this state still gives a zero expectation value for the orbital moment, due to its invariance under complex conjugation (modulo an overall sign).

Moreover it is now well established^{15,21,24} that the resonant $(1, 1, 1)_m$ monoclinic reflection observed by Paolasini *et al*¹⁹ is of magnetic origin. Specifically, it is due to a mixture of contributions of magnetic octupole and magnetic quadrupole moments of the V atom. The octupole moment results from a quadrupole-quadrupole ($E_2 E_2$) x-ray transition of even parity, corresponding to the operator $[[\mathbf{L} \otimes \hat{\mathbf{r}}] \otimes \hat{\mathbf{r}}]_q^3$, whereas the quadrupole moment results from a dipole-quadrupole ($E_1 E_2$) x-ray transition of odd parity, related to the spherical tensor $[\mathbf{L} \otimes \hat{\mathbf{r}}]_q^2$. However, the resonant scattering amplitude (which is related to the average values of both these operators in the $|e_g^+ e_g^-\rangle$ ground state) vanishes, again due to the invariance of this state under complex conjugation.

Yet another discrepancy comes from the fact that the orbital occupation of the $|e_g^+ e_g^-\rangle$ state disagrees with the population analysis of the t_{2g} orbitals derived by Park *et al*.⁸ This latter was based on polarized x-ray absorption measurements at the $L_{2,3}$ edge of Vanadium in V_2O_3 and provided a value of 17% for the a_{1g} occupancy in the AFI phase.

Finally, a large value of the trigonal splitting Δ_t together

with the same structure of ground state ($|e_g^1 e_g^2 \rangle$), as found in the paramagnetic phase¹² by the same NMTO implementation of the LDA+DMFT approach, would lead to a highly anisotropic NMR line shape, with a sizable quadrupole splitting in the ^{51}V nucleus, and to a highly anisotropic Van Vleck susceptibility.

In contrast, Rubistein²² found, back in 1970, that in the paramagnetic phase of V_2O_3 there is no detectable anisotropy of the Knight shift and no observable quadrupole splitting of the NMR spectrum. Even earlier, Jones²³ performed susceptibility measurements for various crystalline orientations with respect to the magnetic field direction and found very little anisotropy.

We emphasize instead that all the experimental observations mentioned above are well explained in the framework of the molecular ground state picture^{9,11}, which works especially well after the inclusion of the spin-orbit interaction and the coupling with the lattice degrees of freedom¹⁵.

We therefore strongly doubt the applicability of the NMTO method to describe the physics of V_2O_3 , even though the method in itself is quite sophisticated for band structure calculations and is certainly in keeping with the localized, Hubbard-type of approach to the description of correlated systems.

In fact we note that the difficulties found in the framework of the NMTO-method when applied to V_2O_3 reflect a general problem of all LDA+U and LDA+DMFT calculations based on local atomic correlations inside a single Vanadium atom. All these approaches lead essentially to the same kind of ground state, with two e_g electrons in spin one configuration without orbital ordering and an almost empty a_{1g} band. A similar result was found by CNR in their second paper of the series⁵, starting with an empirical band structure and an unrestricted Hartree-Fock calculation, which is very similar to the

modern LDA+U scheme.

In a previous publication²⁵, one of us has already highlighted the main drawbacks of implementation of DFT-based *ab-initio* methods to V_2O_3 . This compound is a very peculiar strongly correlated system, in which non-local correlations play an important role. The molecular ground state of V_2O_3 is stabilized because of these non-local interactions (e.g., correlated hopping along vertical bond), the physics of which can not be captured within a method based on local interactions. The NMTO-downfolding belongs to the same class of DFT *ab initio* methods and, therefore, holds all shortcomings of local correlated approaches. Stated differently, non-local correlations would lead to non-local one particle effective potentials that might substantially modify the shape and the range of the Wannier-like functions.

One step in this direction has been provided by a new generation of correlated non-local quantum chemical *ab initio* calculations. In this approach a combined exact diagonalization-*ab initio* method (EDABI) by Spalek *et al.*²⁸ is used as a promising method to estimate correlated hopping. This latter is based on a definite procedure of construction of the many-particle trial wave function expressed in terms of an adjustable one particle basis, followed by the solution of a self-adjusted non-local and non-linear wave equation obeyed by the basis functions. We believe that the EDABI method is particularly well suited for treating situations in which the inter-particle correlations are not weak and lead to non-local interactions.

Still, the major outcome of the NMTO-downfolding method is the realization that in-plane hopping parameters are important and a model of weakly interacting vertical correlated molecules, which neglects in-plane hopping, is grossly oversimplified. The interactions between molecules, originating from in-plane hopping, are therefore not negligible and should be included into the theory.

-
- ¹ D.B. Mc Whan, T.M. Rice, J.P. Remeika, *Phys. Rev. Lett.* **23**, 1384 (1969)
- ² D.B. Mc Whan, J.P. Remeika, *Phys. Rev. B* **2**, 3734 (1970); A. Jayaraman, D.B. Mc Whan, J.P. Remeika, P.D. Dernier, *Phys. Rev. B* **2**, 3751 (1970)
- ³ P.D. Dernier and M. Marezio, *Phys. Rev. B* **2**, 3771 (1970)
- ⁴ R.B. Moon, *Phys. Rev. Lett.* **25**, 527 (1970)
- ⁵ C. Castellani, C.R. Natoli and J. Ranninger, *Phys. Rev. B* **18**, 4945 (1978); C. Castellani, C.R. Natoli and J. Ranninger, *Phys. Rev. B* **18**, 4967 (1978); C. Castellani, C.R. Natoli and J. Ranninger, *Phys. Rev. B* **18**, 5001 (1978)
- ⁶ Wei Bao, C. Broholm, G. Aeppli, S.A. Carter, P. Dai, T.F. Rosenbaum, J.M. Honig, P. Metcalf, S.F. Trevino, *Phys. Rev. B* **58**, 12727 (1998)
- ⁷ M. Takigawa, E.T. Ahrens and Y. Ueda, *Phys. Rev. Lett.* **76**, 283 (1996)
- ⁸ J.-H. Park, L.H. Tjeng, A. Tanaka, J.W. Allen, C.T. Chen, P. Metcalf, J.M. Honig, F.M.F. de Groot, G.A. Sawatzky, *Phys. Rev. B* **61**, 11506 (2000)
- ⁹ F. Mila, R. Shiina, F.-C. Zhang, A. Joshi, M. Ma, V. Anisimov, T.M. Rice, *Phys. Rev. Lett.* **85**, 1714 (2000)
- ¹⁰ S.Y. Ezhov, V.I. Anisimov, D.I. Khomskii and G.A. Sawatzky, *Phys. Rev. Lett.* **83**, 4136 (1999)
- ¹¹ S. Di Matteo, N.B. Perkins and C.R. Natoli, *Phys. Rev. B* **65**, 054413 (2002)
- ¹² A. I. Poteryaev, J. M. Tomczak, S. Biermann, A. Georges, A. I. Lichtenstein, A. N. Rubtsov, T. Saha-Dasgupta, and O.K. Andersen, *Phys. Rev. B* **76**, 085127 (2007);
- ¹³ T. Saha-Dasgupta, J.Nuss, O.K. Andersen, A.I. Lichtenstein, A.I.Poteryaev, and A. Georges (unpublished)
- ¹⁴ L.F. Mattheiss, *J. Phys. Cond. Matter* **6**, 6477 (1994)
- ¹⁵ A. Tanaka, *J. Phys. Soc. Jpn.* **71**, 1091 (2002)
- ¹⁶ M. S. Laad, L. Craco, and E. Muller-Hartmann, *Phys. Rev. B* **73**, 045109 (2006)
- ¹⁷ J.W. Allen, *Phys. Rev. Lett.* **36**, 1249 (1976)
- ¹⁸ I. S. Elfimov, T. Saha-Dasgupta, and M. A. Korotin, *Phys. Rev. B* **68**, 113105 (2003)
- ¹⁹ L. Paolasini, C. Vettier, F. de Bergevin *et al.*, *Phys. Rev. Lett.*, **82**, 4719 (1999).
- ²⁰ Y. Tanabe and S. Sugano, *J. Phys. Soc. Japan* **9** 766 (1954)
- ²¹ S. W. Lovesey and K. S. Knight, *J. Phys.: Condens Matter*, **12**, L367 (2000)
- ²² M. Rubinstein, *Phys. Rev. B* **2**, 4731 (1970)
- ²³ E. D. Jones, *Phys. Rev.* **137**, A978 (1964)

- ²⁴ Joly Y, Di Matteo S, Natoli CR Phys. Rev. B **69**, 224401 (2004)
- ²⁵ S. Di Matteo, Physica Scripta **71**, CC1 (2005)
- ²⁶ M. M. Qazilbash, A. A. Schafgans, K. S. Burch, S. J. Yun, B. G. Chae, B. J. Kim, H. T. Kim, and D. N. Basov, Phys. Rev. B **77**, 115121 (2008)
- ²⁷ R. Shiina, F. Mila, F.-C. Zhang, and T.M. Rice, Phys. Rev. B **63**, 144422 (2001)
- ²⁸ J. Spalek, E.M.Goerlich, A.Rycerz and R.Zahobensky, J.Phys.: Condens. Matter **19**, 255212 (2007)