

Time evolution of Wouthuysen-F field coupling

Ishani Roy¹, Wen Xu², Jing-Mei Qiu³, Chi-Wang Shu¹, and Li-Zhi Fang²

ABSTRACT

We study the Wouthuysen-F field coupling at early universe with numerical solutions of the integrodifferential equation describing the kinetics of photons undergoing resonant scattering. The numerical solver is developed based on the weighted essentially non-oscillatory (WENO) scheme for the Boltzmann-like integrodifferential equation. This method has perfectly passed the tests of analytic solution and conservation property of the resonant scattering equation. We focus on the time evolution of the Wouthuysen-F field (W-F) coupling in relation to the 21 cm emission and absorption at the epoch of reionization. We especially pay attention to the formation of the local Boltzmann distribution, $e^{-(\nu - \nu_0)/kT}$, of photon frequency spectrum around resonant frequency ν_0 within width $\Delta\nu$, i.e. $\nu - \nu_0 \sim \Delta\nu$. We show that a local Boltzmann distribution will be formed if photons with frequency $\nu \sim \nu_0$ have undergone a ten thousand or more times of scattering, which corresponds to the order of 10^3 yrs for neutral hydrogen density of the concordance Λ CDM model. The time evolution of the shape and width of the local Boltzmann distribution actually doesn't depend on the details of atomic recoil, photon sources, or initial conditions very much. However, the intensity of photon flux at the local Boltzmann distribution is substantially time-dependent. The time scale of approaching the saturated intensity can be as long as 10^5 – 10^6 yrs for typical parameters of the Λ CDM model. The intensity of the local Boltzmann distribution at time less than 10^5 yrs is significantly lower than that of the saturation state. Therefore, it may not be always reasonable to assume that the deviation of the spin temperature of 21 cm energy states from cosmic background temperature is mainly due to the W-F coupling if first stars or their emission/absorption regions evolved with a time scale equal to or less than M yrs.

Subject headings: cosmology: theory – intergalactic medium – radiation transfer – scattering

¹Division of Applied Mathematics, Brown University, Providence, RI 02912

²Department of Physics, University of Arizona, Tucson, AZ 85721

³Department of Mathematical and Computer Science, Colorado School of Mines, Golden, CO 80401

1. Introduction

It is generally believed that the physical state of the universe at the epoch of reionization can be probed by detecting the redshifted 21 cm signals from the ionized and heated regions around the first generation of stars (e.g. Furlanetto, Oh, & Briggs 2006). The emission and absorption of 21 cm are caused by the deviation of the spin temperature T_s of neutral hydrogen from the temperature of cosmic microwave background (CMB) T_{CMB} at the considered redshift z . Many calculations have been done on the 21 cm emission and absorption from ionized halos of the first stars (Chuzhoy et al. 2006; Cen 2006; Liu et al. 2007). A common assumption of these calculations is that the deviations of T_s from T_{CMB} are mainly due to the Wouthuysen-Field (W-F) coupling (Wouthuysen, 1952; Field, 1958, 1959). That is, the resonant scattering of Ly γ photons with neutral hydrogen atoms locks the color temperature T_c of the photon spectrum around the Ly γ frequency to be equal to the kinetic temperature of hydrogen gas T . Consequently, the spin degree of freedom is determined by the kinetic temperature of hydrogen gas T .

The W-F coupling is from the kinetics of photons undergoing resonant scattering, which is described by a Boltzmann integrodifferential equation. All the above-mentioned calculations are based on time-independent solution of the resonant scattering kinetic equation with Fokker-Planck approximation (Chen & Miralda-Escude, 2004; Hirata, 2006; Furlanetto & Pritchard 2006; Chuzhoy & Shapiro 2006). This is equal to assume that the time scale of the onset of the W-F coupling is less than all time scales related to the 21 cm emission/absorption. However, even in the first paper of the W-F coupling, the problem of time scale has been addressed as follows: "One can infer from this fact that the photons (in a box), after an infinite number of scattering processes on gas atoms with kinetic temperature T , will obtain a statistical distribution over the spectrum proportional to the Planck-radiation spectrum of temperature T . After a finite but large number of scattering processes, the Planck shape will be produced in a region around the initial frequency" (Wouthuysen, 1952). That is, the W-F coupling is onset only "after a finite but large number of scattering". One cannot assume that the time-independent solution is available for the W-F coupling if the time-scales of the evolution of the first stars and their emission/absorption regions are short. A study on the time evolution of radiation spectrum due to resonant scattering is necessary.

This problem is especially important for the 21 cm signal from the first stars, as the life times of the first stars are short. The ionized and heated regions around the first stars are strongly time-dependent (Cen 2006; Liu et al. 2007). The 21 cm emission/absorption regions are located in a narrow shell just outside the ionized region. On the other hand, the speed of the ionization-front (I-front) is rather high, even comparable to the speed of light. The time scales of the formation and the evolution of the 21 cm regions can be estimated by $d=c$,

d being the thickness of the shells of 21 cm emission and absorption. The time-independent solution would be proper only if Ly α photons approach the time-independent state in a time shorter than that of the 21 cm region evolution.

Very few works have been done on the time dependent behavior of the W-F coupling. There is the lack of a time dependent solution even for the Fokker-Planck approximation. The existed time-dependent solvers (e.g. Meiksin, 2006) cannot pass the tests of analytical solutions (Field, 1959). On the other hand, the WENO algorithm is found to be effective to solve the Boltzmann equation (Carrillo et al. 2003) and radiative transfer (Qiu et al. 2006, 2007, 2008). In this paper, we will study the time-dependent behavior of the W-F coupling with the WENO method by numerically solving the integrodifferential equation. In this context, we also develop a numerical solver in accordance with the term of resonant scattering.

The paper is organized as follows. Section 2 presents the basic equations of the resonant scattering of photons. Section 3 very briefly mentions the numerical solver of the WENO scheme and its test with Field's analytic solutions, leaving the details of algorithmic issues to the Appendix. Section 4 presents the time-dependent W-F coupling with a static background. Section 5 shows the numerical results of the W-F coupling in an expanding background. Finally, conclusions are given in Section 6, in which the application to the 21 cm problem is also addressed.

2. Basic equations

2.1. Radiative transfer equations with resonant scattering

Since we focus on the time-scales of the W-F coupling, we consider a homogeneous and isotropically expanding infinite medium consisting of neutral hydrogen with temperature T . The kinetics of photons in the frequency space is described by the radiative transfer equation with resonant scattering (Hummer & Rybicki, 1992; Rybicki & D'Amato 1994)

$$\frac{\partial J(x;t)}{\partial t} + 2H J(x;t) - \frac{cH}{v_T} \frac{\partial J(x;t)}{\partial x} = kc_0(x)J(x;t) + kc_0 \int R(x;x^0)J(x^0;t)dx^0 + S(x;t) \quad (1)$$

where J is the flux in terms of the photon number in units $s^{-1}cm^{-2}$. $H(t) = \dot{a}(t)/a(t)$ is the Hubble parameter, $a(t)$ being the cosmic factor; $v_T = (2k_B T/m)^{1/2}$ is the thermal velocity of hydrogen atoms. The dimensionless frequency x is related to the frequency and the resonant frequency ν_0 by $x = (\nu/\nu_0) = \nu_D$, and $\nu_D = \nu_0 v_T/c$ is the Doppler broadening.

$S(t; x)$ is the source of photons. The parameter $k = \frac{I_D}{I_0}$, where I_D is the intensity of the resonant absorption given by $I_D = \frac{e^2}{m_e c} n_1 f_{12}$, and n_1 being the number density of neutral hydrogen H I at ground state, $f_{12} = 0.416$ is the oscillator strength. The cross section of resonant scattering at the line center is

$$\sigma_0 = \frac{e^2}{m_e c} f_{12} \left(\frac{I_D}{I_0} \right)^{-1} \quad (2)$$

In eq.(1), $\phi(x)$ is the profile of the absorption line at the resonant frequency ω_0 . If the profile is dominated by Doppler broadening, we have

$$\phi(x) = \frac{1}{\sqrt{\pi}} e^{-x^2} \quad (3)$$

The redistribution function $R(x; x^0)$ of eq.(1) gives the probability of a photon absorbed at frequency x^0 , and isotropically re-emitted at frequency x . For coherent scattering, we have (Field 1958; Hummer 1962; Basko 1981)

$$R(x; x^0) = \frac{1}{2} e^{2bx^0 + b^2} \text{erfc}[b \max(x + b, x^0 + b)]; \quad (4)$$

where the parameter $b = \frac{h \omega_0}{m v_T c} = 2.5 \times 10^{-4} (10^4 = T)^{1/2}$ is due to the recoil of atoms. It is in the range of $3 \times 10^{-2} - 3 \times 10^{-4}$, if the temperature T is in the range of $1 \text{ K} - 10^4 \text{ K}$. The redistribution function is normalized as

$$\int_{-\infty}^{\infty} R(x; x^0) dx = 1 \quad (5)$$

Therefore, we have

$$\int_{-\infty}^{\infty} \int_{-\infty}^{\infty} \phi(x) J(x; t) dx = \int_{-\infty}^{\infty} \int_{-\infty}^{\infty} R(x; x^0) J(x^0; t) dx dx^0 \quad (6)$$

It means that the total number of photons absorbed given by the term $\int_{-\infty}^{\infty} \phi(x) J(x; t) dx$ of eq.(1) is equal to the total number of scattered photons. Therefore, with eq.(1), the number of photons is conserved.

2.2. Rescaling the equations

We use the new time variable defined as $\tau = \frac{c}{\omega_0} t$, which is in unit of the mean free light time of photons at resonant frequency. For the concordance Λ CDM model, the number density of hydrogen atoms is $n_H = 1.88 \times 10^{-7} (h^2 = 0.022) (1+z)^3 \text{ cm}^{-3}$. Therefore, we have

$$\tau = 0.054 f_{\text{HI}}^{-1} \frac{T^{1/2}}{10^4} \frac{10^3}{1+z} \frac{0.022}{h^2} \text{ yrs}; \quad (7)$$

where $f_{\text{HI}} = n_1/n_{\text{H}}$ is the fraction of neutral hydrogen.

We rescale the eq.(1) by the following new variables

$$J^0(x; z) = [a(t)/a(0)]^2 J(x; t); \quad S^0(x; z) = [a(t)/a(0)]^2 S(x; t); \quad (8)$$

Thus, eq.(1) becomes

$$\frac{\partial J^0(x; z)}{\partial z} = -\int_0^z dx J^0(x; z) + \int_0^z R(x; x^0) J^0(x^0; z) dx^0 + \frac{\partial J^0}{\partial x} + S^0(x; z); \quad (9)$$

where the parameter τ is the so-called Sobolev parameter. $\tau = (H = v_{\text{t}} k) = (8 H = 3A_{12}^{-1} n_1) = (H m_e / 0 = e^2 n_1 f_{12})$, where λ is the wavelength for Ly transition. τ measures the number of scattering during a Hubble time. It actually is the Gunn-Peterson optical depth given by

$$\tau = 4.9 \times 10^5 h^{-1} f_{\text{HI}} \frac{0.25}{M} \frac{b h^2}{0.022} \frac{1+z}{10}^{3/2}; \quad (10)$$

Around the first stars, the number f_{HI} is strongly dependent on time and position (Liu et al. 2007). It is as small as 10^{-6} within the ionized sphere, and as high as ~ 1 outside the ionized sphere. Therefore, the parameter τ would be in the range from 1 to 10^6 .

The physical meaning of the terms on the right hand side of eq.(9) is clear. The first term is the absorption at frequency x , the second term is the re-emission of photons with frequency x by scattering, and the third term describes the redshift of photons. The time scale of a photon moving x in the frequency space is equal to

$$= \tau^{-1} x; \quad (11)$$

This actually is due to the Hubble expansion.

Considering eq.(6), eq.(9) gives

$$\frac{d}{dz} \int_0^z J^0 dx = - \int_0^z S^0 dx; \quad (12)$$

This equation shows that the total number of photons $\int_0^z J^0 dx$ is dependent only on the sources, regardless of the parameter b of the resonant scattering. Since numerical errors accumulated over a long time evolution could be huge, Eq.(12) is useful to check the reliability of a numerical code. We will use J for J^0 and S for S^0 in sections below. It will not cause confusion.

3. Numerical method

We use the WENO scheme to solve the eq.(9). This algorithm has been given in Roy et al. (2009). Some of the algorithmic details are given in the Appendix. We present a test to show the good performance of our solver below.

Figure 1 plots both the analytical (Field, 1959) and WENO numerical solutions of eq.(9) with parameters $\gamma = 0$ and $b = 0$. It shows that the numerical solutions can follow the analytical solution in all the time t and the frequency x considered. This result is not trivial if compared with the results of other numerical solvers, such as Meiksin (2006), which shows a large deviation between the analytical and numerical solutions. Therefore, our scheme is more reliable.

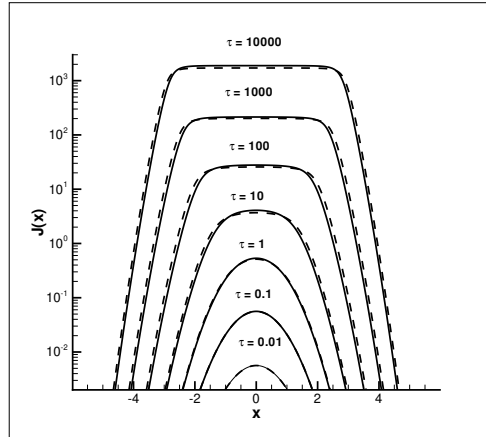


Fig. 1. Analytical (dashed) and WENO numerical (solid) solutions of eq.(9) with $\gamma = 0$ and $b = 0$. The source is taken to be $S = \delta(x)$ and initial condition $J(x;0) = 0$.

4. Wouthuysen-Field coupling in a static background

To study the effect of atomic recoil, we first solve the time evolution of $J(x; \nu)$ in a static background, i.e. $\gamma = 0$. A typical time-dependent result is shown in Figure 2, in which $b = 0.03$. The solution of Figure 2 is actually similar to that shown in Figure 1. Figure 1 shows that a flat plateau around $x = 0$ is to be formed at $t > 100$, while Figure 2 shows that $J(x; \nu)$ evolves into a Boltzmann distribution around $x = 0$ as

$$J(x; \nu) \sim J(0; \nu) e^{2bx} = J(0; \nu) e^{h(\nu_0) = kT}; \quad |x| \ll x_1 \quad (13)$$

This is the so-called "Planck shape in a region around the initial frequency" (Wouthuysen, 1952). The expression eq.(13) has also been found by Field (1959). We will call this feature

to be a local Boltzmann distribution. The width x_1 of the local Boltzmann distribution is numerically defined by the frequency range $|x| < x_1$, in which the slope $\ln J(x; \tau)/dx$ deviating from $-2b$ is small (see below).

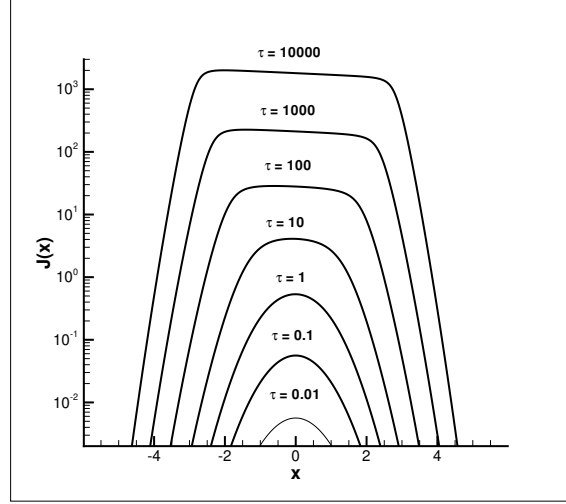


Fig. 2. WENO numerical solutions of eq.(9) with $\alpha = 0$ and $b = 0.03$. The source is taken to be $S = \delta(x)$ and initial condition $J(x; 0) = 0$.

Figure 3 plots the time-evolution of $J(x; \tau)$ with different parameter b , and a zoom-in figure at time $\tau = 10^4$. The zoom-in figure shows clearly that the integral $\int J(x; \tau) dx$ is b -independent. This is consistent with the photon number conservation eq.(12). It shows again that the WENO algorithm is robust. We can also see from the right panel of Figure 3 that all the curves of $\ln J(x; \tau)$ vs. x at $\tau = 10^4$ and in the range $-2 < x < 2$ can be approximated as a straight line. That is, the width x_1 of the local Boltzmann distribution shown in Figure 3 is equal to about 2, and it is approximately b -independent.

The formation and evolution of the local Boltzmann distribution can be quantitatively described by $B(\tau)$ defined as

$$B(\tau) = -2b = [\ln J(0; \tau) - \ln J(1; \tau)]; \quad (14)$$

where $\ln J(0; \tau) - \ln J(1; \tau)$ is the slope of the straight line $\ln J(x; \tau)$ vs. x for $|x| < 1$. For Gaussian source $S(x) = \delta(x) = e^{-x^2/2}$, we have $B(0) = -2b$, and $B(\tau)$ approaches $-2b$ at large τ . Figure 4 presents the numerical relation of $B(\tau)$ vs. τ . The slopes $[\log J(0; \tau) - \log J(1; \tau)]$ at $\tau = 10^4$ are, respectively, 0.0601 for $b = 0.030$, 0.0303 for $b = 0.015$, 0.0159 for $b = 0.0079$, and 0.0051 for $b = 0.0025$. That is, within the frequency range $|x| < x_1$ and $x_1 = 1$, the relative deviation of the slope $d \ln J(x; \tau)/dx$ from $-2b$ is no larger than 2%. Thus,

$\tau = 10^5$ can be considered as the time scale of forming a local Boltzmann distribution within $|x| < x_1 = 1$. For small width $x_1 < 1$, this time scale is lower as $\tau \sim 10^4$. Therefore, the time scale of the onset of W-F coupling with the width x_1 equal to about Doppler broadening is 10^4 - 10^5 .

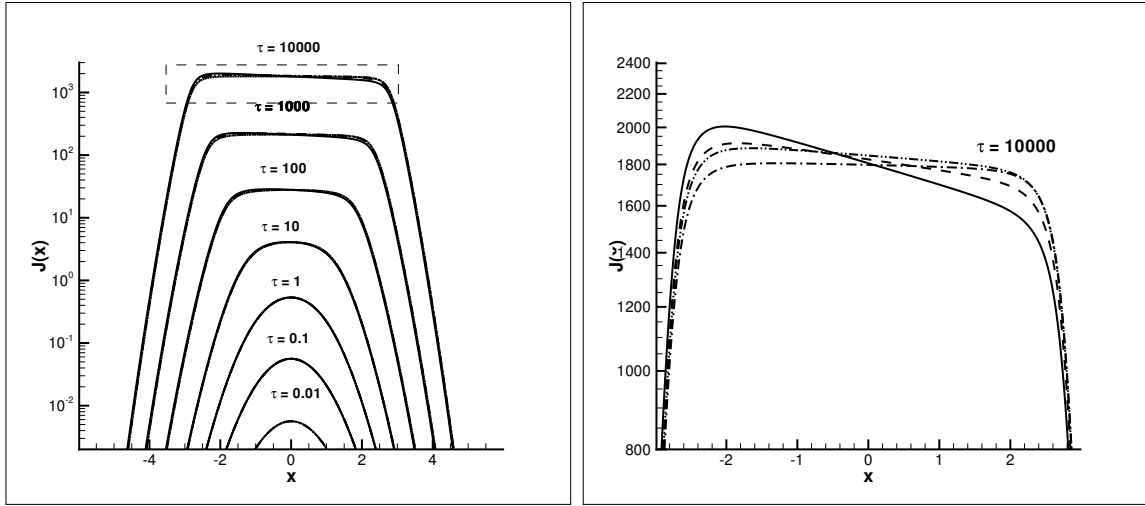


Fig. 3. WENO numerical solutions of eq.(9) with $\gamma = 0$ and $b = 0.03$ (solid), 0.015 (dashed), 0.0079 (dot-dot-dashed) and 0.0025 (dot-dashed). The source is taken to be $S = \delta(x)$ and initial condition $J(x;0) = 0$. The right panel is a zoom-in of the dashed square of the left panel.

We can relate the width x_1 with the mean number of scattering, N_c , needed to form the local Boltzmann distribution. Although the redistribution function eq.(4) is b -dependent, the probability of x photons undergoing a resonant scattering per unit time is $J(x)$, which is b -independent. Thus, at a given time τ , the mean number N_c of resonant scattering of photons within $|x| < x_1$ approximately is

$$N_c \sim \frac{1}{x_1} \int_{-x_1}^{x_1} J(x) dx: \quad (15)$$

Eq.(15) gives the "finite but large number of scattering" for realizing a local Boltzmann distribution within $|x| < x_1$ (Wouthuysen, 1952). Therefore, the approximate b -independence of x_1 (Figures 3 and 4) would imply the b -independence of N_c .

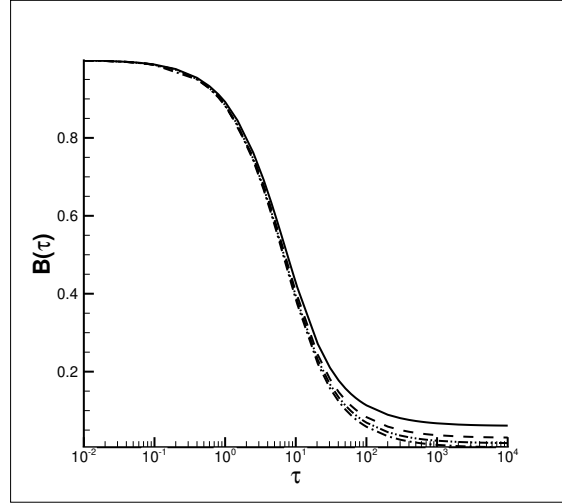


Fig. 4. | $B(\tau)$ vs. τ for solutions of Figure 3 with $b = 0.03$ (solid), 0.015 (dashed), 0.0079 (dot-dot-dashed) and 0.0025 (dot-dashed).

5. Wouthuysen-Field coupling in an expanding background

5.1. Width of the local Boltzmann distribution

Considering an expanding background, i.e. $\epsilon > 0$, we solve eq.(9) by the WENO algorithm. Figure 5 plots solutions with the same source $S = \delta(x)$ and parameter $b = 0.03$ as in Figure 2, but with $\epsilon = 10^{-3}$ and 10^{-5} . Similar to Figure 2, a local Boltzmann distribution has formed when $\tau > 10^3$ for both $\epsilon = 10^{-3}$ and 10^{-5} . The section of the spectrum near $x = 0$ becomes τ -independent when $\tau > 10^3$ for $\epsilon = 10^{-3}$, and $\tau > 10^5$ for $\epsilon = 10^{-5}$. We call this τ -independence to be saturation of the profile $J(x; \tau)$ around resonant frequency. In saturated state, the number of photons redshifted from $x > 0$ to the local Boltzmann distribution area $x < 0$ due to Hubble expansion is equal to the number of photons leaving from $x < 0$ to the red wing. Therefore, we see from Figure 5 that once J reaches the saturation state, the boundary on the red wing ($x < 0$) of J is moving to left (red). On the other hand, the boundary on the blue wing ($x > 0$) is almost time-independent.

Unlike in Figure 2, the width x_1 does not always increase with time. For $\epsilon = 10^{-3}$ the width stops to increase when $\tau > 10^3$, and for $\epsilon = 10^{-5}$, it is stopped at $\tau > 10^5$. One can find the mean scattering number N_c with the similar way as eq.(15). When $\epsilon > 0$, the time duration of photons staying in the frequency space from x to $x + \Delta x$ roughly is $\Delta x = [\epsilon x^2] / \Delta x$ [eq.(11)]. On the other hand, the mean probability of $|x| < x_1$ photons being scattered in a unit Δx is $\frac{1}{x_1} \int_{-x_1}^{x_1} J(x) dx$. The larger the x_1 , the less the probability. Thus, all photons within

{ 10 {

$|x| < x_1$ averagely undergo N_c scattering give by

$$N_c \sim \frac{1}{\tau} \int_0^{x_1} J(x) dx: \quad (16)$$

From Figure 5, the maximum width for $\tau = 10^{-3}$ is estimated as $x_1 = 1.9$, corresponding to $N_c \sim 0.5 \times 10^3$. While for $\tau = 10^{-5}$, maximum width is $x_1 = 2.8$, and $N_c \sim 5.0 \times 10^5$. Once the width x_1 stops to increase, all quantities in eq.(16), τ , x_1 and $J(x)$, are τ -independent. Thus, N_c should also be τ -independent.

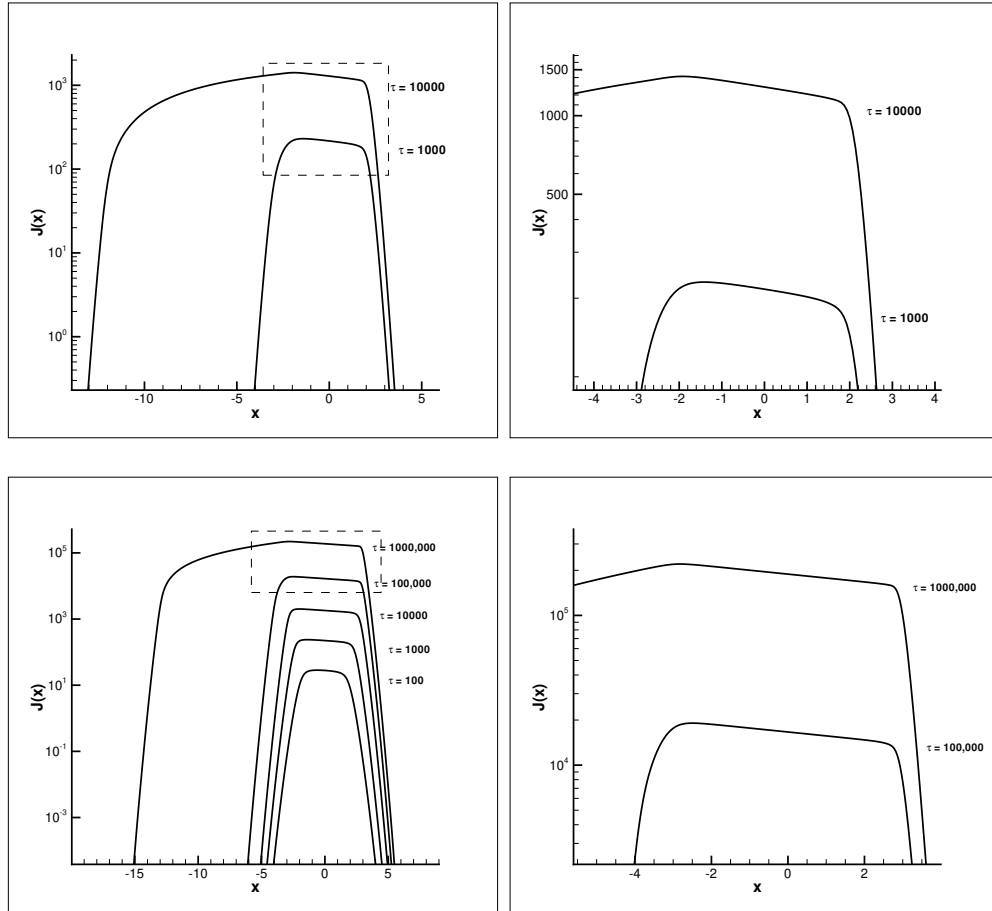


Fig. 5. WENO numerical solutions of eq.(9) with $b = 0.03$ and $\tau = 10^{-3}$ (two top panels) and $\tau = 10^{-5}$ (two bottom panels). The source is taken to be $S = \delta(x)$ and initial condition $J(x;0) = 0$. The right panels are zoom-in of the dashed square of the corresponded left panel.

The τ -independence of the width x_1 is also shown in Figure 6, in which we still use $\tau = 10^{-3}$, and $J(x;0) = 0$ initially. However, the source is taken to be $S(x) = \delta(x - 10)$.

That is, the source photons have frequency $x = 10$, or $\omega = \omega_0 + 10 \omega_D$. The resonant scattering at $x = 0$ ($\omega = \omega_0$) will occur when these photons have redshifted from ω to ω_0 , which takes time of about $\tau = 10 = \gamma' 10^4$. Figure 6 shows that the whole distribution of $J(x; \tau)$ dramatically evolves with time, but the width of the local Boltzmann distribution around $x = 0$ is kept to be $x_1' 2$ from $\tau = 10^4$ to 4×10^4 . We also find from our numerical calculations that when $\gamma' > 4 \times 10^4$, the intensity of the photon flux around $x = 0$ keeps constant, or it is in saturated state.

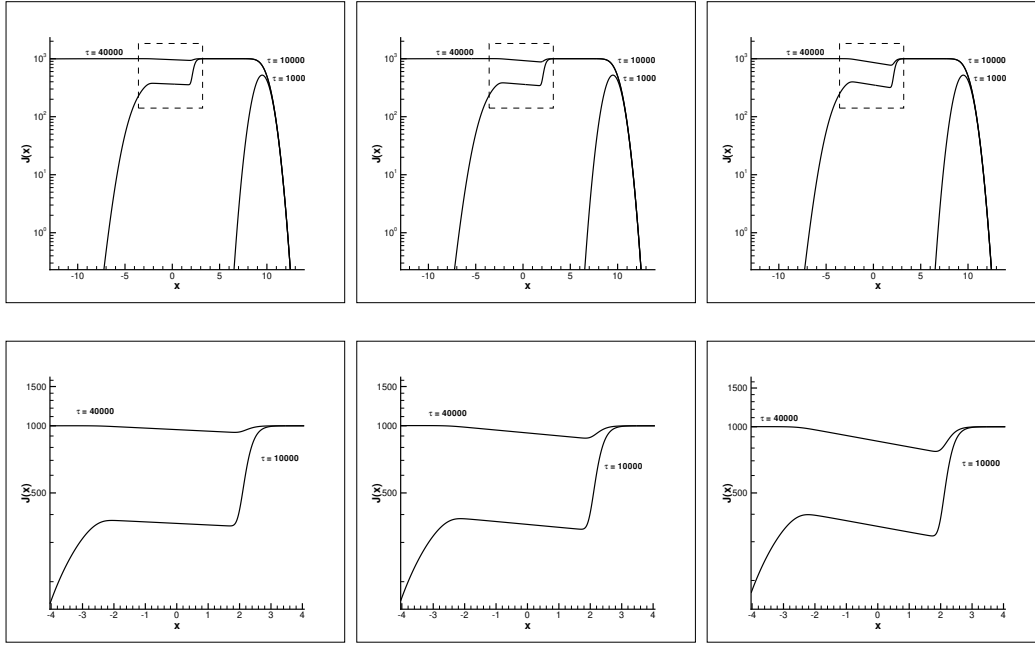


Fig. 6. | WENO numerical solutions of eq.(9) with $\gamma' = 10^{-3}$ and $b = 0.0079$ (left), 0.015 (middle), 0.03 (right). The source is taken to be $S = \delta(x - 10)$ and initial condition $J(x; 0) = 0$. The bottom panels are the zoom-in of the dashed square of the top panels.

Similar to Figure 3, Figure 6 also shows that the width of the local Boltzmann distribution is approximately b -independent. From eq.(16), one can also expect that the width will be smaller for larger γ' . A local Boltzmann distribution can form only if γ' is large enough. This property is shown with Figure 7, in which we use the same photon source $S(x)$ and parameter b as in Figure 6, but we take larger γ' . Figure 7 presents the results of $\gamma' = 1$ and 10^{-1} . We see from Figure 7 that in the case of $\gamma' = 1$, there is no local Boltzmann distribution at any time. The resonant scattering leads only to a valley around $x = 0$. It is because the strongest scattering is at $x' = 0$, which moves photons with frequency $x' = 0$ to $x \neq 0$. However, the redshift lets photon quickly leaving from $x' = 0$. They are not

undergoing enough number of scattering to form a local statistical equilibrium distribution. For $\tau = 10^{-1}$, it seems to show a local Boltzmann distribution, but its width is very small at all time.

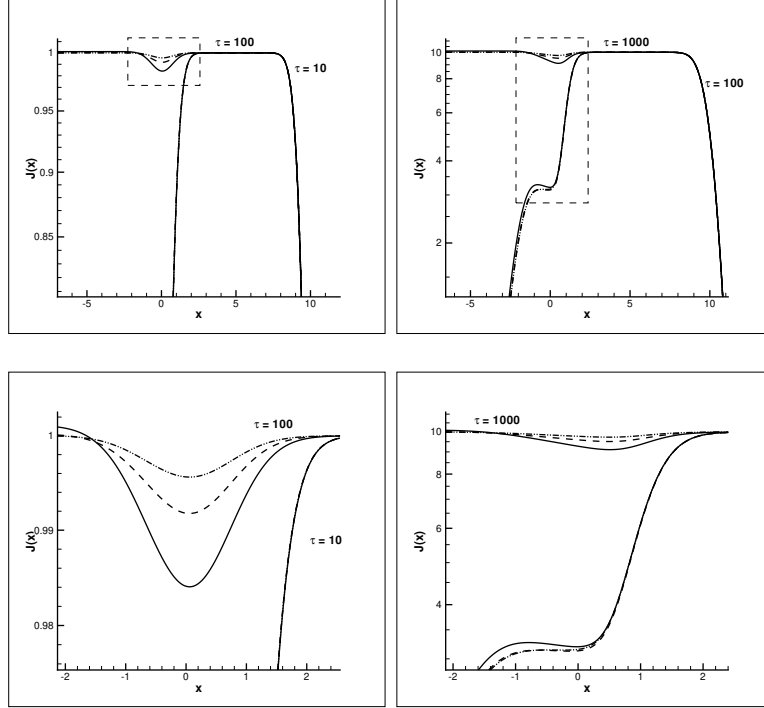


Fig. 7. | WENO numerical solutions of eq.(9) with $\tau = 1$ (left) and $\tau = 10^{-1}$ (right). Parameter $b = 0.0079$ (dot-dot-dashed), 0.015 (dashed), 0.03 (solid). The source is $S = (x - 10)$ and initial condition $J(x; 0) = 0$. The bottom panels are the zoom-in of the dashed square of the top panels.

5.2. Photon source and $W \rightarrow F$ coupling

The τ - and b -independencies of the shape and width of the local Boltzmann distribution yield an important conclusion that for given parameters τ and b , the formation and evolution of the local Boltzmann distribution is independent of the photon sources $S(x; \tau)$. This is because eq.(9) is linear of J . Any source $S(x; \tau)$ can always be considered as a superposition of m monochromatic sources around frequency $x = x_i$, or $S(x; \tau) = \sum_i S_i(x - x_i; \tau)$, S_i is the intensity of photon source $(x - x_i; \tau)$ with frequency x_i . $J(x; \tau)$ can be decomposed into $J(x; \tau) = \sum_i J_i(x; \tau)$, where $J_i(x; \tau)$ is the solution of eq.(9) with the source i . Thus, if

the formation of the local Boltzmann distribution around $x = 0$ is independent of τ and b , the superposition $J(x; \tau) = \sum_i J_i(x; \tau)$ should also show the same local Boltzmann distribution around $x = 0$. Although the overall amplitude does depend on the source, the shape around resonant frequency does not.

As an example, Figure 8 presents a solution with the same parameters as in Figure 6, but the source is with continuous spectrum given by

$$S(x; \tau) = \begin{cases} (10-x)^2; & 10 < x < 15; \\ 0 & \text{otherwise} \end{cases} \quad (17)$$

Photons with frequency $x = 10$ will arrive earlier at $x = 0$ with higher intensity, while those with frequency $x = 15$ will arrive at $x = 0$ later with lower intensity. The flux $J(x; \tau)$ of Figure 8 has very different shape from Figure 6, while the local Boltzmann distribution at $-2 < x < 2$ of Figure 8 is exactly the same as that in Figure 6. Therefore, the W-F coupling is always working regardless the original spectrum of the redshifted photons.

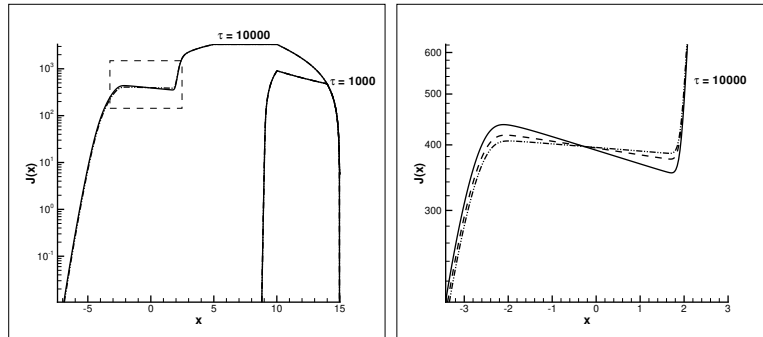


Fig. 8. | WENO numerical solutions of eq.(9) with $\tau = 10^{-3}$ and $b = 0.0079$ (dot-dot-dashed), 0.015 (dashed), 0.03 (solid). The source is given by eq.(17). The right panel is a zoom-in of the dashed square of left panel.

5.3. Intensity

From Figures in 5.1 and 5.2, we see that the intensity of photon flux J at the local Boltzmann distribution is strongly dependent on τ and b . Figures 5 and 6 show that at early time J is smaller than its saturation state. For the solution of Figure 6, the flux in the frequency range of the local Boltzmann distribution is saturated at about $\tau = 4 \times 10^4$ with saturated flux $J' \sim 10^4$, while the intensity at $\tau = 10^4$ is significantly lower than that of the saturated state.

Figure 9 is the same as Figure 6, but taking $\tau = 10^{-2}$ and 10^{-4} . The lower panels of Figure 9 show once again that the time-evolution of the intensity is about b -independent. Figure 9 shows also that for $\tau = 10^{-2}$, the photon flux approaches the saturated state with intensity of $J \sim 10^2$ at $t = 10^4$. While for $\tau = 10^{-4}$, the saturated state has not yet been approached even when intensity $J \sim 10^4$, and $t = 10^5$. Generally, the smaller the τ , the larger the saturated intensity and the longer the time needed to approach its saturated state.

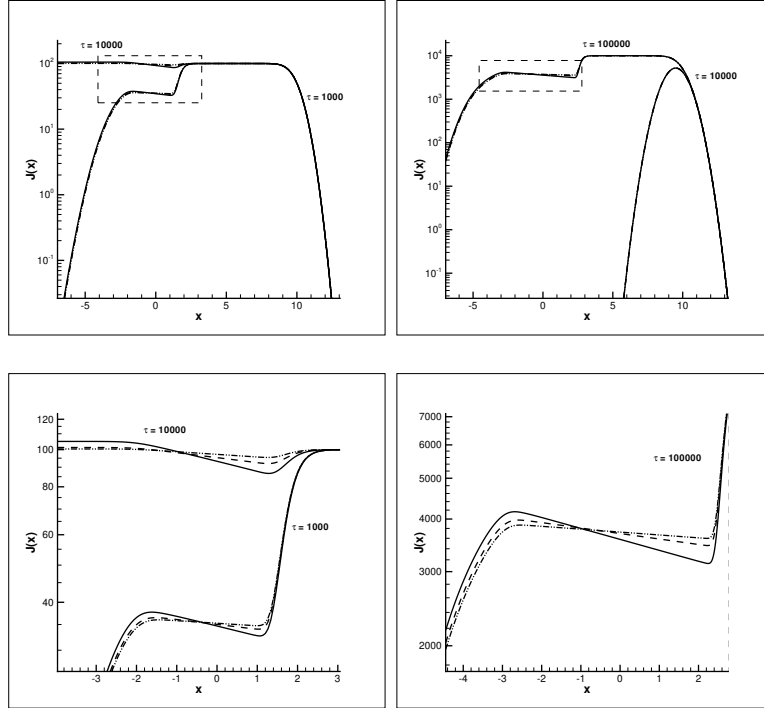


Fig. 9. | WENO numerical solutions of eq.(9) with $\tau = 10^{-2}$ (left) and 10^{-4} (right) with source $S(x) = (x - 10)$ and $b = 0.0079$ (dot-dot-dashed), 0.015 (dashed), 0.03 (solid). The bottom panels are the zoom in of the dashed square of top panels.

6. Conclusions and discussions

6.1. Summary

The onset of the W-F coupling, or the formation of local Boltzmann distribution is similar to the process of approaching a statistical thermal equilibrium state via collisions or scattering. The particle distribution in the statistical equilibrium is independent of time, initial distribution, and the details of collision. The equilibrium distribution is maintained

only by the enough collisions among particles. A local Boltzmann distribution is formed once the number of resonant scattering is large enough. Like other statistically thermal equilibrium, the features of the local Boltzmann distribution are independent of time, photon source, initial photon distribution, and etc.

In an expanding universe, photons are moving in the frequency space with "speed" given by the redshift. The formation of the local Boltzmann distribution depends on the competition between the resonant scattering and the redshift. If photons have undergone enough scattering during their path through the frequency space around the resonant frequency, a local Boltzmann distribution will be formed. Otherwise local statistical equilibrium cannot be approached.

In our work, we use the Gaussian profile eq.(3), but not the Voigt profile. Our major results on the formation of local Boltzmann distribution will not be affected by using the Voigt profile if the width x_1 is not larger than the Doppler thermal broadening. We found that the solution of eq.(9) with rest background is not affected by Voigt profile if the ratio between the natural and Doppler broadening is equal to 10^{-3} , which corresponds to $T \sim 650$ K. For large a , or small T , the Doppler thermal broadening is small. In this case, the width x_1 , in which the color temperature T_c of Ly γ photons is locked to the kinetic temperature T of hydrogen atoms, would also be small.

6.2. Applications to the 21 cm problem

A basic problem for the 21 cm signal from the ionized and heated region around first stars is the conditions on which one can estimate the 21 cm emission and absorption with the W-F coupling, which forces the internal (spin-)degree of freedom to be determined by the thermal motion of the atoms. In this case, the relative occupation of the two hyperfine-structure components of the ground state depends only upon the shape of the spectrum near the Ly γ frequency. Therefore, we need a local Boltzmann distribution of Ly γ photon with frequency width equal to or larger than $|j_f - j_0|_{21} = 1420$ MHz, or

$$x_f \geq 0.014 \frac{10^4}{T}^{1/2} : \quad (18)$$

Thus, from Figure 7 and eq.(10) one can conclude that in regions with $f_{HI} \sim 10^{-4}$, where $\tau > 10^{-1}$, the W-F coupling will not work. Although electron-hydrogen and proton-hydrogen collisions can be important; the 21 cm signal will be incredibly small. On the other hand, in the primarily neutral IGM, W-F coupling is very efficient.

From eqs.(7) and (10), we have

$$t = 0.26 \cdot 10^5 h^{-1} \frac{T^{1=2}}{10^4} \frac{10^{3=2}}{1+z} \frac{0.25^{1=2}}{M} \text{ yrs:} \quad (19)$$

We know that the saturation, or time independent solution around resonant frequency, can be used only when the time is larger than the time of photon moving over a frequency space from x_1 to x_2 . From Figures 6 and 9, we have $\frac{10}{1+z}$ equal to about 10 at the saturation. Therefore, eq.(19) yields that the time independent solution is available only if the time scale of the evolution of the ionized sphere of first stars is larger than about $3 \cdot 10^5$ yrs. This gives a constraint on the 21 cm emission region, as such regions are very narrow, the time scale of the evolution being comparable to 10^6 yr, or even less (Liu et al. 2007).

Actually we may not need a saturation state. What we used for estimating the 21 cm signals is the frequency distribution $J(x; \nu)$ to show a Boltzmann-like shape in the central part $x \approx 0$, i.e. the onset of the W-F coupling. The time-scale of the W-F coupling onset is equal to about 10^3 yrs for neutral hydrogen density of the concordance Λ CDM model [eq.(7)]. This time scale is much less than that of the evolution of 21 cm region of first stars. It seems to indicate that we can safely use the W-F coupling in the 21 cm estimation of first stars.

However, we should mention the effect of the photon intensity. The coupling coefficient between Ly photons and spin temperature is proportional to the intensity J (e.g. Furlanetto, Oh, & Briggs 2006). The W-F coupling would generally be suppressed due to the fact that the flux at the resonant frequency $J(x=0)$ is always less than the flux at other frequencies. In a saturated state this suppression is small (Figure 6). However, before approaching the saturated state, the intensity J generally is significantly less than its saturated value. That is, although the local Boltzmann distribution is formed at the time of the order of $\sim 10^4$, the intensity at that time would still be low, and the W-F coupling is not enough to produce the deviation of T_s from T_{CMB} . Therefore, it may not be always reasonable to assume that the deviation of T_s from T_{CMB} is mainly due to the W-F coupling if first stars or their emission/absorption regions evolved with time scale equal to or less than M yrs.

The WENO algorithm revealed the time evolution of photons undergoing resonant scattering, whose information is generally lost in the asymptotic solutions, or the time-independent solution. Although time-independent solutions provide useful guidance, they do not show the conditions for the efficiency of the W-F coupling at different times. The asymptotic solution probably is never reached for short life-time objects. It would be impossible to correctly estimate observable 21 cm signal from ionized and heated halos of first stars without a correct understanding of the time evolution of the W-F coupling.

This work is supported by the U S N S F under the grants A S T -0506734 and A S T -0507340.

A . N u m e r i c a l a l g o r i t h m

A .1. C o m p u t a t i o n a l d o m a i n a n d c o m p u t a t i o n a l m e s h

The computational domain in the case of static background is $x \in [-15; 15]$. The initial condition is $J(x; 0) = 0$ and the boundary condition is $J(x; \tau) = 0$ at the boundaries. In the case of expanding background ($\epsilon > 0$), the computational domain is bigger, depending on the value of the Sobolev parameter ϵ . The domain, denoted as $(x_{\text{left}}; x_{\text{right}})$, is chosen such that $J(x_{\text{left}}; \tau) = 0$ and $J(x_{\text{right}}; \tau) = 0$. For example, the domain is taken to be $x \in [-100; 15]$ for the case of $\epsilon = 10^{-3}$.

The computational domain $(x_{\text{left}}; x_{\text{right}})$ is discretized into a uniform mesh as following,

$$x_i = i \Delta x; \quad i = N_1, \dots, N$$

where $N = N_1 + N_r$ and $\Delta x = (x_{\text{right}} - x_{\text{left}})/N$, is the mesh size. We also denote $J_i^n = J(x_i; \tau^n)$, the approximate solution values at x_i and the n^{th} time step, i.e. $\tau^n = n \Delta t$, t being the numerical time step.

A .2. The W E N O algorithm : approximations to spatial derivatives

To calculate $\frac{\partial J}{\partial x}$, we use the fifth order WENO method (Jiang and Shu, 1996). That is,

$$\frac{\partial J(x_i; \tau^n)}{\partial x} = \frac{1}{\Delta x} (\hat{h}_{i+1/2} - \hat{h}_{i-1/2}) \quad (\text{A } 1)$$

where the numerical flux $\hat{h}_{i+1/2}$ is obtained by the procedure given below. We use the upwind flux in the fifth order WENO approximation because the wind direction is fixed (negative). First, we denote

$$h_i = J(x_i; \tau^n); \quad i = 2; 1; \dots; N+3 \quad (\text{A } 2)$$

where n is fixed. The numerical flux from the WENO procedure is obtained by

$$\hat{h}_{i+1/2} = \omega_1 \hat{h}_{i+1/2}^{(1)} + \omega_2 \hat{h}_{i+1/2}^{(2)} + \omega_3 \hat{h}_{i+1/2}^{(3)}; \quad (\text{A } 3)$$

where $\hat{h}_{i+1/2}^{(m)}$ are the third order fluxes on three different stencils given by

$$\hat{h}_{i+1/2}^{(1)} = \frac{1}{6} h_{i-1} + \frac{5}{6} h_i + \frac{1}{3} h_{i+1};$$

{ 18 {

$$\begin{aligned}\hat{h}_{i+1=2}^{(2)} &= \frac{1}{3}h_i + \frac{5}{6}h_{i+1} - \frac{1}{6}h_{i+2}; \\ \hat{h}_{i+1=2}^{(3)} &= \frac{11}{6}h_{i+1} - \frac{7}{6}h_{i+2} + \frac{1}{3}h_{i+3};\end{aligned}$$

and the nonlinear weights w_m are given by,

$$w_m = \frac{w_m}{X^3}; \quad w_1 = \frac{1}{(\epsilon + w_1)^2}; \quad m=1$$

where ϵ is a parameter to avoid the denominator to become zero and is taken as $\epsilon = 10^8$. The linear weights w_1 are given by

$$w_1 = \frac{3}{10}; \quad w_2 = \frac{3}{5}; \quad w_3 = \frac{1}{10};$$

and the smoothness indicators s_1 are given by,

$$\begin{aligned}s_1 &= \frac{13}{12}(h_{i-1} - 2h_i + h_{i+1})^2 + \frac{1}{4}(h_{i-1} - 4h_i + 3h_{i+1})^2; \\ s_2 &= \frac{13}{12}(h_i - 2h_{i+1} + h_{i+2})^2 + \frac{1}{4}(h_i - h_{i+2})^2; \\ s_3 &= \frac{13}{12}(h_{i+1} - 2h_{i+2} + h_{i+3})^2 + \frac{1}{4}(3h_{i+1} - 4h_{i+2} + h_{i+3})^2;\end{aligned}$$

A.3. Numerical integration: an $O(N)$ algorithm

We need to numerically integrate $\int_{\mathbb{R}} R(x; x^0) J(x^0; t) dx^0$, denoted as

$$I(x) = \frac{1}{2} \int_{\mathbb{R}} e^{2bx^0 + b^2} \operatorname{erfc}(m \max(jx + bj, x^0 + b)) J(x^0; t) dx^0; \quad (A 6)$$

with $R(x; x^0)$ as in eq.(4). To evaluate $I_m = I(x_m)$, $8m = N_1$; We apply the rectangular rule, which is spectrally accurate for smooth functions vanishing at boundaries,

$$I_m = \frac{1}{2} \int_{x_{\text{left}}}^{x_{\text{right}}} \operatorname{erfc}(m \max(jx_m + bj, x^0 + b)) e^{2bx^0 + b^2} J(x^0; t) dx^0 \quad (A 7)$$

$$\frac{1}{2} \sum_{i=1}^{N_1} \operatorname{erfc}(m \max(jx_m + bj, x_i + b)) e^{2bx_i + b^2} J(x_i; t); \quad (A 8)$$

Notice that this summation algorithm is very costly as it takes $O(N)$ operations per m , therefore the total procedure has $O(N^2)$ operations overall. We use a grouping technique,

described below, so that the overall computational cost can be reduced to $O(N)$, without changing mathematically the algorithm and its accuracy.

The proposed scheme with order N computational effort is the following. Let $N_b = \text{floor}(\frac{b}{x})$ and $N_{2b} = \text{floor}(\frac{2b}{x})$. The integration algorithm is designed for two cases: $m \leq N_b$ and $m > N_b$.

In the case of $m \leq N_b$ or equivalently $x_m + b \geq 0$:

$$I_m = \frac{1}{2} x \left(\sum_{i=N_1}^{N_{2b}-1} \text{erfc}(x_i + b) e^{2bx_i + b^2} J(x_i; t) + \text{erfc}(x_m + b) \sum_{i=m-N_{2b}}^{N_{2b}} e^{2bx_i + b^2} J(x_i; t) + \sum_{i=m+1}^{N_r} \text{erfc}(x_i + b) e^{2bx_i + b^2} J(x_i; t) \right) \quad (\text{A } 9)$$

$$= \frac{1}{2} x (I_{1,m} + \text{erfc}(x_m + b) I_{2,m} + I_{3,m}) \quad (\text{A } 10)$$

1. Evaluate $I_{1; N_b}$, $I_{2; N_b}$ and $I_{3; N_b}$ respectively as

$$I_{1; N_b} = \sum_{i=N_1}^{N_b-1} \text{erfc}(x_i + b) e^{2bx_i + b^2} J(x_i; t); \quad (\text{A } 11)$$

$$I_{2; N_b} = \sum_{i=N_b-N_{2b}}^{N_b} e^{2bx_i + b^2} J(x_i; t); \quad (\text{A } 12)$$

$$I_{3; N_b} = \sum_{i=N_b+1}^{N_r} \text{erfc}(x_i + b) e^{2bx_i + b^2} J(x_i; t); \quad (\text{A } 13)$$

which leads to $O(N)$ cost.

2. $D \circ m = N_b + 1; N_r$

Evaluate $I_{1,m}$, $I_{2,m}$, $I_{3,m}$ respectively by

$$I_{1,m} = I_{1,m-1} + \text{erfc}(x_{m-N_{2b}} + b) e^{2bx_{m-N_{2b}} + b^2} J(x_{m-N_{2b}}; t) \quad (\text{A } 14)$$

$$I_{2,m} = I_{2,m-1} + e^{2bx_m + b^2} J(x_m; t) + e^{2bx_{m-N_{2b}} + b^2} J(x_{m-N_{2b}}; t) \quad (\text{A } 15)$$

$$I_{3,m} = I_{3,m-1} + \text{erfc}(x_m + b) e^{2bx_m + b^2} J(x_m; t) \quad (\text{A } 16)$$

ENDDO

To be consistent with the indexes, if $N_1 - N_{2b} < N_r$ then, we will set $I_{1,m} = 0$, for $m = N_1 - N_{2b}; N_r$. The algorithm leads to $O(1)$ cost per m , therefore $O(N)$ computation overall.

In the case of $m < N_b$, or equivalently $x_m + b < 0$:

$$I_m = \frac{1}{2} \times \left(\sum_{i=N_1}^{N-1} \text{erfc}(x_i + b) e^{2bx_i + b^2} J(x_i; t) \right. \\ \left. + \text{erfc}(x_m + b) \sum_{i=m}^{N_{2b}-1} e^{2bx_i + b^2} J(x_i; t) \right. \\ \left. + \sum_{i=m+N_{2b}}^{N_r} \text{erfc}(x_i + b) e^{2bx_i + b^2} J(x_i; t) \right) \quad (A 17)$$

$$= \frac{1}{2} \times (I_{1,m} + \text{erfc}(x_m + b) I_{2,m} + I_{3,m}) \quad (A 18)$$

1. Evaluate $I_{1; N_b-1}$, $I_{2; N_b-1}$ and $I_{3; N_b-1}$ as

$$I_{1; N_b-1} = \sum_{i=N_1}^{N_b-2} \text{erfc}(x_i + b) e^{2bx_i + b^2} J(x_i; t); \quad (A 19)$$

$$I_{2; N_b-1} = \sum_{i=N_b-1}^{N_{2b}-1} e^{2bx_i + b^2} J(x_i; t); \quad (A 20)$$

$$I_{3; N_b-1} = \sum_{i=N_b+1-N_{2b}}^{N_r} \text{erfc}(x_i + b) e^{2bx_i + b^2} J(x_i; t); \quad (A 21)$$

which leads to $O(N)$ cost.

2. Do $m = N_b - 2; N_1$

Evaluate $I_{1,m}$, $I_{2,m}$, $I_{3,m}$ respectively by

$$I_{1,m} = I_{1,m+1} - \text{erfc}(x_m + b) e^{2bx_m + b^2} J(x_m; t) \quad (A 22)$$

$$I_{2,m} = I_{2,m+1} + e^{2bx_m + b^2} J(x_m; t) + e^{2bx_{m-N_{2b}+1} + b^2} J(x_{m-N_{2b}+1}; t) \quad (A 23)$$

$$I_{3,m} = I_{3,m+1} - \text{erfc}(x_{m-N_{2b}+1} + b) e^{2bx_{m-N_{2b}+1} + b^2} J(x_{m-N_{2b}+1}; t) \quad (A 24)$$

ENDDO

To be consistent with the indexes, if $N_1 - N_{2b} > N_r$, we will set $I_{3,m} = 0$, for $m = N_{2b} - N_r; N_1$. Again, the algorithm leads to $O(1)$ cost per m , therefore $O(N)$ computation overall.

A.4. Time evolution

To evolve in time, we use the third-order TVD Runge Kutta time discretization (Shu & Osher, 1988). For systems of ODEs $u_t = L(u)$, the third order Runge-Kutta method is

$$\begin{aligned} u^{(1)} &= u^n + \Delta t L(u^n; \tau^n); \\ u^{(2)} &= \frac{3}{4}u^n + \frac{1}{4}(u^{(1)} + \Delta t L(u^{(1)}; \tau^n + \frac{\Delta t}{2})); \\ u^{n+1} &= \frac{1}{3}u^n + \frac{2}{3}(u^{(2)} + \Delta t L(u^{(2)}; \tau^n + \frac{\Delta t}{2})); \end{aligned}$$

REFERENCES

- Basko, M. M. 1981, *Astrophysics*, 17, 69
- Carrillo, J. A., Gamba, I. M., Majana, A. & Shu, C.-W. 2003, *Journal of Computational Physics*, 184, 498
- Cen, R. 2006, *ApJ*, 648, 47
- Chen, X. & Miranda-Escude, J. 2004, *ApJ*, 602, 1.
- Chuzhoy, L., Alvarez, M. A., & Shapiro, P. R. 2006, *ApJ*, 648, L1
- Chuzhoy, L. & Shapiro, P. R. 2006, *ApJ*, 655, 843
- Field, G. B., 1958, *Proc. IRE*, 46, 240
- Field, G. B. 1959, *ApJ*, 129, 551.
- Furlanetto, S. R., Oh, S. P., & Briggs, F. H. 2006, *Physics Reports*, 433, 181
- Furlanetto, S. R. & Pritchard, J. R. 2006, *MNRAS*, 372, 1093
- Hirata, C. M. 2006, *MNRAS*, 367, 259
- Hummer, D. G. 1962, *MNRAS*, 125, 21
- Hummer, D. G. & Rybicki, G. B. 1992, *ApJ*, 387, 248.
- Jiang, G. & Shu, C.-W. 1996, *J. Comput. Phys.*, 126, 202
- Liu, J.-R., Qiu, J.-M., Feng, L.-L., Shu, C.-W. and Fang, L.-Z. 2007, *ApJ*, 663, 1

Meiksin, A. 2006, *MNRAS*, 370, 2025

Qiu, J.-M., Feng, L.-L., Shu, C.-W. & Fang, L.-Z. 2006, *New Astronomy*, 12, 1

Qiu, J.-M., Feng, L.-L., Shu, C.-W. & Fang, L.-Z. 2007, *New Astronomy*, 12, 398

Qiu, J.-M., Shu, C.-W., Liu, J.-R. & Fang, L.-Z. 2008, *New Astronomy*, 13, 1

Roy, I., Qiu J.-M., Shu C.-W., Fang L.-Z., submitted to *New Astronomy*

Rybicki, G. B. & Dell'Antonio, I. P. 1994, *ApJ*, 427, 603

Shu, C.-W. & Osher, S., 1988, *J. Comp. Phys.*, 77, 439

Wouthuysen, S. A. 1952, *AJ*, 57, 31