

Binarity and multiperiodicity in high-amplitude δ Scuti stars

A. Derekas^{1,2}, L. L. Kiss¹, T. R. Bedding¹, M. C. B. Ashley², B. Csák^{3,4}, A. Danos¹, J. M. Fernandez⁵, G. Fűrész⁵, Sz. Mészáros³, Gy. M. Szabó⁶, R. Szakáts⁶, P. Székely⁶, K. Szatmáry⁶

¹*Sydney Institute For Astronomy, School of Physics, University of Sydney, NSW 2006, Australia*

²*School of Physics, Department of Astrophysics and Optics, University of New South Wales, Sydney, NSW 2052, Australia*

³*Department of Optics and Quantum Electronics, University of Szeged, Hungary*

⁴*Max Planck Institute for Astronomy, Königstuhl 17, D-69117 Heidelberg, Germany*

⁵*Harvard-Smithsonian Center for Astrophysics, 60 Garden Street, Cambridge, MA 02138, USA*

⁶*Department of Experimental Physics and Astronomical Observatory, University of Szeged, Szeged, Dóm tér 9, 6720 Hungary*

Accepted ... Received ...; in original form ...

ABSTRACT

We have carried out a photometric and spectroscopic survey of bright high-amplitude δ Scuti (HADS) stars. The aim was to detect binarity and multiperiodicity (or both) in order to explore the possibility of combining binary star astrophysics with stellar oscillations. Here we present the first results for ten, predominantly southern, HADS variables. We detected the orbital motion of RS Gru with a semi-amplitude of 6.5 km s^{-1} and 11.5 days period. The companion is inferred to be a low-mass dwarf star in a close orbit around RS Gru. We found multiperiodicity in RY Lep both from photometric and radial velocity data and detected orbital motion in the radial velocities with hints of a possible period of 500–700 days. The data also revealed that the amplitude of the secondary frequency is variable on the time-scale of a few years, whereas the dominant mode is stable. Radial velocities of AD CMi revealed cycle-to-cycle variations which might be due to non-radial pulsations. We confirmed the multiperiodic nature of BQ Ind, while we obtained the first radial velocity curves of ZZ Mic and BE Lyn. The radial velocity curve and the O–C diagram of CY Aqr are consistent with the long-period binary hypothesis. We took new time series photometry on XX Cyg, DY Her and DY Peg, with which we updated their O–C diagrams.

Key words: stars: variables: δ Scuti – binaries: general – binaries: spectroscopic – techniques: photometric – techniques: radial velocities – methods: observational

1 INTRODUCTION

Scuti stars are short-period pulsating variables of A–F spectral types, located at the intersection of the main sequence and the classical instability strip in the Hertzsprung–Russell diagram. Typical periods are in the order of a few hours with amplitudes less than 1 mag. A prominent group within the family comprises the high-amplitude δ Scuti stars (HADS), which have V-band amplitudes larger than 0.3 mag. Population II members of the group are also known as SX Phoenicis stars, often found in globular clusters (for a review of δ Scuti stars see e.g. Rodríguez & Breger (2001)).

HADS’s are the short-period counterparts of the classical Cepheids, excited by the κ -mechanism and pulsating in one or two radial modes, usually in the fundamental and first-overtone modes (McNamara 2000). The data in Rodríguez & Breger (2001) show

that there is no rapidly rotating HADS ($v \sin i \leq 40 \text{ km s}^{-1}$), suggesting an intimate relationship between the rotational state and the excitation of pulsations. In recent years, the number of HADS known with multimode oscillations has rapidly grown, hinting a new potential for asteroseismic studies of these objects (e.g. Poretti 2003; Poretti et al. 2005). Several investigations suggested that some of the stars may have non-radial pulsation modes present (McNamara 2000; Poretti et al. 2005). However, an important parameter in modeling stellar oscillations is the mass of the star, which is usually constrained from evolutionary models. This will inevitably lead to great uncertainties in any kind of modeling attempts, so that independent mass estimates could be of paramount importance. Thus, binary δ Scutis may play a key role in understanding oscillations of these stars.

There has been a great interest recently in δ Scuti stars that reside in eclipsing binary systems (e.g. Kim et al. 2003; Mkrtichian et al. 2006; Soyduğan et al. 2006;

[?] E-mail: derekas@physics.usyd.edu.au

Table 1. The list of programme stars. The asterisks mark multiperiodic stars, for which this Table contains the dominant period only. References for the parameters are the following: (a) Rodríguez et al. (1996); (b) Rodríguez & Breger (2001); (c) Perryman et al. (1997b); (d) Kholopov et al. (1985-1988); (e) Szakáts, Szabó, & Sztatmáry (2008); (f) Blake et al. (2003); (g) Rodríguez et al. (1995b); (h) Fu & Sterken (2003); (i) Derekas et al. (2003).

Star	Pop. ^a	V _{m ax}	V _{m in}	P (days)	Obs.
RY Lep*	I	8 ^m 20	9 ^m 10	0.22514410 ^c	I=sp:
AD CMi*	I	9 ^m 21	9 ^m 51	0.12297443 ^d	sp:
BE Lyn	I	8 ^m 60	9 ^m 00	0.09586952 ^e	sp:
DY Her	I	10 ^m 15	10 ^m 66	0.14863135 ^d	V
XX Cyg	II	11 ^m 28	12 ^m 13	0.13486511 ^f	V
BQ Ind*	II ^b	9 ^m 78	10 ^m 05	0.08200015 ^c	I
ZZ Mic*	I	9 ^m 27	9 ^m 69	0.06718350 ^d	B V=sp:
RS Gru	I	7 ^m 92	8 ^m 51	0.14701131 ^g	B V I=sp:
CY Aqr	II	10 ^m 42	11 ^m 16	0.06103833 ^h	B V I=sp:
DY Peg	II	9 ^m 95	10 ^m 62	0.07292630 ⁱ	V

Pigulski & Michalska 2007; Christiansen et al. 2007). Currently, we know about 40 such Scutis, of which only one belongs to the HADS group (Christiansen et al. 2007). There are also a handful of non-eclipsing binary HADS (Rodríguez & Breger 2001), usually deduced from the apparent cyclic period changes but with a few exceptions, like the single-lined spectroscopic binary SZ Lyn. The low number of binary Scutis suggests a strong observational bias, because one needs accurate observations with a long time span to detect multiplicity unambiguously (Rodríguez & Breger 2001).

In this paper we present the results of our investigations into binarity and multiple periodicity in bright HADS variables. The sample was initially selected from the variable star catalogue of the Hipparcos satellite, which contains 21 “SX Phe” type stars (Perryman et al. 1997b). Of these, here we discuss 9 stars (and RY Lep in addition), i.e. our present sample contains almost half of all known bright HADS. Using a wide range of telescopes and instruments, we have been monitoring the target stars over the last five years, extending the earlier studies by our group (Kiss & Sztatmáry 1995; Kiss et al. 2002; Derekas et al. 2003; Szakáts, Szabó, & Sztatmáry 2008).

The paper is organized as follows. The observations and the data analysis are described in Sect. 2. The main discussion is in Sect. 3, in which the results for individual stars are presented. A brief summary is given in Sect. 4.

2 OBSERVATIONS AND DATA REDUCTION

The observed stars and their main observational properties are listed in Table 1. The full log of observations is given in Table A1 in the Appendix. All data presented in this paper are available for download from the CDS, Strasbourg.

Observations were carried out using seven different instruments at five observatories in Australia, Hungary and the USA on a total of 65 nights between 2003 October and 2008 July. In the following we briefly describe the telescopes and the detectors used in this project, in an order of increasing mirror size:

– *Szeged Observatory, 0.4 m (Sz40)*

V-band CCD photometry of XX Cyg was carried out with the 0.4 m Newtonian telescope at Szeged Observatory. The telescope

Table 2. New times of maximum (HJD-2400000).

Star	H JD _{m ax}	Filter	Star	H JD _{m ax}	Filter
RS Gru	52920.0196	V	CY Aqr	53334.9453	I
RS Gru	52921.9311	V	CY Aqr	53336.9592	I
RS Gru	52922.0772	V	CY Aqr	53337.9357	I
RS Gru	52923.9905	V	CY Aqr	54307.5293	V
RS Gru	52925.0188	V	CY Aqr	54308.5073	V
CY Aqr	52920.9223	V	XX Cyg	54307.4294	V
CY Aqr	52920.9827	V	XX Cyg	54309.4515	V
CY Aqr	52921.0439	V	XX Cyg	54677.3633	V
CY Aqr	52923.0587	V	DY Her	54304.4772	V
CY Aqr	52926.9643	V	DY Peg	54305.4731	V
CY Aqr	52927.0258	V			

has an 11° 17° field of view and the detector was an SBIG ST-7 CCD camera (765 × 510 pixels at 9 μm). We took observations for XX Cyg with exposure time of 45 s.

– *Siding Spring Observatory, 0.5 m (APT50)*

Time-series CCD photometry was obtained for RY Lep, BQ Ind and CY Aqr with the Automated Patrol Telescope (APT) at Siding Spring Observatory, which is owned and operated by the University of New South Wales (UNSW). The telescope was originally a Baker-Nunn design converted into CCD imaging (Carter et al. 1992) and has a three-element correcting lens and an f/1 spherical primary mirror. The camera has an EEV CCD05-20 chip with 770 × 1150 (22.5 μm) pixel to image a 2 × 3 deg² field of view. We obtained I-band images with exposure times between 3 s and 60 s, depending on the star and the weather conditions.

– *Siding Spring Observatory, 24⁰⁰/0.6 m (SSO60)*

Photoelectric photometry of ZZ Mic, RS Gru and CY Aqr was obtained with the 0.6 m f/18 Cassegrain-reflector, on which a single-channel photometer was mounted. It had a computer-controlled 8-hole filter wheel, for which the dwell times on each filter can be varied. The detector was a thermoelectrically cooled Hamamatsu R647-4 photomultiplier tube with a 9 mm diameter bialkali (blue-sensitive) photocathode (Handler et al. 2000). We used B, V and I filters and the exposure time varied between 15 s and 30 s, depending on the brightness of the observed star.

– *Piszkéstető Station, 0.6 m (P60)*

V-band CCD photometry was obtained on CY Aqr, XX Cyg, DY Her and DY Peg with the 60/90/180 cm Schmidt-telescope mounted at the Piszkéstető Station of the Konkoly Observatory. The detector was a Photometrics AT200 CCD camera (1536 × 1024 9 μm pixels, FOV=28° 19').

– *Fred Lawrence Whipple Observatory, 1.5 m (MH150)*

High resolution spectra were obtained on BE Lyn with the Tillinghast Reflection Echelle Spectrograph (TRES) and the 1.5 m telescope at the Fred Lawrence Whipple Observatory on Mt. Hopkins, Arizona. TRES is a high-throughput fiber-fed echelle. It is cross-dispersed, yielding a passband of 380-920 nm over the 51 spectral orders. It accommodates 3 optical fiber pairs (science+sky) of different diameters, to offer a match for seeing conditions. Simultaneous ThAr calibration is also available via a separate fiber. The available resolutions are 64K, 35K and 31K, depending on the fiber size selected (1.5, 2.3 or 3.2 arcsec, respectively). The observations were taken as part of the instrument commissioning, using the small fiber and 300 s integration times. The 4.6k × 2k detector was binned 2 × 2 in order to improve the duty cycle (15 s readout time), providing a slightly undersampled FWHM of 2.0 pixels.

– *Siding Spring Observatory, 2.3 m (SSO230)*

Spectroscopic observations were carried out for RY Lep, AD CMi, ZZ Mic, RS Gru and CY Aqr with the 2.3 m ANU telescope at the Siding Spring Observatory, Australia. All spectra were taken with the Double Beam Spectrograph using the 1200 mm⁻¹ gratings in both arms of the spectrograph. The projected slit width was 2⁰⁰ on the sky, which was about the median seeing during our observations. The spectra covered the wavelength ranges 4200–5200 Å in the blue arm and 5700–6700 Å in the red arm. The dispersion was 0.55 Å px⁻¹, leading to a nominal resolution of about 1 Å. The exposure time varied between 50 s and 180 s depending on the observed star and the weather conditions.

– *Anglo-Australian Observatory, 3.9 m (AAT)*

We used the 3.9 m Anglo-Australian Telescope equipped with the UCLES spectrograph for 4.2 hours of high-resolution spectroscopy of RS Gru. The observations were taken during service time. Our echelle spectra include 56 orders with a central wavelength of 6183 Å and a resolving power = 40 000. The exposure time was 300 s.

All data were reduced with standard tools and procedures. Photoelectric photometry taken with the SSO60 instrument were transformed to the standard system using the coefficients from Berdnikov & Turner (2004). Uncertainties in the Fourier amplitudes were calculated following the considerations of Kjeldsen (2003). The B V standard magnitudes of comparison stars were taken from Kharchenko (2001), while I standard magnitudes were taken from the DENIS catalogue (The DENIS consortium 2005). The CCD observations were reduced in IRAF¹, including bias removal and flat-field correction utilizing sky-flat images taken during the evening or morning twilight. Differential magnitudes were calculated with aperture photometry using two comparison stars of similar brightnesses.

Thanks to the dense sampling of the light curves, new times of maximum light for monoperiodic stars were easy to determine from the individual cycles. This was done by fitting fifth-order polynomials to the light curves around the maxima. We estimate the typical uncertainty to be about 0.0003 d. The new times of maximum light are listed in Table 2.

For the multiperiodic stars, we performed standard Fourier-analysis with prewhitening using Period04 (Lenz & Breger 2005). Least-squares fitting of the parameters was also included and the S/N of each frequency was calculated following Breger et al. (1993).

All spectra were reduced with standard tasks in IRAF. Reduction consisted of bias and flat field corrections, aperture extraction, wavelength calibration, and continuum normalization. We checked the consistency of wavelength calibrations via the constant positions of strong telluric features, which verified the stability of the system. Radial velocities were determined with the task *fxcor*, applying the cross-correlation method using a well-matching theoretical template spectrum from the extensive spectral library of Munari et al. (2005). For consistency, the velocities presented in this paper were all determined from a 50 Å region centered on the H line. The high-resolution spectra for BE Lyn and RS Gru allowed us to compare hydrogen and metallic line velocities, which

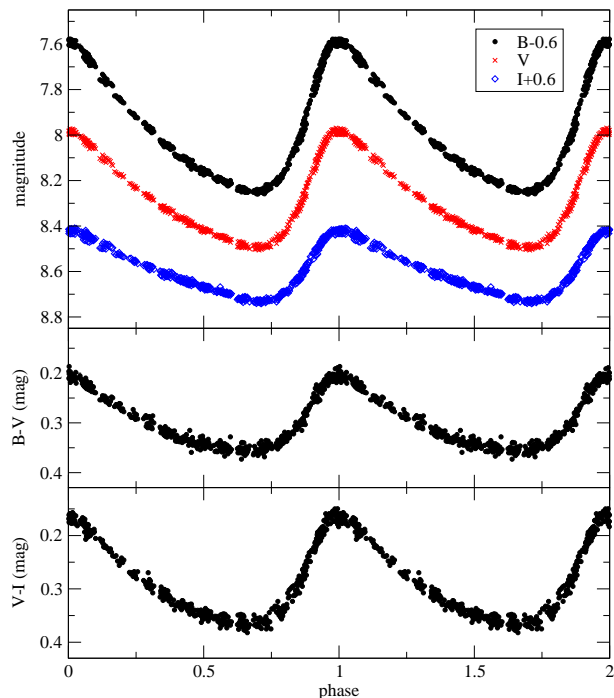


Figure 1. Standard light and colour variations of RS Gru ($E_0=2452920.0196$; $P=0.14701131$ d).

will be discussed in a subsequent paper. We made barycentric corrections to every radial velocity value. Depending on the signal-to-noise of the spectra, the estimated uncertainty of the radial velocities ranged from 1–5 km s⁻¹. Radial velocities from the AAT and MH150 Echelle spectra have much better accuracy, 6 100 m s⁻¹.

3 RESULTS

3.1 RS Gruis

RS Gru (HD 206379; HIP 107231) is a monoperiodic HADS with a pulsation period of 0.147 d and a mean magnitude of 7.9 mag. Its light variation was first detected by Hoffmeister (1956) and studied later by Eggen (1956) and Oosterhoff & Walraven (1966). Kinman (1961) took photometric and spectroscopic observations and measured a mean velocity of 81 km s⁻¹ with a velocity amplitude of 45 km s⁻¹. McNamara & Feltz (1976) obtained *uvby* photometry and spectrographic data and determined physical parameters. van Citters (1976) acquired photoelectric radial velocity curves on two nights, while further photometric observations were taken by Dean et al. (1977). New radial velocity measurements taken by Balona & Martin (1978a) showed unambiguously the variation of the center-of-mass velocity, indicating the binary nature of RS Gru but the orbital period was not determined for nearly three decades. Further investigations were done by Breger (1980); Andreasen (1983); McNamara (1985); Antonello et al. (1986); Garrido, Garcia-Lobo, & Rodríguez (1990); Claret, Rodríguez, & Garcia (1990); Rodríguez et al. (1990). Period decrease was found by Rodríguez et al. (1995a,b) and physical parameters were also calculated by Rodríguez et al. (1995b). Jøner & Laney (2004) took high-quality spectroscopic measurements and determined the radius and the absolute magnitude for RS Gru. They again showed unambiguously that RS Gru

¹ IRAF is distributed by the National Optical Astronomy Observatories, which are operated by the Association of Universities for Research in Astronomy, Inc., under cooperative agreement with the National Science Foundation.

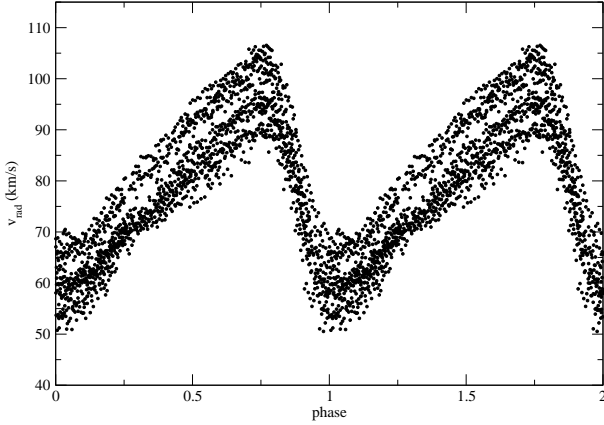


Figure 2. Radial velocities of RS Gru, phased with the pulsation period.

is a spectroscopic binary with an orbital period of approximately two weeks but no exact period was given.

We obtained standard B V I photoelectric photometry using SSO60 on 4 nights in 2003 and 1 night in 2004. For differential magnitudes we used two comparison stars: comp=HD 207193 ($V = 6.79$ mag, $B - V = 0.35$ mag) and check=HD 207615 ($V = 8.53$ mag, $B - V = 0.08$ mag). The full log of observations is given in Table A1 and the light and colour variation are plotted in Fig. 1.

To measure the orbital period of the system, we obtained medium-resolution spectroscopy on 16 nights between 2003 and 2005 using the SSO230 instrument. In addition, we observed the star with the AAT on 1 night in 2006. The whole phased dataset is shown in Fig. 2, where the continuously changing shift in the systemic velocity is evident.

We performed a period analysis of the radial velocities, which revealed the main pulsation frequency at $f_1 = 6.802$ c/d, its integer harmonics ($2f_1$, $3f_1$), and a low frequency component at about 0.11 c/d, corresponding to a period of 9 days. However, we did not accept this as the orbital period because the high-amplitude pulsation and random sampling may interplay and thus render the results unreliable. Therefore, we determined the orbital period as follows. First, we selected the best-defined single-night radial velocity curve to fit a smooth trigonometric polynomial to the phased RV data. Then we used the fixed polynomial to determine individual γ -velocities for each night by fitting the zero-point only. This way we could determine the center-of-mass velocity on 15 nights (listed in Table 3). The Fourier spectrum of the data (Fig. 3) shows a broad hump of peaks around 0.1 c/d with the highest peak at 0.087 c/d, which we identify as the most likely orbital frequency. The phased γ -velocities (Fig. 4) show a reasonably convincing sine-wave, for which the best-fit curve (solid line in Fig. 4) indicates a velocity amplitude of $K = 6.5$ km s $^{-1}$.

From these, we can estimate the mass of the companion from the mass function (Hilditch 2001): $f(M) = (1.0361 \times 10^{-7}) (1 - e^2)^{3/2} K^3 P = M_2^3 \sin^3 i / (M_1 + M_2)^2 = 3.3 \times 10^{-4} M_\odot$. Assuming that the Scuti mass is about 1.5–2.5 M_\odot , the calculated minimum mass for the companion at different inclinations is shown in Table 4. The derived masses show that the companion of the RS Gru is most likely a low-mass star. We can also estimate the semimajor axis of the system, which is about 0.1 AU ($a = 0.11$ AU at $M_2 = 0.09 M_\odot$ and $a = 0.13$ AU at $M_2 = 0.09 M_\odot$).

There is an interesting possibility to determine the pulsation

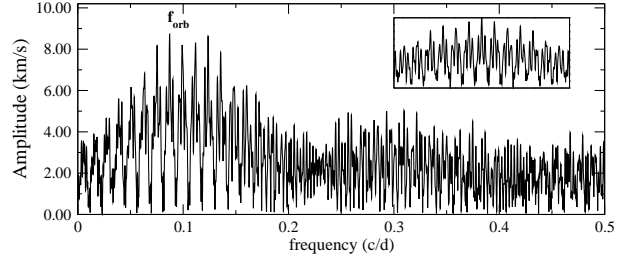


Figure 3. Fourier spectrum of the γ -velocities of RS Gru. Inset shows the spectral window.

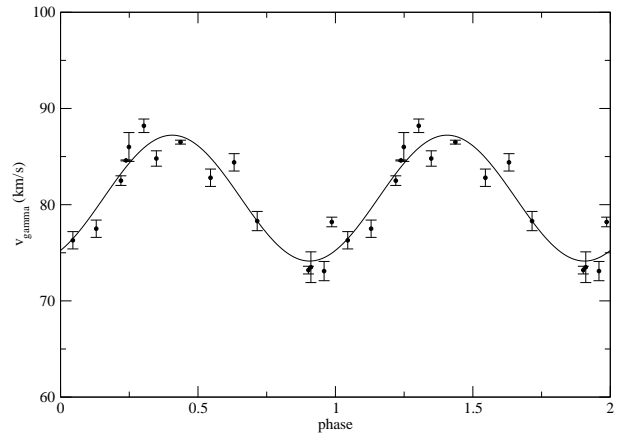


Figure 4. γ -velocity variation of RS Gru phased with $P_{orb} = 11.5$ d.

Table 3. Center of mass velocities of RS Gru.

HJD - 2 400 000 (d)	v (km s $^{-1}$)	HJD - 2 400 000 (d)	v (km s $^{-1}$)
52922.0214	73.5 0.2	53524.2197	88.2 0.3
53274.1377	82.8 0.2	53600.0627	73.2 0.2
53275.1222	84.4 0.2	53601.0413	78.2 0.2
53276.0892	78.3 0.2	53604.0516	86.0 0.8
53520.2614	73.1 0.2	53605.1980	84.8 0.3
53521.2482	76.3 0.2	53606.2073	86.5 0.1
53522.2248	77.5 0.2	53937.2552	84.6 0.05
53523.2573	82.5 0.2		

Table 4. Estimated mass (M_2) for the companion of RS Gru.

	$M_1 = 1.5 M_\odot$	$M_1 = 2 M_\odot$	$M_1 = 2.5 M_\odot$
Inclination ($^\circ$)	M_2 (M_\odot)	M_2 (M_\odot)	M_2 (M_\odot)
90	0.09	0.11	0.13
70	0.10	0.12	0.14
50	0.12	0.15	0.17
30	0.20	0.24	0.27
10	0.66	0.78	0.89

constant, which is most useful for pulsating stars in eclipsing binaries, where the radius of the stars can be determined accurately (Jørgensen & Grønbech 1978). Combining Kepler's third law and the pulsation constant formula:

$$\frac{a^3}{P_{\text{orb}}^2} = \frac{G}{4\pi^2} (M_1 + M_2) \quad \text{and} \quad Q = P_{\text{pul}} \frac{M_1}{R_1^3}^{\frac{1}{2}} \quad (1)$$

results in (using the same units):

$$Q = 0.1159 \frac{P_{\text{pul}}}{P_{\text{orb}}} \frac{R_1}{a}^{\frac{3}{2}} \left(1 + \frac{M_2}{M_1} \right)^{\frac{1}{2}} \quad (2)$$

Adopting $R_1 = 2.9 \pm 0.1 R_\odot$ (Balona & Martin 1978a), $P_{\text{pul}} = 0.147 \text{ d}$, $P_{\text{orb}} = 11.5 \text{ d}$, $a = 0.12 \pm 0.01 \text{ AU}$, $M_1 = 2.0 \pm 0.1 M_\odot$ (Rodríguez et al. 1995b), $M_2 = 0.2 \pm 0.02 M_\odot$, the resulting $Q = 0.037 \pm 0.013 \text{ d}$ is consistent with pulsations in the radial fundamental mode. The dominant sources of error are the radius, the unknown inclination and the orbital semi-major axis, which pose a significant limitation at this stage. It is nevertheless reassuring that the given orbital period and size yield a consistent picture of RS Gru being a fundamental mode pulsator.

3.2 RY Leporis

The light variation of RY Lep (HD 38882; HIP 27400; $V=8.2 \text{ mag}$; $I=8.3 \text{ mag}$) was discovered by Strohmeier (1964) and the star was thought to be an eclipsing binary with an unknown period for more than two decades. The SIMBAD database still lists it as an eclipsing binary. Diethelm (1985) obtained five nights of observations which revealed the real HADS nature of this star. He determined the pulsation period as 0.2254 d and also noted small cycle-to-cycle variations, but the data were not sufficient to draw a firm conclusion. Rodríguez et al. (1995b) determined physical parameters based on one night of *uvby* observations, covering one pulsation cycle. Laney, Joner, & Schwendiman (2002) found aperiodic or possibly multiperiodic variations and detected binary motion in the radial velocities with a period more than 500 days. Finally, Rodríguez et al. (2004) has shown unambiguously the multiperiodic nature of RY Lep ($f_1=4.4416 \text{ c/d}$, $f_2=6.60 \text{ c/d}$) and its binarity was also suggested from an analysis of the O-C diagram (details have not yet been published).

To study RY Lep photometrically, we obtained *I*-band CCD images on 20 nights between October 2004 and January 2005 using the APT50 instrument. We obtained more than 5000 data points with 10 s exposures. The full log of observations is given in Table A1. For the aperture photometry we used two comparison stars: comp=GSC 05926-01037 ($V = 9.98 \text{ mag}$, $I = 9.34 \text{ mag}$ B $V = 1.2 \text{ mag}$), check=HD 39036 ($V = 8.21 \text{ mag}$, $I = 8.72 \text{ mag}$ B $V = 1.06 \text{ mag}$).

We performed standard Fourier analysis of the data. Fig. 6 shows the results of the frequency search. We identified the two main pulsational frequencies at $f_1=4.4415 \text{ c/d}$ and $f_2=6.5987 \text{ c/d}$. A further 14 statistically significant peaks were found in the data, which are mainly the various linear combinations of the two pulsation modes, and thereupon validating the pulsational nature of f_2 . The results of the period analysis are summarized in Table 5. The final light curve fit is shown in Fig. 5.

The resulting frequencies (f_1 , f_2) are in very good agreement with those by Rodríguez et al. (2004). We have two low-amplitude peaks that seem to be significant and may be related to pulsations (f_{14} and f_{15}), similarly to V743 Cen, AI Vel and VW Ari, where 3, 4 and 7 frequencies were detected, respectively

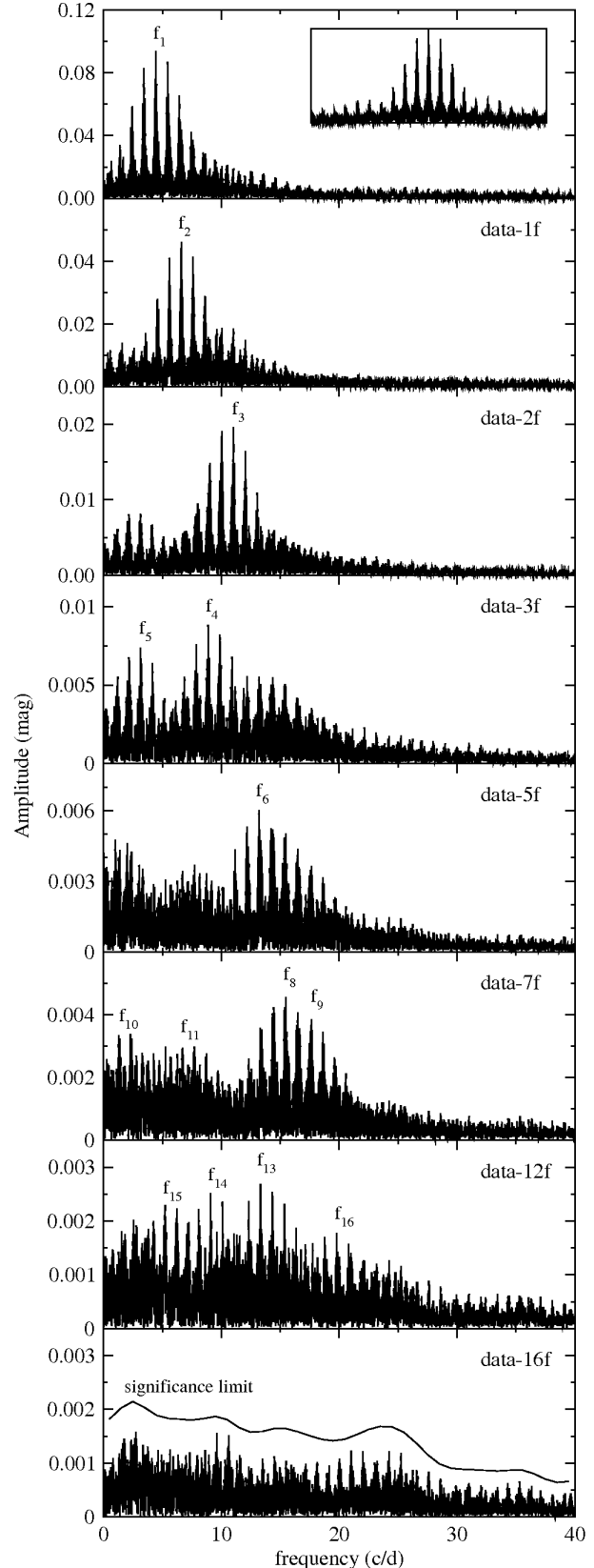


Figure 6. Amplitude spectra of 20 nights of *I*-band data for RY Lep. The insert shows the window function. From top to bottom, every panel shows an amplitude spectrum prewhitened with all frequencies marked in the panels above. 16 frequencies can be identified with $S=N$ larger than 4.

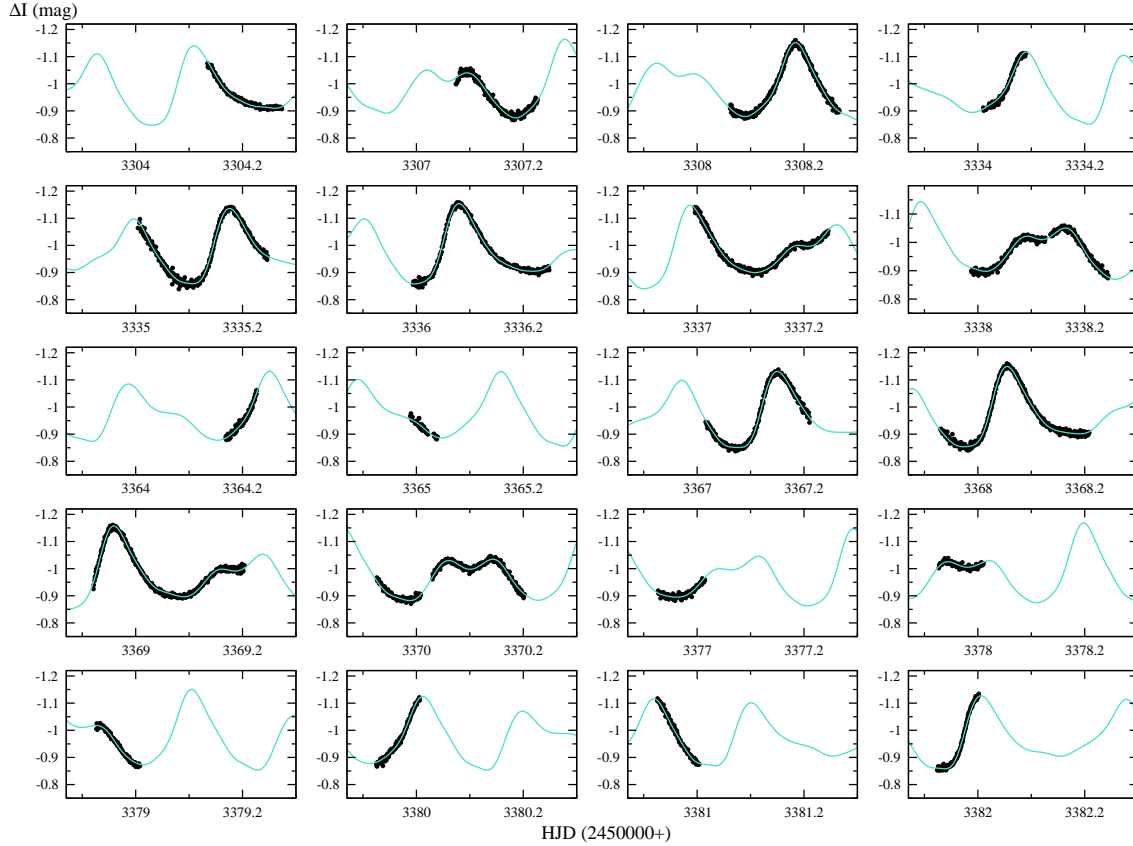


Figure 5. Individual light curves of RY Lep (small dots) with the light curve fit (continuous line).

Table 5. The result of the period analysis for RY Lep. f_1 and f_2 are the two pulsation modes, the remaining peaks are predominantly to be the harmonics or linear combinations of these two frequencies.

No.	Frequency (d^{-1})	Amplitude (mmag)	S/N	Frequency identification
		0.4		
f_1	4.4415	96.8	204	
f_2	6.5987	46.6	103	
f_3	11.0402	19.3	42	$f_1 + f_2$
f_4	8.8830	10.5	24	$2f_1$
f_5	3.1600	10.2	20	f_2 $f_1 + 1.0$
f_6	13.1978	5.3	14	$2f_2$
f_7	0.0046	5.0	12	?
f_8	15.4833	4.0	10	$2f_1 + f_2$
f_9	17.6382	3.7	10	$f_1 + 2f_2$
f_{10}	1.3962	5.6	12	?
f_{11}	6.7237	3.6	8	$3f_1$ f_2
f_{12}	0.2379	3.4	8	?
f_{13}	13.3228	3.2	8	$3f_1$
f_{14}	9.0885	2.9	8	?
f_{15}	5.2661	3.5	8	?
f_{16}	19.7970	1.9	5	$3f_2$

(McAlary & Wehlau 1979; Walraven, Walraven, & Balona 1992; Liu et al. 1996). Three low-frequency components that are presumably artifacts (f_7 , f_{10} and f_{12}). The frequency ratio of f_1 and f_2 is 0.6731 which is not compatible with the usual scenario of

fundamental and first overtone radial modes ($FU=10 \pm 0.77$). Rodríguez et al. (2004) identified f_1 with the fundamental mode and f_2 with a non-radial p_2 mode. The frequency ratio could also indicate first and third overtone radial modes, for which theoretical models predict $10 \pm 30 \pm 0.68$ (Santolamazza et al. 2001), but the physical parameters of the star, such as temperature, luminosity and evolutionary mass, are not compatible with that possibility (Rodríguez et al. 1995b, 2004).

Looking at the pulsational amplitudes of RY Lep, one can notice some interesting features. In our data the amplitude ratio of the f_2 and f_1 frequencies is about 0.5. Contrary to this, observations by Rodríguez et al. (2004) implied a significantly lower amplitude ratio of about 0.1. If we use a transformation factor $F = 1.7$ between the I-band and the V-band amplitudes (see fig. 2 of Balona & Evers (1999)), numbers in Table 5 imply $V(f_1) = 164 \pm 6$ mmag and $V(f_2) = 79 \pm 2$ mmag. In comparison, the data in Rodríguez et al. (2004), obtained between 1998 and 2002, revealed $V(f_1) = 164 \pm 8$ mmag and $V(f_2) = 11 \pm 1$ mmag (Rodríguez, 2008, personal communication). We conclude that f_1 seems to be very stable in amplitude, whereas f_2 shows strong amplitude variations, with recent data implying an 8-times larger amplitude.

The first spectroscopic measurement of RY Lep was presented by Popper (1966), where the spectral type was determined as F0. Recently, Laney, Jone, & Schwendiman (2002) found clear evidence for binary motion using radial velocity measurements but the data did not allow them to determine the orbital period which appeared to be longer than 500 days.

We obtained radial velocity measurements on four nights in 2004 and two in 2005. The RV curves of the seasonal datasets

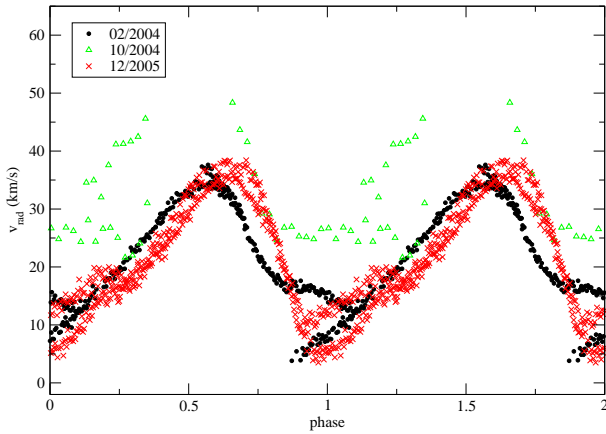


Figure 7. The RV curve of RY Lep phased with $P=0.225$ d. The data of 6 nights in 2004 and 2005 clearly show the $\sim 25 \text{ km s}^{-1}$ of γ -velocity shift between the two sets of observations. Note that the October 2004 dataset is binned.

(February 2004, October 2004 and December 2005) phased with the main period (ϕ_1) are presented in Fig. 7 with three different symbols.

The pulsation amplitude of RY Lep is about 30 km s^{-1} and its multiperiodic nature causes cycle-to-cycle variations in the RV curves. The February 2004 and December 2005 datasets have basically the same γ -velocity values but the October 2004 dataset has a higher value by about $25\text{--}30 \text{ km s}^{-1}$. This leads to the conclusion that the orbital motion is clearly detected in the almost 700 day long dataset, which is in agreement with Laney, Joner, & Schwendiman (2002) but still does not allow us to determine the orbital period. To estimate the approximate nature of the companion, we assumed that the orbital period is about 730 d (Laney, Joner, & Rodríguez 2003) and took the full range of 25 km s^{-1} in v as an estimate of the $2K_1$ velocity amplitude. Repeating the same calculations as for RS Gru, the companion's mass is about $1.1 \pm 0.15 M_\odot$ and the orbital semi-major axis is 2.3 AU, i.e. the companion is comparable to RY Lep in mass. The lack of noticeable spectral lines from the secondary may suggest a white dwarf but a firm conclusion would require spectra with broader coverage.

3.3 AD Canis Minoris

One of the best studied HADS is AD CMi (HD 64191; HIP 38473; $V=9.38$ mag), whose light variation was discovered by Hoffmeister (1934) and classified as an eclipsing binary by Zessewitsch (1950). The first detailed study of the star was done by Abhyankar (1959) who took photometric and spectroscopic observations but the data were not sufficient to determine the radius using the Wesselink method. Further observations were obtained by Anderson & McNamara (1960); Epstein & Abraham de Epstein (1973); Dean et al. (1977); Balona & Stobie (1983). Breger (1975) used *uvby* photometry to determine radius, mass and variations of physical parameters during the pulsation cycle, while McNamara (1985) found that the rotational velocity is smaller than 20 km s^{-1} . Fourier decomposition of the light curve (Antonello et al. 1986) showed a surprisingly high z_1 value, suggestive of overtone pulsation. However, the star seems to pulsate in fundamental mode as other monoprotic HADS stars do (Kilambi & Rahman 1993). There has been no explanation for this phenomenon. Kim (1990) and Kim & Joner (1994) determined the radius of AD CMi, using

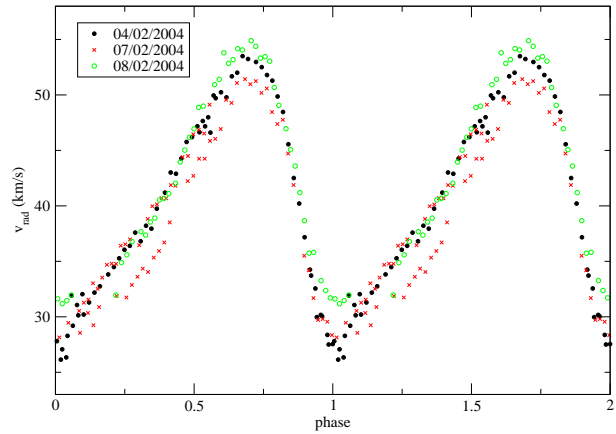


Figure 8. RV curve of AD CMi phased with the pulsation period ($E_0=2449401.1320$ d; $P=0.12297443$ d).

the visual surface brightness method and found a very good agreement with angular diameters from theoretical and empirical relationships. Kilambi & Rahman (1993) analyzed 8 nights of *UBVR* photometry and calculated physical parameters that agree well with Breger (1975) and suggested the star is lying on the cool-edge of the instability strip of the Population I stars. Jiang (1987) reported a continuous period increase at the star, which was confirmed by Rodríguez, Rolland, & Lopez de Coca (1988, 1990). The stability of light curve was studied by Rodríguez (1999) who found no significant long-term changes in amplitude. The first suggestion for binarity for AD CMi was presented by Fu & Jiang (1996), who found a possible orbital period of 30 years from the O–C diagram. Most recently, Hurta et al. (2007) and Khokhnutod et al. (2007) have studied the period variations of AD CMi using published and new data. They deduced the presence of light-time effect due to binarity and a slow period increase due to evolutionary effect. In addition, Khokhnutod et al. (2007) detected an extra low-frequency component in the photometric data, which provides a possible explanation for the large scatter of the O–C diagram.

We performed spectroscopic measurements on 3 nights in February 2004 (see Table A1). The phased RV data (Fig. 8) have a mean amplitude of $\sim 25 \text{ km s}^{-1}$, while showing significant cycle-to-cycle variation. The mean velocity is about 40 km s^{-1} . Two radial velocity measurements are available in the literature (Abhyankar 1959; Balona & Stobie 1983). They determined γ -velocities at 34.5 km s^{-1} and 38.8 km s^{-1} , respectively. Hurta et al. (2007) interpreted the current O–C diagram as a combination of the a continuous period increase and light-time effect. The amplitude of the orbital motion is expected to be about 1.1 km s^{-1} (Hurta et al. 2007). Considering this orbital amplitude, our data are in good agreement with Balona & Stobie (1983). The Abhyankar (1959) data, six points in total, are of lower quality and have poor phase coverage, so that the larger difference is still compatible with our result.

Petersen & Høg (1998) were the first to notice that AD CMi may be peculiar in terms of luminosity because the Hipparcos parallax indicated that the star, among five others, was situated approximately 3 mag below the standard P–L relation. They even suggested the possible existence of an “AD CMi group”. We have checked the new reduction of the Hipparcos data (van Leeuwen 2007). The updated parallax $\pi = 6.20 \pm 1.47 \text{ mas}$ differs by about 1% from the original value at $\pi_{\text{old}} = 8.40 \pm 1.73 \text{ mas}$. While

the new value pushes the absolute magnitude of AD CMi about 1 mag brighter, there is still a significant shift left unexplained. Studies of HADS/SX Phe variables in clusters and nearby galaxies (e.g. Poretti et al. 2006) do not indicate this large spread in absolute magnitude, so that we suspect that there might be a yet-to-identify source of systematic error in some of the Hipparcos HADSs.

Our data also shows cycle-to-cycle variations in the shape of RV curve that are within a range of a $2\text{--}3\text{ km s}^{-1}$ as shown in the phase diagram in Fig. 8. This might be due to the presence of an additional pulsation mode but our data are not extensive enough to resolve multiple modes. If this secondary mode is the same one reported by Khokhuntod et al. (2007), its amplitude must change in time, because the very low amplitude in the Khokhuntod et al. (2007) data is hardly compatible with the $2\text{--}3\text{ km s}^{-1}$ cycle-to-cycle RV change we find in the spectroscopic measurements. It is interesting to add that the Abhyankar (1959) data showed a larger peak-to-peak amplitude of about 35 km s^{-1} , which may also be due to cycle-to-cycle variations caused by a second excited mode.

3.4 BQ Indi

BQ Ind (HD 198830; HIP 103290) was discovered to be a variable by the Hipparcos satellite and has a mean magnitude $V=9.8$ mag, $I=9.7$ mag and a period of 0.0819877 d (Perryman et al. 1997a). The multiperiodic nature of the star first discovered by Sterken, Fu, & Brogt (2003), who determined two frequencies ($f_1=12.1951\text{ c/d}$, $f_2=15.7686\text{ c/d}$), corresponding to the fundamental and first overtone modes. Since then, no further observations have been reported in the literature.

We performed CCD photometry on BQ Ind on six consecutive nights in 2004 with APT50. More than 700 data points were obtained with 30–40 s exposure time in I-band; a log of observations is given in Table A1. For the aperture photometry we used two comparison stars: comp=GSC 08800-00069 ($V = 10.6$ mag, $I = 9.51$ mag, $B - V = 1.28$ mag), check=PPM 774605 ($V = 10.5$ mag, $I = 9.34$ mag, $B - V = 1.38$ mag).

The amplitude spectrum is shown in Fig. 10. The primary peak was found at $f_1 = 12.1961\text{ d}^{-1}$ and the next prewhitening step yielded the secondary frequency at $f_2 = 15.7593\text{ d}^{-1}$. After subtracting the two main frequencies we ended up at their linear combination and then the integer harmonics ($2f_1$, $3f_1$) of the primary frequency. Their parameters are summarized in Table 6.

The resulting two frequencies (f_1 , f_2) confirm the double-mode nature of BQ Ind, and are in very good agreement (within 1%) with the frequencies determined by Sterken, Fu, & Brogt (2003), with no further frequencies in the residuals. The period ratio is $f_1/f_2 = 0.7739$, which suggests fundamental (f_1) and first-overtone (f_2) mode pulsation. The Fourier-fit of the individual light curves is presented in Fig. 9.

3.5 ZZ Microscopii

The short-period variability of ZZ Mic (HD 199757; HIP 103684) was discovered by Churms & Evans (1961). Its average V magnitude is 9.43 mag and the pulsation period is 0.0654 d . The first detailed analysis of this star was done by Leung (1968), who found cycle-to-cycle variation in ultraviolet light and also detected a period decrease. Later the photoelectric observations and data analysis (Chambliss 1971; Rodríguez 1999) did not confirm any change in the light curve shape. Percy (1976) reanalyzed Leung's observations and deduced two periods: 0.0654 d

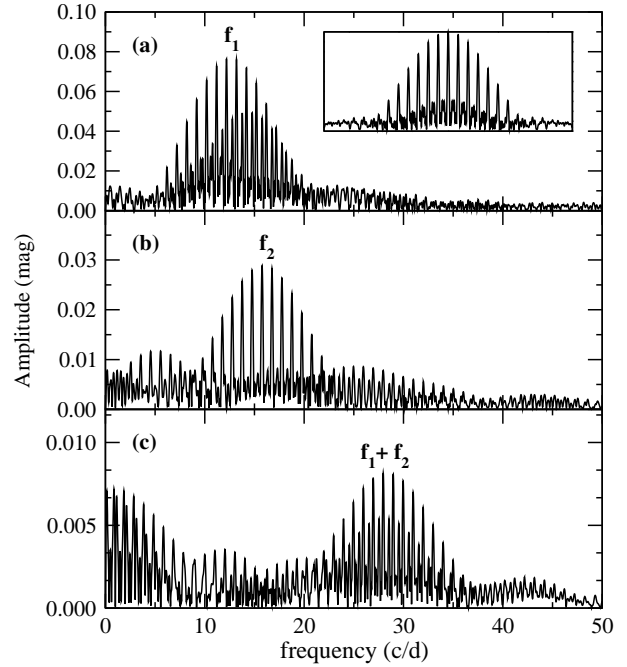


Figure 10. Fourier analysis of BQ Ind. Panel **a**: Amplitude spectrum of the complete dataset. The insert shows the window function. Panel **b**: After removal of the main period and its harmonics, the secondary period is clearly seen. Panel **c**: After removal of the secondary period, the next peak is the linear combination of the two frequencies.

Table 6. The result of the period analysis for BQ Ind.

No.	Frequency (d^{-1})	Amplitude (mmag)	S/N	Mode combination
		1.1		
f_1	12.1961	71.1	54	
f_2	15.7593	30.2	29	
f_3	27.9580	9.0	6	$f_1 + f_2$
f_4	24.3903	10.4	7	$2f_1$
f_5	36.5671	2.9	5	$3f_1$

and 0.0513 d , suggesting fundamental and first overtone pulsations (Balona & Martin 1978b). Previously, Bessell (1969) analyzed spectrophotometric and spectroscopic observations and determined the pulsation constant, masses and absolute magnitudes, concluding the first-overtone pulsating nature of ZZ Mic. The first radius determination of the star was carried out by Balona & Martin (1978b). The last analysis of the star was done by Rodríguez (1999), who studied the stability of the light curve and did not find any significant long-term amplitude change.

We took three nights of photoelectric observations in 2004 using B, V filters on SSO60. For the calculations of differential magnitudes we used the following two comparison stars: comp=HD 199639 ($V = 7.28$ mag, $B - V = 0.16$ mag) and check=HD 200320 ($V = 8.96$ mag, $B - V = 0.51$ mag). The phase diagrams are shown in Fig. 11.

Since the discovery of ZZ Mic, it has been controversial in terms of changing light curve shape and being multiperiodic. In order to study the question, we performed a period analysis of our admittedly meagre V-band data. The pre-whitening steps are plot-

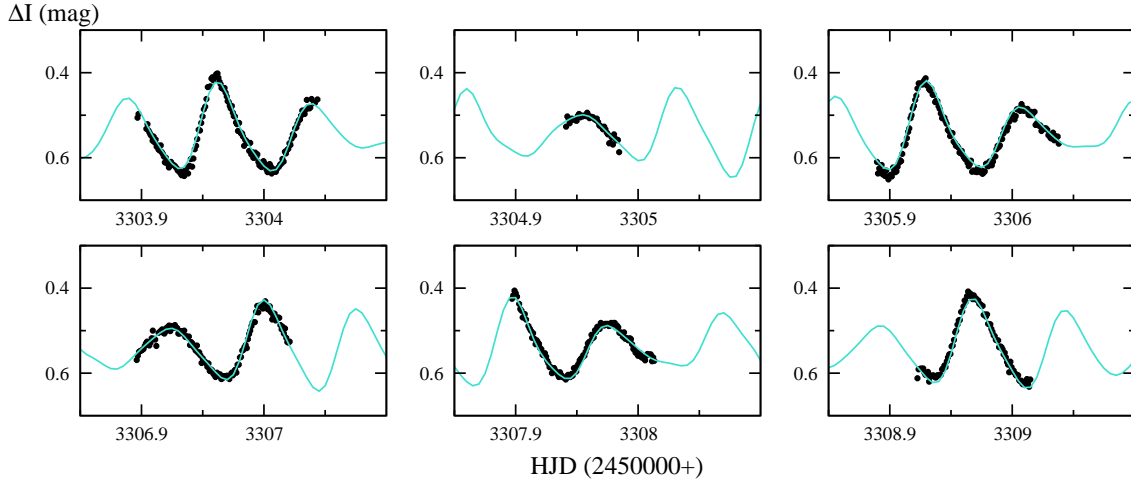


Figure 9. Individual light curves of BQ Ind (small dots) with the five-component fit.

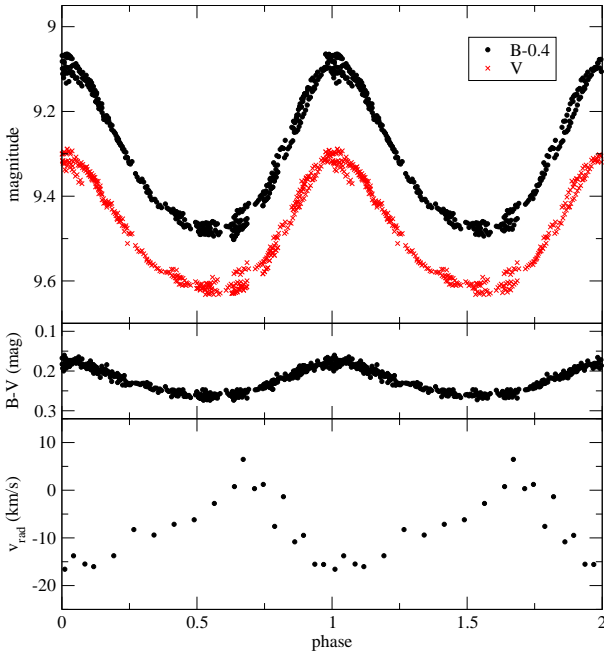


Figure 11. Standard light, colour and radial velocity variations of ZZ Mic ($E_0=2453305.9819$ d; $P=0.0671835$ d).

ted in Fig. 12, while the resulting parameters are listed in Table 7. The Fourier spectrum is dominated by the main pulsational period ($f_1 = 14.896$ c/d) and its harmonic. With a much lower amplitude ($A_3 = 14$ mmag compared to $A_1 = 147.3$ mmag) we detected a secondary period at $f_3 = 19.15$ c/d which is a reasonably good agreement with that of Percy (1976) ($f_1 = 15.3$ c/d, $f_2 = 19.5$ c/d). The S/N ratio of this frequency is 8, which is quite low compared to f_1 and $2f_1$ but still above the significance limit.

Because of the limited data we have, we tried to detect the secondary frequency in other publicly available data. We analyzed the data from the All Sky Automated Survey (ASAS) project (Pojmański 2002). The Fourier spectrum of this data (Fig. 13) clearly shows the main pulsational period at $f_1 = 14.885$ c/d but the noise level in the dataset (~ 23 mmag) is too high compared

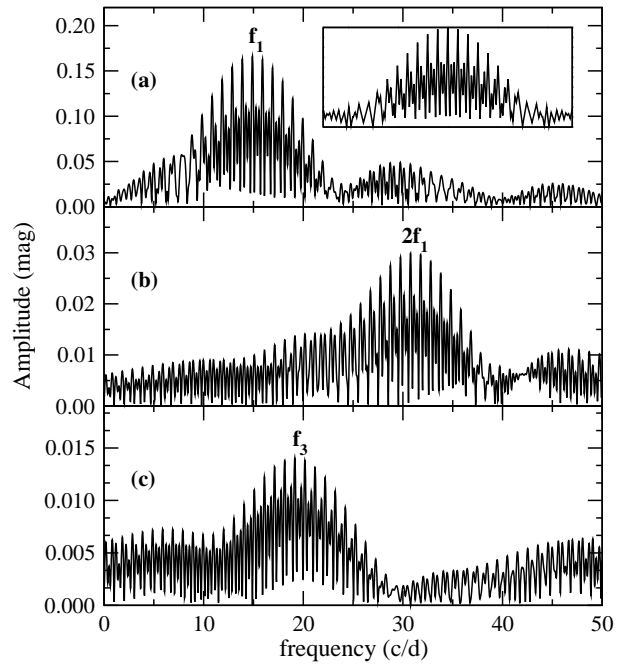


Figure 12. Fourier spectra of ZZ Mic with the pre-whitening steps. The insert shows the spectral window.

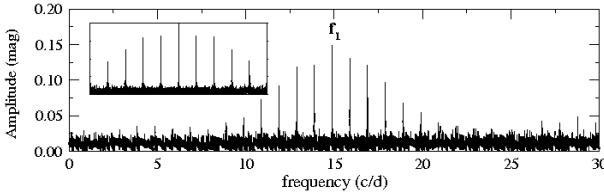
to the amplitude of the secondary frequency (~ 14 mmag), which prevents any detection in the ASAS data.

If we accept f_3 as an independent mode, the ratio of the two modes is $f_1/f_3 = 0.778$. This suggests f_1 is the fundamental mode and f_3 is the first overtone mode. The fundamental mode identification for f_1 is strongly supported by the *ubvy* photometry of Rodríguez, López-González, & López de Coca (2000). Moreover, f_1 must be a radial mode which was suggested from the phase shifts in *B V* photometry by Rodríguez et al. (1996).

Moreover, a period ratio of 0.778 seems to be too large for a normal Pop. I HADS (Poretti et al. 2005; Petersen & Christensen-Dalsgaard 1996) which suggests that ZZ Mic is a Pop. II star. However, the value of f_3 is not too reliable, so the period ratio might be slightly different. Studies on

Table 7. The result of the period analysis for the ZZ Mic.

No.	Frequency (d^{-1})	Amplitude (mmag)	S/N	Mode combination
		1.4		
f_1	14.896	147.3	85	
f_2	30.77	29.7	42	$2f_1$
f_3	19.15	14	8	

**Figure 13.** The Fourier spectrum of ZZ Mic using the ASAS data. The insert shows the spectral window.

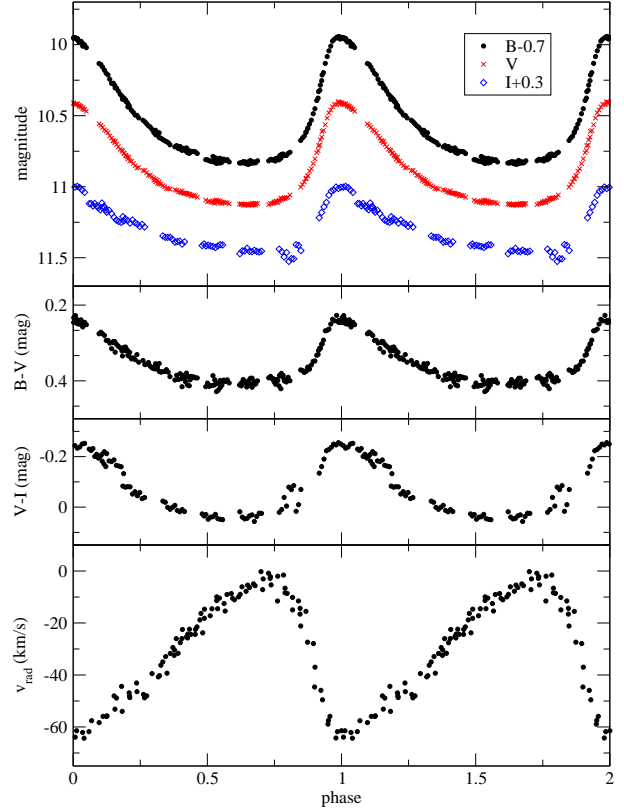
metal abundances and space motions (Breger 1980) suggest that ZZ Mic is a normal Pop. I HADS, which is also supported by Rodríguez, López-González, & López de Coca (2000).

We obtained spectra simultaneously with B V light curves on one night using SSO230. The resulted RV curve is shown in the bottom panel of Fig. 11, which is the first radial velocity curve obtained of ZZ Mic. The full amplitude of the RV curve is 22 km s^{-1} .

3.6 CY Aquarii

CY Aqr (HIP 111719; $V=10.7$ mag, $I=10.3$ mag) is one of the shortest period HADS in the galactic field, with a pulsation period of 0.061038d, and has been subject to many investigations. It was discovered by Hoffmeister (1935). A number of early studies on the star are listed by Hardie & Tolbert (1961), who estimated physical parameters and found that the shape of the light curve varies. The period stability was studied by Ashbrook (1954), who found no change in period but noticed a phase jump that seemed to be attributed to the star. Further studies were made by Zissell (1968); Nather & Warner (1972); Bohusz & Udalski (1980). Changes in light curve shape and the possibility of another period were also investigated in several papers, e.g. Elst (1972); Fitch (1973); Figer (1978) but both phenomena were discounted later by Geyer & Hoffmann (1975); Percy (1975); Purgathofer & Schnell (1984); Hintz & Joner (1997). Finally, Coates et al. (1994) set a definite upper limit of 1.5 mmag in V for the amplitude of any long-lived secondary period.

Kämper (1985) made a thorough period study and his results indicated the presence of random fluctuations in pulsation frequency that cannot be explained by considering only evolution. Other period change studies were performed by Rolland et al. (1986); Mahdy et al. (1988); Powell, Joner & McNamara (1995). McNamara, Powell, & Joner (1996) determined physical properties. Fu, Jiang, & Liu (1994) suggested that the period changes due to the presence of an unseen companion with an orbital period of around 50 years. Zhou, Fu, & Jiang (1999) and Fu & Sterken (2003) studied the O–C diagram to characterize long-term period evolution. They found a long-term cyclic component, and both

**Figure 14.** Standard light, colour and radial velocity variations of CY Aqr ($E_0=2452920.9223$ d; $P=0.061038328$ d).

suggested possible binarity for CY Aqr with an orbital period of 62.4 yr and 52.5 yr, respectively.

We obtained 3 nights of standard B V I photoelectric, 5 nights I-band and 5 nights CCD V-band photometry with SSO60, APT50 and P60 between 2003 and 2007. The integration time was 15s with SSO60 and 50s with the APT50. The full log of observations is given in Table A1. Differential magnitudes were calculated using the following comparison stars: comp=GSC 00567-02242 ($V = 9.8$ mag, $I = 8.96$ mag, $B - V = 1.38$ mag) and check=GSC 00567-01242 ($V = 10.6$ mag, $I = 9.62$ mag, $B - V = 1.14$ mag). The resulting light and colour curves are plotted in the top three panels of Fig. 14. We determined new times of maximum that are listed in Table 2. The O–C diagram (not shown) is in a very good agreement with light-time solution determined by Fu & Sterken (2003).

We obtained spectroscopic observations on two nights in 2003 and 2004. The mean radial velocity is -38 km s^{-1} . This value is in a good agreement with previous data by Struve (1949) and Fernley et al. (1987), who measured -32 km s^{-1} and -40 km s^{-1} , respectively. The predicted amplitude of mean velocity change due to the binarity is 1.4 km s^{-1} (Zhou, Fu, & Jiang 1999) which is comparable to the accuracy of our observation. Furthermore, due to the high eccentricity and long period of the binary system, the mean velocity changed only slightly in the last 10 years, which is far beyond our detection limit. In conclusion, our radial velocity observations do not contradict the current understanding of the nature of CY Aqr.

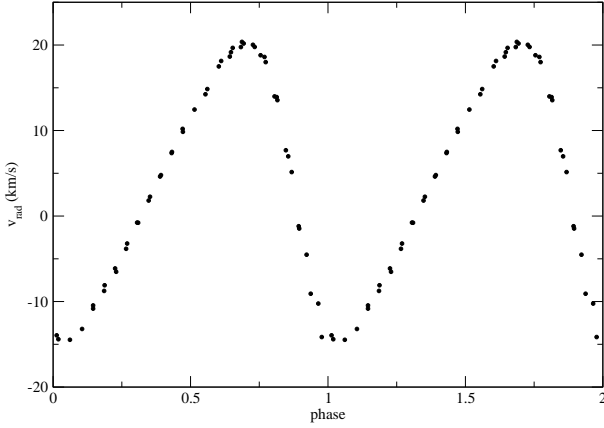


Figure 15. Phased RV curve of BE Lyn (HJD=2449749.4651 d, P=0.09586952 d).

3.7 BE Lyncis

We obtained high-resolution spectroscopy of BE Lyn on three nights with MH150 in order to detect possible binarity or additional pulsational frequencies. The period change of this star inspired a series of studies by our group (Kiss & Szatmáry 1995; Derekas et al. 2003; Szakáts, Szabó, & Szatmáry 2008) and, while the initial orbital elements of the suspected binary system were ruled out and hence leaving the binarity unconfirmed, the lack of spectroscopic data in the literature has kept this star in our focus.

To our knowledge, our radial velocity measurements are the first obtained for BE Lyn. The phased RV curve is shown in Fig. 15, where we see characteristic shape and velocity amplitude for fundamental mode pulsation. The center-of-mass velocity is measured at 3.4 km s^{-1} , while the amplitude of the variation is 34 km s^{-1} . There is no sign of gamma velocity change during the three nights of observation and we also could not detect any non-radial mode pulsation in the RV curve. Further study of the data in terms of velocity gradient within the stellar atmosphere is in progress.

3.8 Period updates for XX Cygni, DY Pegasi and DY Herculis

We performed times-series photometry on XX Cyg, DY Peg and DY Her. Previous studies of these stars are listed in Derekas et al. (2003). Since then, only DY Peg was studied by Hintz et al. (2004), who explained the period change of the star with two period breaks rather than continuously decreasing rate, as was previously thought.

We obtained 3 nights of V-band CCD photometry on XX Cyg with P60 and Sz40 and 1-1 night on DY Her and DY Peg with P60 during 2007 and 2008. The journal of observations is given in Table A1. We determined new times of maximum that are listed in Table 2. The updated O-C diagrams contain these and recently published data collected from the literature (Agerer & Hübscher 2003; Hübscher 2005; Hübscher, Paschke & Walter 2005; Bíró et al. 2006; Hübscher, Paschke & Walter 2006; Klingenberg, Dvorak, & Robertson 2006; Hübscher 2007; Hübscher & Walter 2007).

We calculated the O-C diagram of XX Cyg using the following ephemeris: $\text{HJD}_{\text{max}} = 2451757.3984 + 0.13486513 E$ (Derekas et al. 2003), and the resulting diagram is shown in the top panel of Fig. 16. The parabolic fit form of the O-C diagram is: $\text{HJD}_{\text{max}} = 0.0003 + 3.49 \cdot 10^{-8} E + 2.93 \cdot 10^{-13} E^2$ with an

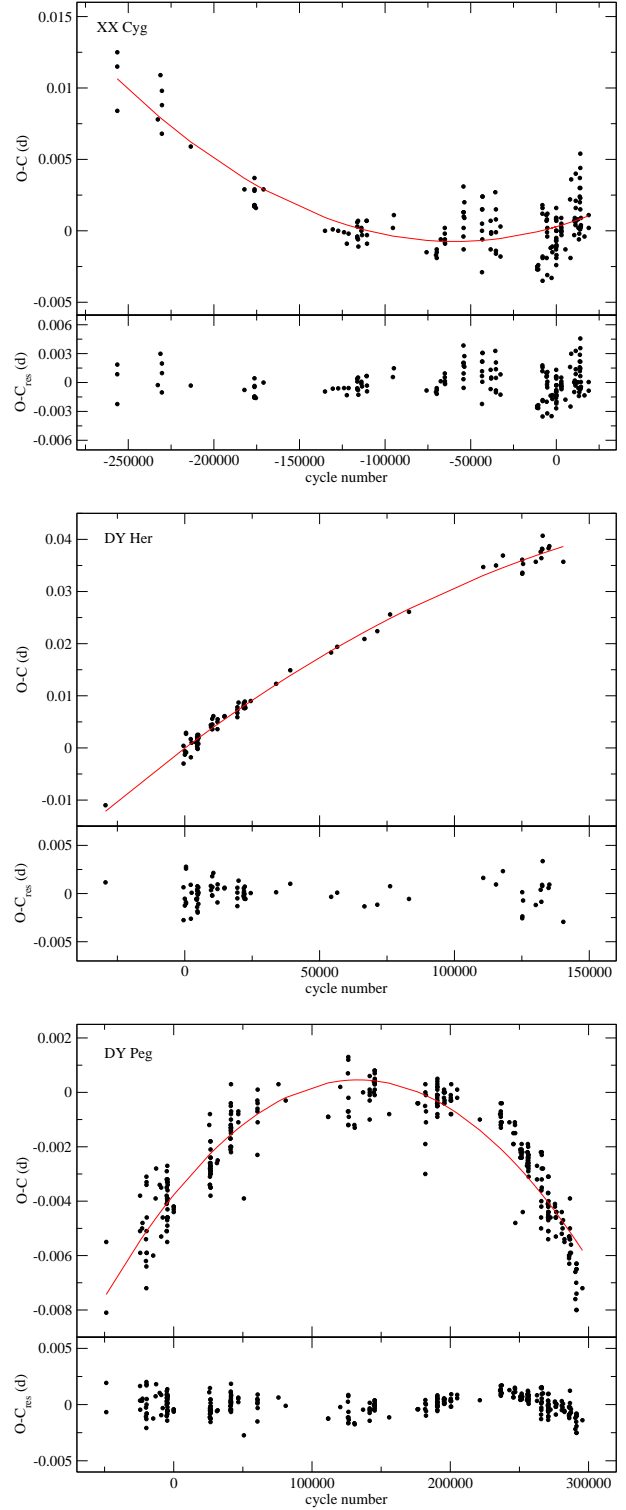


Figure 16. O-C diagram of DY Peg, DY Her, XX Cyg.

rms of 0.00152 d. The second-order coefficient corresponds to a relative rate of period change $\frac{1}{P} \frac{dP}{dt} = 1.17 \cdot 10^{-8} \text{ yr}^{-1}$, which is only slightly different from the value of $1.13 \cdot 10^{-8} \text{ yr}^{-1}$ given by Blake et al. (2003). Therefore, we can conclude that the period of XX Cyg has been increasing at a same rate of the last few years. The residuals have no signs of any other change.

The O–C diagram of DY Her was calculated with the following ephemeris: $HJD_{max} = 2433439.4871 + 0.1486309 E$ (Derekas et al. 2003). The diagram is shown in the middle panel of Fig. 16. The O–C diagram was fitted with a parabolic form of $HJD_{max} = 0.001(3) + 3.98 \cdot 10^{-7} E - 8.98 \cdot 10^{-13} E^2$ with an rms of 0.0013 d, which gives $\frac{1}{P} \frac{dP}{dt} = 2.96 \cdot 10^{-8} \text{ yr}^{-1}$. This is 6% difference in the rate of period change previously given by Derekas et al. (2003). The residuals do not show any other period change, so we can conclude that the present results in period change is very well agreed with the previous studies of DY Her and the star is showing continuous slow period decrease.

Finally, we also updated the O–C diagram of DY Peg using the following ephemeris: $HJD_{max} = 2432751.9655 + 0.072926302 E$ (Mahdy 1987) and shown the final O–C diagram in the bottom panel of Fig. 16. We performed a parabolic fit of the diagram that resulted in the following form: $HJD_{max} = 0.003(8) + 6.34 \cdot 10^{-8} E - 2.38 \cdot 10^{-13} E^2$ with an rms of 0.0008 d. From this, we derived $\frac{1}{P} \frac{dP}{dt} = 3.27 \cdot 10^{-8} \text{ yr}^{-1}$ which is in a good agreement with Mahdy (1987), Peña, González & Hobart (1987) and Derekas et al. (2003). The residuals of the O–C diagram show some signs of cyclic change over 100 000 cycles but the present data are insufficient to draw a firm conclusion.

4 CONCLUSIONS

We have carried out multicolor photometry and medium- and high-resolution spectroscopy of ten bright high-amplitude Scuti stars over 5 years. Our aim was to detect binarity and/or multiperiodicity in HADS variables in order to deepen our knowledge of interaction between oscillations and binarity.

To put our binary targets in a broader context, we have compiled a complete list of binary HADS variables, presented in Table 8. How do RS Gru and RY Lep, the two newly confirmed spectroscopic binaries, compare with other known systems? Looking at the 8 stars in Table 8, we can see three distinct groups with markedly different orbital periods. RS Gru is one of the shortest-period binary and it is interesting to note that neither UNSW-V-500 nor RS Gru show evidence of multimode pulsations. RY Lep is similar to SZ Lyn both in the orbital period and the reasonably large mass of the companion. These intermediate-period systems are also promising for detecting spectral features of the companion in the ultraviolet or infrared region, thus allowing a full dynamical mass determination. To be able to detect spectroscopically the binary nature of the long-period systems, will require very high-precision spectroscopy, since the expected v change is in the range of 1 km s^{-1} .

To summarize, the main results of this paper are the follows:

(i) We monitored RS Gru spectroscopically on 17 nights in order to measure the orbital period. We derived the orbital period as 11.5 days.

(ii) We confirmed the multimode pulsation of RY Lep from CCD photometry, detecting and refining the frequencies of two independent modes. Spectroscopic measurements also show the multimode pulsation. We detected the orbital motion in the radial velocity curve, confirming the preliminary results of Laney, Joner, & Schwendiman (2002) on the binary nature of RY Lep. Our 700 day-long dataset is in good qualitative agreement with Laney, Joner, & Schwendiman (2002). The limits on the orbital period and RV amplitude suggest a binary companion of about $1 M_{\odot}$, possibly a white dwarf star.

Table 8. Summary of the estimated masses of the companions in the known HADS binary systems. Sources for P_{orb} and masses are: (1) Christiansen et al. (2007), (2) Moffett et al. (1988), (3) Fu et al. (2008) (4) Fu & Jiang (1999), (5) Hurta et al. (2007), (6) Fu, Sterken & Barrera (2004).

Star	P_{orb}	$m_{comp} (M_{\odot})$	Refs.
UNSW-V-500	5.35 d	0.3	1
RS Gru	11.5 d	0.1–0.2	present paper
RY Lep	730 d	1.1	present paper
SZ Lyn	3.2 yr	0.7–1.6	2
KZ Hya	26.8 yr	0.83–3.4	3
BS Aqr	31.7 yr	0.1–0.33	4
AD CMi	42.9 yr	0.15–1.0	5
CY Aqr	52.5 yr	0.1–0.76	6

(iii) The radial velocity curve of AD CMi shows cycle-to-cycle variations that support the presence of a low frequency mode pulsation reported by Khokhuntod et al. (2007). The center-of-mass velocity is in good agreement with the previous measurement by Balona & Stobie (1983) and does not contradict the binary hypothesis of the star, since the predicted v -velocity change is around 1 km s^{-1} .

(iv) We obtained the first spectroscopic measurements for BE Lyn. The RV curve has an amplitude of 34 km s^{-1} and the center-of-mass velocity is 3.4 km s^{-1} .

(v) We confirmed the double-mode nature of BQ Ind, corresponding to the fundamental and first overtone modes.

(vi) We detected a low-amplitude secondary period in the photometry of ZZ Mic but further observations are needed to confirm its validity. The RV curve has a full amplitude of 22 km s^{-1} .

(vii) We updated the O–C diagram for CY Aqr, corroborating binarity found by Zhou, Fu, & Jiang (1999) and Fu & Sterken (2003). Our radial velocity data are in a good agreement with previous observations by Struve (1949) and Fernley et al. (1987) but have better accuracy.

(viii) We obtained new time series photometry on XX Cyg, DY Her and DY Peg and updated their O–C diagrams with new times of maximum. DY Her and DY Peg show continuous period decrease, while XX Cyg has continuous period increase.

Further analysis of the photometric and spectroscopic observations (e.g. determination of physical parameters) will be presented in a subsequent paper.

ACKNOWLEDGMENTS

We are grateful to the referee for the comments that improved the paper. AD is supported by an University of Sydney Postgraduate Award. GyMSz is supported by the Bolyai János Research Fellowship of the Hungarian Academy of Sciences. The research was supported by the Hungarian OTKA Grant T042509. This work has been supported by the Australian Research Council. The authors are grateful for Prof. Chris Tinney for taking the high-quality service observations with the AAT. We thank the CfA TAC for their support by providing telescope time for this project. The NASA ADS Abstract Service was used to access data and references. This research has made use of the SIMBAD database, operated at CDS-Strasbourg, France.

REFERENCES

- Abhyankar, K. D., 1959, *ApJ*, 130, 834
- Agerer, F., & Hübscher, J., 2003, *IBVS*, No. 5485
- Anderson, L. R., & McNamara, D. H., 1960, *PASP*, 72, 506
- Andreasen, G. K., 1983, *A&A*, 121, 250
- Antonello, E., Broglia, P., Conconi, P., & Mantegazza, L., 1986, *A&A*, 169, 122
- Ashbrook, J., 1954, *AJ*, 59, 6
- Balona, L. A., & Martin, W. L., 1978a, *MNRAS*, 184, 1
- Balona, L. A., & Martin, W. L., 1978b, *MNRAS*, 184, 11
- Balona, L. A., & Stobie, R. S., 1983, *SAAOC*, 7, 19
- Balona, L. A., & Evers, E. A., 1999, *MNRAS*, 302, 349
- Berdnikov, L. N., & Turner, D. G., 2004, *Astron. and Astrop. Transactions*, 23, 253
- Bessell, M. S., 1969, *ApJS*, 18, 195
- Bíró et al., 2006, *IBVS*, No. 5684
- Blake, R. M., Delaney, P., Khosravani, H., Tome, J., & Lightman, M., 2003, *PASP*, 115, 212
- Bohusz, E., & Udalski, A., 1980, *AcA*, 30, 359
- Breger, M., 1975, *ApJ*, 201, 653
- Breger, M., 1980, *ApJ*, 235, 153
- Breger, M., et al., 1993, *A&A*, 271, 482
- Carter, B. D., Ashley, M. C. B., Sun, Y.-S., & Storey, J. W. V., 1992, *PASA*, 10, 74
- Chambliss, C. R., 1971, *ApJ*, 165, 365
- Churms, J., & Evans, D. S., 1961, *Observatory*, 81, 25
- Christiansen, J. L., Derekas, A., Ashley, M. C. B., Webb, J. K., Hidas, M. G., Hamacher, D. W., & Kiss, L. L., 2007, *MNRAS*, 382, 239
- van Citters, G. W. Jr., 1976, *AJ*, 81, 766
- Claret, A., Rodríguez, E., & García, J. M., 1990, *RMxAA*, 21, 389
- Coates, D. W., Fernley, J. A., Sekiguchi, K., Barnes, T. G., & Frueh, M. L., 1994, *MNRAS*, 266, 1
- Dean, J. F., Cousins, A. W. J., Bywater, R. A., & Warren, P. R., 1977, *MmRAS*, 83, 69
- The DENIS consortium, 2005, Third release of DENIS data (September 2005), *Vizier Catalogues*, B/denis
- Derekas, A., et al., 2003, *A&A*, 402, 733
- Diethelm, R., 1985, *A&A*, 149, 465
- Eggen, O. J., 1956, *PASP*, 68, 142
- Elst, E. W., 1972, *A&A*, 17, 148
- Epstein, I., & Abraham de Epstein, A. E., 1973, *AJ*, 78, 83
- Figer, A., 1980, *IBVS*, No. 1388
- Fitch, W. S., 1973, *A&A*, 27, 161
- Fernley, J. A., Jameson, R. F., Sherrington, M. R., & Skillen, I., 1987, *MNRAS*, 225, 451
- Fu, J. N., & Jiang, S. Y., 1996, *IBVS*, No. 4325
- Fu, J. N., & Jiang, S. Y., 1999, *Delta Scuti Star Newsletter*, 13, 9
- Fu, J. N., & Sterken, C., 2003, *A&A*, 405, 685
- Fu, J. N., Jiang, S. Y., & Liu, Y. Y., 1994, *IBVS*, No. 3970
- Fu, J. N., Sterken, C., & Barrera, L., 2004, *ASPC*, 318, 346
- Fu, J. N., et al., 2008, *AJ*, 135, 1958
- Garrido, R., García-Lobo, E., & Rodríguez, E., 1990, *A&A*, 234, 262
- Geyer, E. H., & Hoffmann, M., 1975, *A&AS*, 21, 177
- Handler, G., et al., 2000, *JAD*, 6, 4
- Hardie, R. H., & Tolbert, C. R., 1961, *ApJ*, 134, 581
- Hilditch, R. W., 2001, *An Introduction to Close Binary Stars*, Cambridge University Press
- Hintz, E. G., & Joner, M. D., 1997, *PASP*, 109, 639
- Hintz, E. G., Joner, M. D., Ivanushkina, M., & Pilachowski, C. A., 2004, *PASP*, 116, 543
- Hoffmeister, C., 1934, *Astr. Nachr.*, 253, 195
- Hoffmeister, C., 1935, *Beobachtungszirkular*, 16, 45
- Hoffmeister, C., 1956, *Veröff. Sonneberg Sternw.*, 3, 1
- Hübscher, J., 2005, *IBVS*, No. 5643
- Hübscher, J., 2007, *IBVS*, No. 5802
- Hübscher, J., & Walter, F., 2007, *IBVS*, No. 5761
- Hübscher, J., Paschke, A., & Walter, F., 2005, *IBVS*, No. 5657
- Hübscher, J., Paschke, A., & Walter, F., 2006, *IBVS*, No. 5731
- Hurta, Zs., Pócs, M. D., & Szeidl, B., 2007, *IBVS*, No. 5774
- Jiang, S. Y., 1987, *ChA&A*, 11, 343
- Joner, M. D., & Laney, C. D., 2004, *AAS*, 205, 5414
- Jørgensen, H. E., & Grønbech, B., 1978, *A&A*, 66, 377
- Kämpfer, B.-C., 1985, *IBVS*, No. 2802
- Kharchenko, N. V., 2001, *KFNT*, 17, 409, *Vizier Catalogues* I/280A
- Khokhuntod, P., Fu, J. N., Boonyarak, C., Marak, K., Chen, L., & Jiang, S. Y., 2007, *ChJAA*, 7, 421
- Kholopov et al. 1985-1988, *General Catalogue of Variable Stars*, Vol. III, Nauka, Moscow
- Kilambi, G. C., & Rahman, A., 1993, *BASI*, 21, 47
- Kim, C., 1990, *Ap&SS*, 168, 153
- Kim, C., & Joner, M. D., 1994, *Ap&SS*, 218, 137
- Kim, S.-L., Lee, J. W., Kwon, S.-G., Youn, J.-H., Mkrtichian, D. E., & Kim, C., 2003, *A&A*, 405, 231
- Kinman, T. D., 1961, *Royal Obs. Bull.*, 37, 151
- Kiss, L. L., & Szatmáry, K., 1995, *IBVS*, No. 4166
- Kiss, L. L., Derekas, A., Mészáros, Sz., & Székely, P., 2002, *A&A*, 394, 943
- Kjeldsen, H., 2003, *Ap&SS*, 284, 1
- Klingenberg, G., Dvorak, S. W., & Robertson, C. W., 2006, *IBVS*, No. 5701
- Laney, C. D., Joner, M., & Schwendiman, L., 2002, *ASPC*, 256, 173
- Laney, C. D., Joner, M., & Rodríguez, E., 2003, *ASPC*, 292, 203
- van Leeuwen, F., 2007, *Astrophys. Space Sci. Lib.*, 350
- Lenz, P., & Breger, M., 2005, *Comm. Asteroseis.*, 146, 53
- Leung, K.-C., 1968, *AJ*, 73, 6
- Liu, Y. Y., et al., 1996, *A&AS*, 120, 179
- Mahdy, M. A., 1987, *IBVS*, No. 3055
- Mahdy, H. A., Soliman, M. A., & Hamdy, M. A., 1988, *IBVS*, No. 3276
- McAlary, C. W., & Wehlau, W. H., 1979, *AJ*, 84, 1211
- McNamara, D. H., 1985, *PASP*, 97, 715
- McNamara, D. H., 2000, *ASPC*, 210, 373
- McNamara, D. H., & Feltz, K. A. Jr., 1976, *PASP*, 88, 510
- McNamara, D. H., Powell, J. M., & Joner, M. D., 1996, *PASP*, 108, 1098
- Mkrtichian, D. E., et al., 2006, *Ap&SS*, 304, 169
- Moffett, T. J., Barnes, T. G. III, Fekel, F. C., Jefferys, W. H., & Achtermann, J. M., 1988, *AJ*, 95, 153
- Munari, U., Sordo, R., Castelli, F., & Zwitter, T. 2005, *A&A*, 442, 1127
- Nather, B., & Warner, R. E., 1972, *MNRAS*, 156, 315
- Oosterhoff, P. Th., & Walraven, Th., 1966, *BAN*, 18, 387
- Peña, J. H., González, S. F., & Hobart, M. A., 1987, *A&AS*, 138, 11
- Percy, J. R., 1975, *A&A*, 69, 251
- Percy, J. R., 1976, *Proc. Solar and Stellar Puls. Conf.*, 60
- Perryman, M. A. C., et al., 1997a, *A&A*, 323, 49
- Perryman, M. A. C., et al., 1997b, *The Hipparcos and Tycho Catalogues* (ESA SP-1200; Noordwijk: ESA)

- Petersen, J. O., & Christensen-Dalsgaard, J., 1996, *A&A*, 312, 463
- Petersen, J. O., & Høg, E., 1998, *A&A*, 331, 989
- Pigulski, A., & Michalska, G., 2007, *AcA*, 57, 61
- Pojmański, G., 2002, *AcA*, 52, 397
- Popper, D. M., 1966, *AJ*, 71, 175
- Poretti, E., 2003, *A&A*, 409, 1031
- Poretti, E., et al., 2005, *A&A*, 440, 1097
- Poretti, E., et al., 2006, *Mem. S. A. It.*, 77, 219
- Powell, J. M., Joner, M. D., & McNamara, D. H., 1995, *PASP*, 107, 225
- Purgathofer, A., & Schnell, A., 1984, *IBVS*, No. 2500
- Rodríguez, E., 1999, *PASP*, 111, 709
- Rodríguez, E., & Breger, M., 2001, *A&A*, 366, 178
- Rodríguez, E., Rolland, A., & Lopez de Coca, P., 1988, *RMxAA*, 16, 7
- Rodríguez, E., Rolland, A., & Lopez de Coca, P., 1990, *IBVS*, No. 3427
- Rodríguez, E., Lopez-González, M. J., & Lopez de Coca, P., 2000, *A&AS*, 144, 469
- Rodríguez, E., Rolland, A., Lopez de Coca, P., Garrido, R., & Garcia-Lobo, E., 1990, *RMxAA*, 21, 386
- Rodríguez, E., López de Coca, P., Costa, V., & Martín, S., 1995a, *A&A*, 299, 108
- Rodríguez, E., Rolland, A., Costa, V., & Martín, S., 1995b, *MNRAS*, 277, 965
- Rodríguez, E., Rolland, A., Lopez de Coca, P., & Martín, S., 1996, *A&A*, 307, 539
- Rodríguez, E., et al., 2004, *Comm. in Asteroseis.*, 145, 48
- Rolland, A., Peña, J. H., Lopez de Coca, P., Peniche, R., & Gonzalez, S. F., 1986, *A&A*, 168, 125
- Santolamazza, P., Marconi, M., Bono, G., Caputo, F., Cassisi, S., & Gilliland, R. L., 2001, *ApJ*, 554, 1124
- Soydugan, E., Soydugan, F., Demircan, O., & İbanoğlu, C., 2006, *MNRAS*, 370, 2013
- Sterken, C., Fu, J.-N., & Brogt, E., 2003, *ASPC*, 292, 121
- Strohmeier, W., 1964, *IBVS*, No. 51
- Struve, O., 1949, *AJ*, 54, 137
- Szakáts, R., Szabó, Gy. M., & Szatmáry, K., 2008, *IBVS*, No. 5816
- Walraven, Th., Walraven, J., & Balona, L. A., 1992, *MNRAS*, 254, 59
- Zessewitch, B. P., 1950, *Astron. Circ. USSR*, 100, 18
- Zhou, A. Y., Fu, J. N., & Jiang, S. Y., 1999, *Ap&SS*, 268, 397
- Zissel, R., 1968, *AJ*, 73, 696

APPENDIX A: FULL LOG OF OBSERVATIONS.

Table A1. Journal of observations.

Date	Filter	Instrument	Data points	Obs. length	Date	Filter	Instrument	Data points	Obs. length
RS Gru					AD CMi				
2003-10-07	B ; V ; I	SSO60	93	3.6 h	2004-02-04	spec:	SSO230	63	4.9 h
2003-10-09	B ; V ; I	SSO60	145	4.4 h	2004-02-07	spec:	SSO230	69	4.3 h
2003-10-11	B ; V ; I	SSO60	125	2.9 h	2004-02-08	spec:	SSO230	47	2.6 h
2003-10-12	B ; V ; I	SSO60	121	2.9 h	BQ Ind				
2004-10-02	B ; V ; I	SSO60	141	3.6 h	2004-10-25	I	APT60	153	3.5 h
2003-10-09	spec:	SSO230	151	3.9 h	2004-10-26	I	APT60	46	1.1 h
2004-09-25	spec:	SSO230	146	3.3 h	2004-10-27	I	APT60	156	3.6 h
2004-09-26	spec:	SSO230	170	3.4 h	2004-10-28	I	APT60	133	3.0 h
2004-09-27	spec:	SSO230	99	2.3 h	2004-10-29	I	APT60	120	2.8 h
2004-09-28	spec:	SSO230	14	0.3 h	2004-10-30	I	APT60	98	2.2 h
2005-05-28	spec:	SSO230	14	0.7 h	ZZ Mic				
2005-05-29	spec:	SSO230	179	3.8 h	2004-10-27	B ; V	SSO60	148	2.7 h
2005-05-30	spec:	SSO230	203	4.1 h	2004-10-29	B ; V	SSO60	105	1.7 h
2005-05-31	spec:	SSO230	161	4.2 h	2004-10-30	B ; V	SSO60	124	2.1 h
2005-06-01	spec:	SSO230	86	3.4 h	2004-10-27	spec:	SSO230	41	2.4 h
2005-06-02	spec:	SSO230	57	1.4 h	CY Aqr				
2005-08-17	spec:	SSO230	116	2.9 h	2003-10-08	V ; I	SSO60	193	4.0 h
2005-08-18	spec:	SSO230	125	3.2 h	2003-10-10	V ; I	SSO60	85	1.7 h
2005-08-21	spec:	SSO230	8	1.1 h	2003-10-13	B ; V	SSO60	175	2.9 h
2005-08-22	spec:	SSO230	37	3.5 h	2004-11-24	I	APT50	43	1.3 h
2005-08-23	spec:	SSO230	98	3.4 h	2004-11-25	I	APT50	47	1.3 h
2006-07-21	spec:	AAT	40	4.2 h	2004-11-26	I	APT50	33	0.9 h
RY Lep					2004-11-27	I	APT50	45	1.3 h
2004-10-25	I	APT50	190	3.3 h	2004-11-28	I	APT50	49	1.3 h
2004-10-28	I	APT50	246	3.7 h	2007-07-25	V	P60	101	1.2 h
2004-10-29	I	APT50	335	4.9 h	2007-07-26	V	P60	103	1.8 h
2004-11-24	I	APT50	105	1.9 h	2003-10-08	spec:	SSO230	87	3.6 h
2004-11-25	I	APT50	366	5.8 h	2004-07-04	spec:	SSO230	22	1.6 h
2004-11-26	I	APT50	345	6.1 h	BE Lyn				
2004-11-27	I	APT50	385	6.0 h	2007-10-25	spec	MH150	10	1.0 h
2004-11-28	I	APT50	380	6.2 h	2007-10-26	spec	MH150	22	2.1 h
2004-12-24	I	APT50	98	1.4 h	2007-10-27	spec	MH150	20	2.0 h
2004-12-25	I	APT50	60	1.2 h	XX Cyg				
2004-12-27	I	APT50	324	4.7 h	2007-07-25	V	P60	117	3.2 h
2004-12-28	I	APT50	464	6.7 h	2007-07-27	V	P60	201	3.6 h
2004-12-29	I	APT50	471	6.8 h	2008-07-29	V	Sz40	85	3.3 h
2004-12-30	I	APT50	419	6.6 h	DY Her				
2005-01-06	I	APT50	144	2.1 h	2007-07-22	V	P60	131	2.2 h
2005-01-07	I	APT50	140	2.0 h	DY Peg				
2005-01-08	I	APT50	137	1.9 h	2007-07-23	V	P60	145	2.7 h
2005-01-09	I	APT50	135	1.9 h					
2005-01-10	I	APT50	130	1.9 h					
2005-01-11	I	APT50	128	1.9 h					
2004-02-05	spec:	SSO230	178	4.5 h					
2004-02-06	spec:	SSO230	134	3.9 h					
2004-10-26	spec:	SSO230	28	1.3 h					
2004-10-27	spec:	SSO230	75	3.9 h					
2005-12-19	spec:	SSO230	233	5.5 h					
2005-12-20	spec:	SSO230	203	5.5 h					