

Origin and Nature of Dust in the Early Universe

Takaya Nozawa¹, Takashi Kozasa², Hideyuki Umeda³, Hiroyuki Hirashita⁴, Keiichi Maeda¹, Ken'ichi Nomoto^{1,3}, Nozomu Tomimaga⁵, Aso Haba², Eli Dwek⁶, Tutomu T. Takeuchi⁷, Takako T. Ishii⁸

¹Institute for the Physics and Mathematics of the Universe, University of Tokyo, Kashiwa, Chiba 277-8568, Japan

²Department of Cosmology, Graduate School of Science, Hokkaido University, Sapporo 060-0810, Japan

³Department of Astronomy, School of Science, University of Tokyo, Bunkyo-ku, Tokyo 113-0033, Japan

⁴Institute of Astronomy and Astrophysics, Academia Sinica, Taipei 106, Taiwan

⁵Division of Optical and Infrared Astronomy, National Astronomical Observatory of Japan, Mitaka, Tokyo 181-8588, Japan

⁶Laboratory for Astronomy and Solar Physics, NASA Goddard Space Flight Center, Greenbelt, MD 20771, USA

⁷Institute for Advanced Research, Nagoya University, Nagoya 464-8601, Japan

⁸Kwasan and Hida Observatories, Kyoto University, Yamashina, Kyoto 607-8471, Japan

Abstract.

We present recent advances in theoretical studies of the formation and evolution of dust in primordial supernovae (SNe) that are considered to be the main sources of dust in the early universe. Being combined with the results of calculations of dust formation in the ejecta of Population III SNe, the investigations of the evolution of newly formed dust within supernova remnants (SNRs) show that smaller grains are predominantly destroyed by sputtering in the shocked gas, while larger grains are injected into the ambient medium. The mass of dust grains surviving the destruction in SNRs reaches up to $0.1\text{--}15 M_{\odot}$, which is high enough to account for the content of dust observed for the host galaxies of quasars at $z > 5$. In addition, the transport of dust formed in the ejecta causes the formation of low-mass stars in the dense shell of primordial SNRs and affects the elemental composition of those stars. We also show that the extinction curve is expected in the high-redshift universe where SNe are the possible sources of dust.

1. Introduction

Recent submillimeter and millimeter observations have detected the continuum thermal emission of dust from a growing number of quasars at redshifts larger than $z = 5$ (Bertoldi et al. 2003; Priddey et al. 2003; Robson et al. 2004; Beelen et al. 2006; Wang et al. 2008a, 2008b). The estimated mass of dust in the host galaxies of these quasars is $10^8\text{--}10^9 M_{\odot}$, which implies a rapid enrichment of the

interstellar medium (ISM) with dust in such young systems. In addition, the rest-frame near-infrared photometries of quasars at $z > 5$ with Spitzer (Hines et al. 2006; Jiang et al. 2006) have confirmed the existence of hot dust heated by the central active nuclei. This indicates that the fundamental structures of quasars such as accretion disks and hot-dust tori had been already established during the first billion years of cosmic history. However, the origin and nature of dust in the high-redshift universe are not necessarily the same as those in our Galaxy. In fact Maiolino et al. (2004a) have found that the rest-frame UV extinction curve observed for the quasar SDSS J1048+4637 at $z = 6.2$ is quite different from those in local galaxies, suggesting that the source and evolution of dust at high redshifts ($z > 5$) are different from those at low redshifts ($z < 4$).

Dust grains in the early universe have great impacts on the formation processes of stars and galaxies. Dust grains control the chemistry of the ISM by locking up a large fraction of refractory elements and by serving as catalysts for chemical reactions of gas. Especially they foster the formation of hydrogen molecules on their surfaces (Cazaux & Tielens 2004; Cazaux & Spaans 2004), enhancing the star formation rate (SFR) in metal-poor star-forming gas clouds (Hirashita & Ferrara 2002). In dense metal-poor molecular clouds, dust grains provide efficient cooling pathways of gas through their thermal emission, which triggers the fragmentation of gas clouds into low-mass clumps of $0.1\text{--}1\text{ M}_\odot$ for metallicity of $10^{-6}\text{--}10^{-4} Z_\odot$ (Schneider et al. 2002, 2003, 2006a; Omukai et al. 2005; Turibe & Omukai 2006) and affects the initial mass function (IMF) in the metal-poor universe (e.g., Schneider et al. 2006b). Dust grains also influence the thermal balance in the interstellar space by producing photoelectrons that heat the gas and by reemitting the absorbed stellar light at infrared wavelengths.

The reprocessing of stellar light by dust at high redshift is also crucial in understanding the structure formation history of the universe from relevant observations. Obscuration of stellar light by dust leads to a serious misleading in interpreting the cosmic SFR and the IMF of the very early generation of stars from the cosmic infrared background radiation (e.g., Hauser & Dwek 2001). Thermal emission from high- z dust dominates the far-infrared background radiation and can even distort the cosmic microwave background radiation (Loeb & Haiman 1997). Thus, the investigation of dust in the early universe is one of the most important subjects to reveal the nature of stellar populations and underlying physical processes at the dark age of the universe.

In the previous studies that assessed the effects of dust grains at high redshift, the composition and size distribution of dust grains were assumed to be the same as those in our Galaxy, and their amount was treated as a parameter (e.g., Loeb & Haiman 1997). However, the physical processes involving the interactions of dust with photons and gas are sensitive to the chemical composition and size of dust. The size distribution and amount of dust are determined by the competition between its production and destruction and vary with time according to the star formation activity. Therefore, in order to evaluate the impacts of high- z dust, it is essential to clarify the evolution of dust in the early epoch of the universe by taking account of the formation and destruction of dust self-consistently.

At redshift larger than 5 when the cosmic age is less than 1.2 billion years, the formation of dust in mass-loss winds from asymptotic giant branch (AGB)

stars is too inefficient to supply a copious amount of dust into the ISM because most of low-mass stars cannot evolve off the main sequence in such an early epoch. Hence, the main formation sites of dust are considered to be in the ejecta of Type II SNe (SNe II) evolving from short-lived massive stars with the progenitor masses $M_{\text{pr}} = 8\text{--}40 M_{\odot}$. Indeed the chemical evolution models point out that $0.1\text{--}1 M_{\odot}$ of dust per SN II event is required to form to explain a large content of dust observed in high-redshift galaxies (Morgan & Edmunds 2003; Maiolino et al. 2006; Dwek et al. 2007). On the other hand, numerical simulations (e.g., Bromm et al. 2002; Abe et al. 2002; Yoshida et al. 2006) and semi-analytic models (Nakamura & Umemura 2001, 2002) have shown that the first stars formed out of the primordial composition of gas are typically very massive with masses more than $100 M_{\odot}$. Such metal-free stars as massive as $140\text{--}260 M_{\odot}$ are considered to explode as pair-instability SNe (PISNe, Fryer et al. 2001; Umeda & Nomoto 2002; Heger et al. 2002) and pollute the ISM by ejecting large amounts of metal and dust at the end of their lives.

Dust grains newly condensed in the SN ejecta are subsequently processed due to sputtering in the hot gas swept up by the reverse and forward shocks, and their size and mass can be greatly modified before being injected into the ISM. Thus, in order to clarify what kind of and how much dust are supplied to the ISM by SNe, it is necessary to investigate the formation of dust in the ejecta and its evolution in the shocked gas within the SN remnants (SNRs). In this proceedings, we describe the properties of dust in the early universe revealed by a series of our studies; the calculations of dust formation in the ejecta of primordial SNe II and PISNe are presented in §2, and the evolutions of dust in those SNRs are described in §3. In §4 we discuss the role of dust in the early universe, focusing on the impacts of dust on the formation processes of the next generation of stars. In §5 the extinction curve expected at high redshift is derived based on the results of calculations given in §3 and is compared with the existing observational results. The concluding remarks are presented in §6.

2. Formation of dust in primordial SNe

In the expanding ejecta of SNe, dust grains can condense through the formation of seed nuclei and their growth by the collisions with the gas in the metal-rich He core. Based on the nucleation and grain growth theory by Kozasa & Hasegawa (1987), Kozasa et al. (1989, 1991) demonstrated the formation sequence of dust in the ejecta of SN 1987A. They also discussed that the composition of dust grains formed in the ejecta is controlled by the elemental composition of gas at their formation sites and that their radii and number densities strongly depend on the time evolution of gas temperature in the ejecta.

Applying the method of dust formation calculations by Kozasa et al. (1989, 1991), Todini & Ferrara (2001) performed the calculations of dust formation in SNe II with the progenitor metallicity of $Z = 0.02$. They assumed one-zone models for the composition and density of gas within the He core, adopting the elemental yields for SNe II with $M_{\text{pr}} = 12\text{--}35 M_{\odot}$ by Woosley & Weaver (1995). Considering the formation and destruction of CO and SiO molecules, Todini & Ferrara (2001) showed that C grains can condense along with silicate and oxide grains in the O-rich environment and that their size distributions are

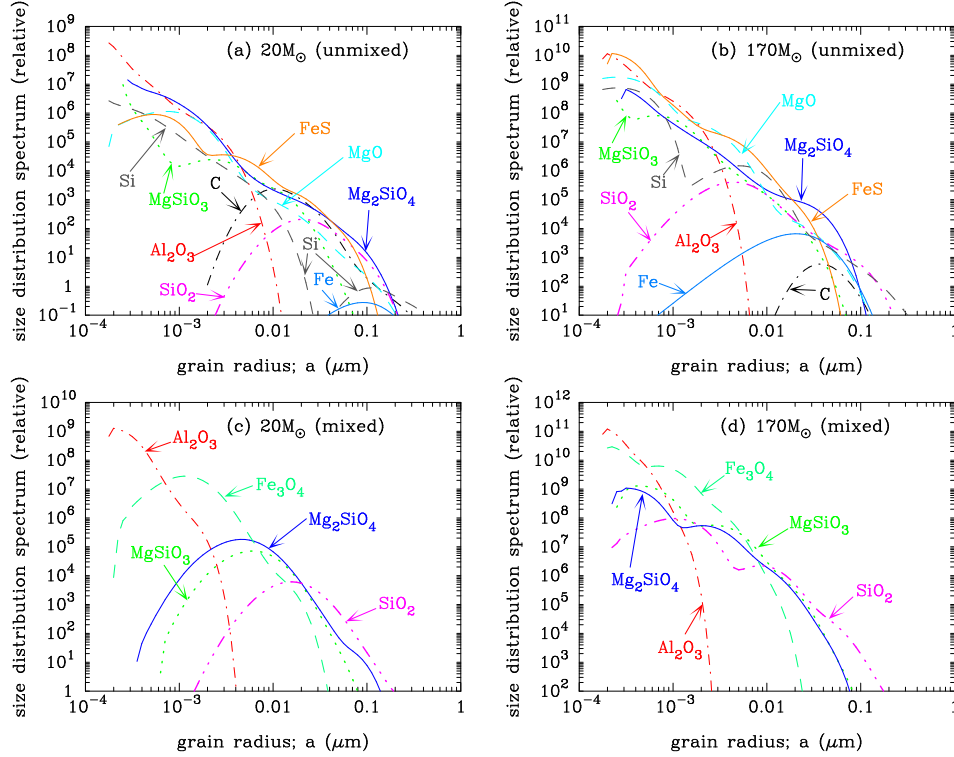


Figure 1. Size distribution function of each grain species summed up over the formation region in the unmixed ejecta (a) for $M_{\text{pr}} = 20 M_{\odot}$ and (b) for $M_{\text{pr}} = 170 M_{\odot}$, and in the mixed ejecta (c) for $M_{\text{pr}} = 20 M_{\odot}$ and (d) for $M_{\text{pr}} = 170 M_{\odot}$.

lognormal-like with the typical radii of $0.03 \mu\text{m}$ for C grains, $0.002 \mu\text{m}$ for Fe_3O_4 grains, and $0.001 \mu\text{m}$ for MgSiO_3 and Mg_2SiO_4 grains. The total mass of dust formed ranges from $0.08 M_{\odot}$ to $2 M_{\odot}$ depending on the progenitor mass and metallicity. It should be noted that the one-zone uniform model for gas density and elemental composition with the same time evolution of gas temperature tuned by comparing with the observation of SN 1987A is not always applicable to clarify the dependence of M_{pr} and Z on the total mass, chemical composition and size of dust formed in the ejecta.

We investigated the condensation of dust in Population III SNe II and PISNe (Nozawa et al. 2003), adopting the hydrodynamic models and the results of nucleosynthesis calculations by Umeda & Nomoto (2002). We consider SNe II with $M_{\text{pr}} = 13, 20, 25$, and $30 M_{\odot}$, all of which have the explosion energy of 10^{51} ergs, and PISNe with $M_{\text{pr}} = 170 M_{\odot}$ and $200 M_{\odot}$ whose explosion energies are 2×10^{52} ergs and 2.8×10^{52} ergs, respectively. As for the mixing of elements within the He core, we consider the two extreme cases; the unmixed case with the onion-like elemental composition and the uniformly mixed case. The gas temperature is calculated for each model by solving the radiative transfer, taking account of the energy deposition from radioactive elements. The formation of CO and SiO molecules is assumed to be complete.

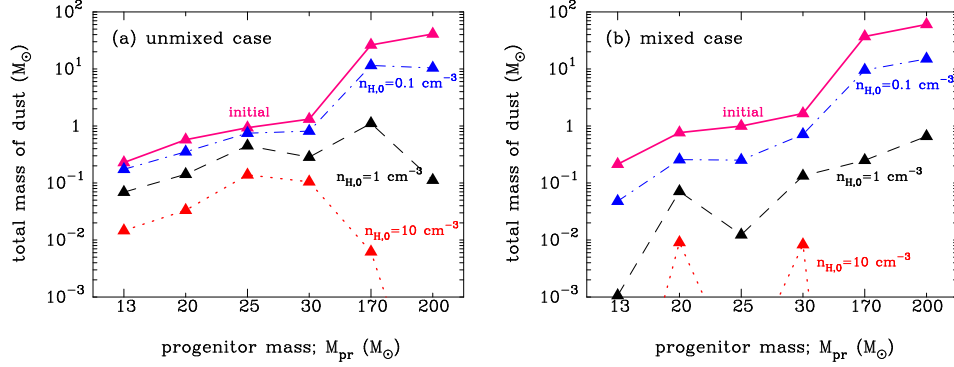


Figure 2. Total mass of dust at the time of dust formation versus progenitor mass (connected by the solid lines), together with total mass of dust surviving the destruction in SNRs for various ambient gas densities (see x 3); (a) for the unmixed case and (b) for the mixed case. The results for $n_{\text{H},0} = 0.1, 1$, and 10 cm^{-3} are connected by the dot-dashed, dashed, and dotted lines, respectively.

Our results of dust formation calculations show that there is a great difference in the species of dust formed in the SN ejecta between the unmixed case and the mixed case. In the unmixed case, various grain species condense reflecting the difference of elemental composition in each layer: C grains in carbon-rich He layer, Mg_2SiO_4 , Al_2O_3 , and MgO grains in O-Mg-Si layer, MgSiO_3 , Al_2O_3 , and SiO_2 grains in O-Si-Mg layer, Si and FeS grains in Si-S-Fe layer, and Fe grains in the innermost Fe-rich layer. In the mixed case, where the oxygen atoms are more abundant than carbon atoms, only silicates (MgSiO_3 , Mg_2SiO_4 , SiO_2) and oxide (Al_2O_3 and Fe_3O_4) grains form.

Figure 1 shows the differential size distribution of each dust species summed up over its formation region in the unmixed and mixed cases for SNe II (Figs. 1a and 1c) and PISNe (Figs. 1b and 1d). In the unmixed case, the size distributions of C, SiO_2 , and Fe grains are lognormal-like with relatively large radii ($> 0.01 \text{ } \mu\text{m}$), while the other grain species have power-law-like distributions with radii ranging a few orders of magnitude. In the mixed ejecta, the size distribution function of dust formed is almost lognormal-like except for Al_2O_3 grains. The average radius of dust for the mixed case is a little smaller compared with that for the unmixed case, although the maximum radius of dust is limited to less than $1 \text{ } \mu\text{m}$ in both cases. The main species of newly formed dust and their size distribution functions are almost independent of the progenitor mass.

The total mass of dust formed in the ejecta of primordial SNe is shown in Figure 2 for the unmixed case (Fig. 2a) and the mixed case (Fig. 2b). In general, the total mass of dust is higher for the mixed case than the unmixed case because oxygen atoms are more efficiently locked into dust grains as silicates and oxides in the mixed case. The total mass of dust formed is $0.1\text{--}2 M_\odot$ for Type II SNe and $25\text{--}60 M_\odot$ for PISNe and increases with increasing the progenitor mass. The depletion factor, defined as the mass fraction of metal locked into grains to metal available in the ejecta, is $0.05\text{--}0.25$ for SNe II and $0.45\text{--}0.55$ for PISNe. Therefore, PISNe can convert a much larger fraction of refractory elements into dust grains than SNe II. Note that the yields of dust in PISNe are consistent with

the results by Schneider et al. (2004) who extended the model of dust formation in SNe II by Todini & Ferrara (2001) to PISNe, adopting the nucleosynthesis results by Heger & Woosley (2002).

3. Evolution of newly formed dust in primordial SNRs

Before newly formed dust grains in the ejecta are injected into the ISM, they can be processed in the hot gas swept up by the reverse and forward shocks that are generated by the interaction between the SN ejecta and the surrounding medium. Dust grains condensed in the He core initially expand with the gas, but once they encounter the reverse shock, they acquire high velocities relative to the gas and are eroded by sputtering in the shocked gas. Dust grains are also decelerated by the gas drag, and some of them are trapped in the hot plasma and are completely destroyed by sputtering. The deceleration rate and erosion rate of dust depend on the temperature and density of gas and the relative velocity of dust to gas, as well as the composition and size of dust. Therefore, in order to reveal the composition, size distribution, and amount of dust supplied from SNe into the ISM, we need to investigate the motion and processing of dust within SNRs, based on the physical properties of dust obtained by the dust formation calculations.

Bianchi & Schneider (2007) have semi-analytically investigated the destruction of newly formed dust through the passage of the reverse shock, by revisiting the models of dust formation by Todini & Ferrara (2001) and by employing a little different size distribution of dust from their results. Bianchi & Schneider (2007) found that the size distribution of dust surviving the reverse shock is skewed to smaller radius in comparison with the original one. The mass of surviving dust is 20% of the initial dust mass and decreases with increasing the gas density in the ambient medium. However, in the calculations, they did not consider the motion of dust outwardly penetrating through the shocked hot gas, which is a very important process to pursue the evolution and survival of dust within SNRs. Their calculations are performed only up to $< 10^5$ years.

We investigated the evolution of dust in primordial SNRs (Nozawa et al. 2007), by adopting the results of dust formation calculations by Nozawa et al. (2003) and by carefully treating the dynamics of dust and its destruction by sputtering. Here we briefly introduce the method of calculation; the deceleration rate of dust due to the gas drag is inversely proportional to the grain radius and bulk mass density. The erosion rate by sputtering is evaluated by applying the sputtering yield for each dust species given in Nozawa et al. (2006). Dust grains being treated as test particles, the transport and destruction of dust are calculated in a self-consistent manner by taking account of the size distribution and spatial distribution of each grain species formed in the ejecta.

The time evolution of gas temperature and density in SNRs is numerically solved by assuming spherical symmetry and considering the cooling of gas via the atomic process, the inverse Compton, and the thermal radiation of dust. For the initial conditions of gas in the ejecta, we adopt the hydrodynamic models of Population III SNe II and PISNe by Umeda & Nomoto (2002), which are the same as those used in the dust formation calculations. We assume the uniform ambient medium with a gas temperature of 10^4 K based on the studies

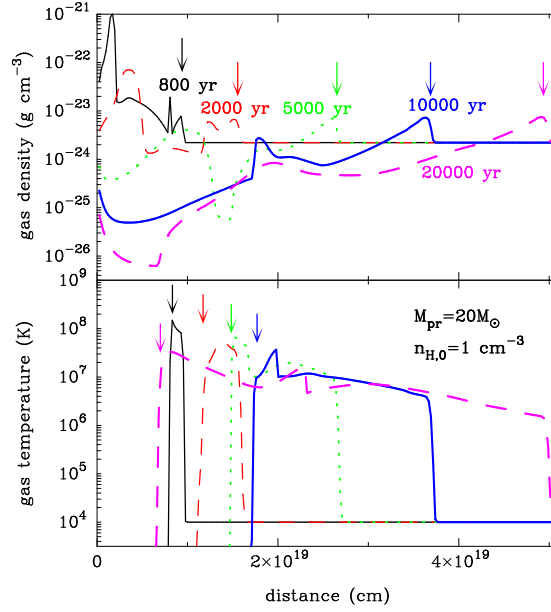


Figure 3. Structures of gas density (upper panel) and temperature (lower panel) at given times in the SNR that is generated from the explosion of the star with $M_{\text{pr}} = 20 M_{\odot}$ and is expanding into the ISM with $n_{\text{H},0} = 1 \text{ cm}^{-3}$. The downward-pointing arrows in the upper and lower panels indicate the positions of the forward and reverse shocks, respectively.

of the radiative feedback from massive primordial stars (Kitayama et al. 2004; Machida et al. 2005). To examine the dependence of the evolution of dust on the gas density in the ISM, we consider the hydrogen number densities of $n_{\text{H},0} = 0.1, 1$, and 10 cm^{-3} for the ambient gas density. The calculations are carried out from 10 years up to 10^6 years.

Figure 3 shows the time evolutions of the structure of gas density (upper panel) and temperature (lower panel) in the SNRs for $M_{\text{pr}} = 20 M_{\odot}$ and ambient density of $n_{\text{H},0} = 1 \text{ cm}^{-3}$. The positions of the forward and reverse shocks are indicated by the arrows in the upper and lower panel, respectively, at given times after explosion. We can see that the gas swept up by the forward and reverse shocks is heated to the temperature of 10^6 – 10^8 K , where dust grains are efficiently eroded by sputtering (see Fig. 2 in Nozawa et al. 2006).

Figure 4 exhibits the trajectory of dust (upper panel) and the time evolution of dust radius relative to the initial one (lower panel) within the SNR given in Figure 3. The thick solid curves in the upper panel depict the trajectories of the reverse and forward shocks. The evolution of dust within the SNR is shown for C, Mg_2SiO_4 , and Fe grains formed in the unmixed case. Initially dust grains are expanding with the gas, and then collide with the reverse shock at different times depending on their initial positions: at 3650 yr for C grains formed in the outermost He core, at 6300 yr for Mg_2SiO_4 grains in the O-rich layer, and at 13,000 yr for Fe grains condensed in the innermost He core.

Once dust grains intrude into the reverse shock, the evolution of dust heavily depends on the composition and initial radius a_{ini} (see Fig. 4). Grains with

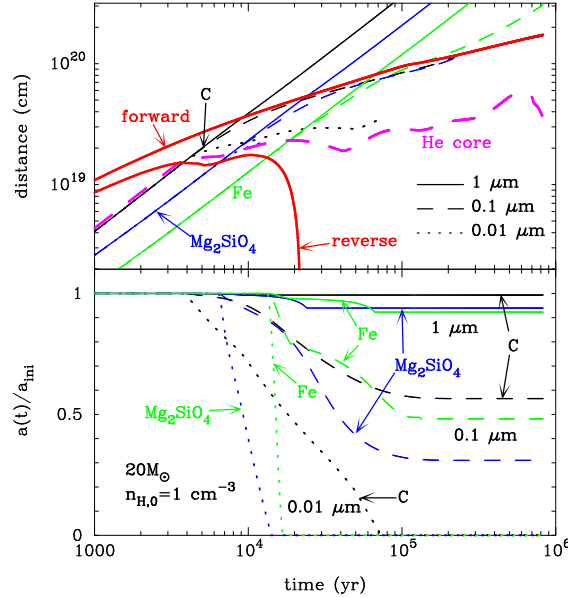


Figure 4. Trajectories of C, Mg_2SiO_4 , and Fe grains (upper panel) and the time evolutions of their radii relative to the initial ones (lower panel) within the SNR given in Figure 3. The evolutions of dust with $a_{\text{ini}} = 0.01, 0.1$, and $1 \mu\text{m}$ are depicted by the dotted, dashed, and solid lines, respectively. In the upper panel, the trajectories of the reverse and forward shocks and the outer boundary of He core are indicated by the thick solid and dashed lines.

the initial radius of $a_{\text{ini}} = 0.01 \mu\text{m}$ (dotted lines) are efficiently decelerated by the gas drag and are trapped in the hot gas between the reverse and forward shocks. These small grains are completely destroyed by sputtering in the shocked gas. Grains of $a_{\text{ini}} = 0.1 \mu\text{m}$ (dashed lines) reduce their sizes by sputtering but are finally trapped in the dense shell formed behind the forward shock at 2×10^5 years without being completely destroyed. Fe grains of $a_{\text{ini}} = 0.1 \mu\text{m}$ are injected into the ambient medium because of their high bulk density. Grains with $a_{\text{ini}} = 1 \mu\text{m}$ (solid lines) can maintain their high velocities and pass through the forward shock to get injected into the ambient medium without being eroded significantly.

In Figure 5, we show the size distribution function of each dust species surviving the destruction in SNRs. Figure 5a presents the size distribution of dust in the unmixed case after destruction for $M_{\text{pr}} = 20 M_{\odot}$ and $n_{\text{H},0} = 1 \text{ cm}^{-3}$, and Figure 5b for $M_{\text{pr}} = 170 M_{\odot}$ and $n_{\text{H},0} = 0.1 \text{ cm}^{-3}$. Because small grains are efficiently trapped in the hot gas and are predominantly destroyed by sputtering, the size distribution of surviving dust is greatly deficient in small-sized grains, compared with that at its formation for both cases of SNe II and PISNe (see Figs. 1a and 1b for their initial size distributions). Thus, we conclude that relatively large-sized grains inhabit the interstellar space in the early universe, where dust grains are supplied only by SNe II and PISNe.

The behaviors of size distribution of surviving dust do not depend on the progenitor mass for SNe II because the explosion energy is the same ($E_{51} = 1$)

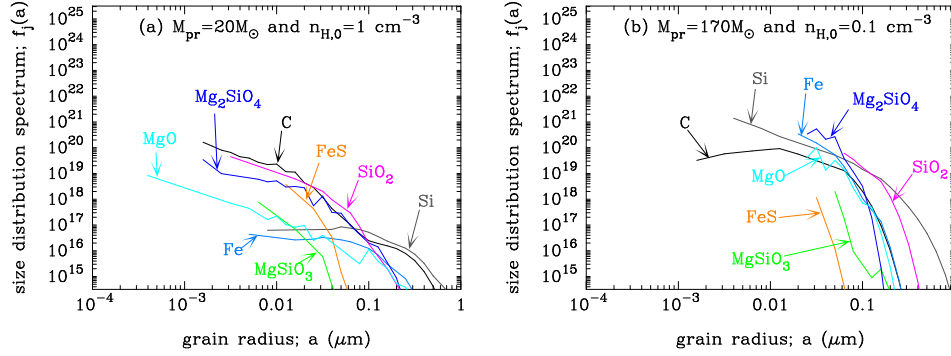


Figure 5. Size distribution of each dust species surviving the destruction in SNRs for the unmixed case with (a) $M_{\text{pr}} = 20 M_{\odot}$ and $n_{\text{H},0} = 1 \text{ cm}^{-3}$ and (b) $M_{\text{pr}} = 170 M_{\odot}$ and $n_{\text{H},0} = 0.1 \text{ cm}^{-3}$.

and thus the time evolution of temperature and density of gas in a SNR is similar. For $n_{\text{H},0} = 1 \text{ cm}^{-3}$, the critical radius below which dust is completely destroyed is $0.05 \mu\text{m}$ although it weakly depends on the dust species and their initial positions. For PISNe, the critical radius is approximately three times higher than that for SNe II as the result of much higher explosion energy ($> 10^{52}$ ergs) and more massive hydrogen envelope compared to SNe II.

The evolution of dust in SNRs is also affected by the ambient gas density. A higher ambient density results in denser shocked gas, which causes the efficient erosion and deceleration of dust due to more frequent collisions with the hot gas. Hence, the critical radius for each dust species increases with increasing ambient gas density: $0.01 \mu\text{m}$ for $n_{\text{H},0} = 0.1 \text{ cm}^{-3}$ and $0.2 \mu\text{m}$ for $n_{\text{H},0} = 10 \text{ cm}^{-3}$. Accordingly, the total mass of surviving dust decreases with increasing gas density in the ISM, as shown in Figure 2. For $n_{\text{H},0} = 10 \text{ cm}^{-3}$, the mass of surviving dust is less than $0.1 M_{\odot}$ for all models considered here, and almost all ($> 85\%$) of the dust grains formed in the ejecta are destroyed. The mass fraction of dust destroyed is generally larger for the mixed case than the unmixed case because the mass of dust formed in the mixed case is somewhat weighted toward smaller size than that in the unmixed case. It can be also seen from Figure 2 that the mass fraction of dust destroyed in remnants of PISNe is much larger than in SNe II. This is because the critical radius is large and the average radius of dust formed is relatively small for PISNe. Nevertheless, for $n_{\text{H},0} = 0.1$ and 1 cm^{-3} , the mass of dust surviving the destruction is between $0.1 M_{\odot}$ and $15 M_{\odot}$, which is high enough to account for the dust budget observed in the host galaxies of quasars at $z > 5$ (Madauro et al. 2006; DeWick et al. 2007). Thus, we conclude that SNe II and PISNe are the important dust factories in the early universe.

It should be mentioned here that although we have focused on Population III SNe, the results of the present study could be useful for evaluating the composition, size distribution, and mass of dust ejected from SNe II with high metallicity of the progenitors. One of the reasons for this is that the species of dust formed in the ejecta of SNe II and their size distribution are insensitive to the metallicity of the progenitor stars (Todini & Ferrara 2001; Nozawa 2003). On

the other hand, the increase of the metallicity in the ambient medium enhances the cooling in the shocked gas and affects the efficiency of dust destruction in a SNR. However, even if we calculate the evolution of dust within a SNR for the ambient medium with solar metallicity, the destruction efficiency of each grain species decreases at most by 15 % compared with that for the primordial gas composition (Nozawa et al. 2007). Therefore, the results of calculations described here can be also applicable to Type II-p SNe in the local universe, regardless of the initial metallicity of progenitor stars and ambient medium.

4. Role of dust on the formation process of stars

In the previous sections, we have shown that dust grains can condense even in the ejecta of Population III SNe II and PISNe evolving from zero-metal progenitor stars ($\times 2$) and that a sufficient fraction of newly formed grains can survive the destruction in the SNRs as long as the gas density in the surrounding medium is not very high ($\times 3$). This indicates that dust grains are surely ejected from primordial SNe and can quickly enrich the ISM in the early universe. In this section we describe the fundamental role that the first cosmic dust plays in the formation processes of the subsequent generations of stars.

4.1. Critical metallicity

The theoretical studies investigating the collapse and fragmentation of the primordial gas (e.g., Bromm & Larson 2004 and references therein) have predicted that the characteristic mass of the first stars is very high, probably in excess of $100 M_{\odot}$. On the other hand, a typical mass of Population I and II stars seen in the present days is as low as $1 M_{\odot}$. Thus, in the course of cosmic history, there should have been the transition of star formation mode from massive Population III stars to low-mass Population II stars.

The fundamental quantity responsible for this transition is the initial metallicity of collapsing gas clouds (Yoshii & Sabano 1980; Omukai 2000). The presence of metals largely enhances the cooling efficiency of gas and governs the thermal and chemical evolution of low-metallicity clouds. If the initial metallicity reaches a critical value Z_{cr} , the protostellar clouds become gravitationally unstable at higher densities where the Jeans masses are correspondingly lower, and undergo fragmentation to produce low-mass gas clumps. Bromm et al. (2001) computed the evolution of pre-enriched star-forming gas clouds and found that the critical metallicity is likely to be $Z_{\text{cr}} \sim 5 \times 10^{-4} Z_{\odot}$. Also, Bromm & Loeb (2003) and Santoro & Shull (2006) have derived the critical abundance of each heavy element such as C, O, Si, and Fe, above which the fragmentation of gas clouds is caused by fine-structure line cooling of the individual heavy element.

It should be noted here that if a significant fraction of metals are locked into dust grains, cooling by thermal emission of dust is more efficient than metal line cooling in the dense metal-poor molecular clouds. Schneider et al. (2006a) investigated the thermal history of collapsing gas clouds, developing the calculations by Omukai et al. (2005) and adopting the models of dust formed in primordial SNe II by Todini & Ferrara (2001) and PISNe by Schneider et al. (2004). They concluded that the efficient cooling of gas by dust grains enables fragmentation of gas clouds into solar or sub-solar mass scales even at $Z_{\text{cr}} = 10^{-6} Z_{\odot}$.

Their calculations are based on one-zone models for the evolution of clouds, but this prediction is confirmed by the 3-D hydrodynamical simulations. Tsuribe & Omukai (2006) studied the dynamical collapse and fragmentation of gas clouds with $Z = 10^{-6}$ ($10^{-5} Z_{\odot}$) and showed that the core of prestellar clouds actually fragments into small gas clumps. Therefore, dust produced in primordial SNe plays a critical role in the formation of the first low-mass stars in the universe.

4.2. Impact of dust on Population II.5 stars

In the halo of our Galaxy, many extremely metal-poor (EMP) low-mass stars with $[\text{Fe}/\text{H}] < -3$ have been discovered so far. In particular, two hyper-metal-poor (HMP) stars, HE 0107-5240 (Christlieb et al. 2002) and HE 1327-2326 (Frebe et al. 2005) with $[\text{Fe}/\text{H}] < -5$, and an ultra-metal-poor (UMP) star, HE 0557-4840 (Norris et al. 2007) with $[\text{Fe}/\text{H}] < -4$, are considered to be very early generation of stars. The most iron-deficient HMP stars show extreme (~ 100 times) overabundances of C and O and modest ($1\text{--}100$ times) enhancements of Si and Mg, and several scenarios have been proposed to explain the origin of their peculiar elemental compositions (Beers & Christlieb 2005 and references therein). Here we would suggest one possibility that dust grains newly formed in primordial SNe are responsible for the elemental compositions of these low-mass stars, considering that they are the second generation of stars formed in the dense shell of primordial SNRs, which are referred to as Population II.5 stars (Mackey et al. 2003; Salvattera et al. 2004; Machida et al. 2005).

As demonstrated in §3, the results for the evolution of dust within a SNR show that the dust grains surviving the destruction but not injected into the ambient medium are accumulated in the dense shell behind the forward shock after 10^5 to 10^6 years. The existence of dust in the shell may make possible the formation of stars with solar mass scales through its thermal emission if its metallicity is above $10^{-6} Z_{\odot}$, as shown in the last subsection. In that case, it is expected that the elemental composition of piled-up grains reflects the elemental abundance of low-mass Population II.5 stars. Thus, we analyze the metallicity and metal abundance in the SN shell and compare with observations of HMP and UMP stars.

Table 1 presents the elemental composition and metallicity in the dense SN shell for various progenitor masses and gas densities in the ambient medium. We show only the results calculated for the unmixed case of SNe II since Fe-bearing grains are not significantly piled up in the shell of SNRs for the mixed case of SNe II and both cases of PISNe. Table 1 shows that metallicity of the gas in the shell is in the range from 10^{-6} to $10^{-4} Z_{\odot}$, which satisfies the condition to cause the formation of stars with solar mass scales (Schneider et al. 2006a; Tsuribe & Omukai 2006). We can also see that most of calculated $[\text{Fe}/\text{H}]$ spans the range from -6 to -4.5 and are in good agreement with those for HMP and UMP stars. Thus, we can conclude that the transport of dust segregated from metal-rich gas can be an important process to form the iron-poor low-mass stars such as HMP and UMP stars.

In Figure 6a, we also plot the abundances of C, O, Mg, and Si in the dense shell relative to solar value for the ambient densities of 0.1 and 1 cm^{-3} . The results are denoted by triangles, while the observational data of HMP and UMP stars are plotted by other symbols. The calculated abundances of Mg and Si also

Table 1. Metallicities, $[\text{Fe}/\text{H}]$, and abundances of C, O, Mg, and Si relative to Fe in the dense shell of primordial SNRs for various progenitor masses and ambient gas densities. The results calculated for the unmixed case of SNe II are only presented (see text).

M_{pr}	$\log(Z/Z_{\odot})$	$[\text{Fe}/\text{H}]$	$[\text{C}/\text{Fe}]$	$[\text{O}/\text{Fe}]$	$[\text{Mg}/\text{Fe}]$	$[\text{Si}/\text{Fe}]$
$n_{\text{H},0} = 0.1 \text{ cm}^{-3}$						
13	5.89	6.43	0.274	0.699	0.230	1.92
20	5.44	5.20	0.117	0.595	0.034	0.410
25	5.55	5.90	1.11	1.42	0.500	0.552
30	5.33	5.56	0.566	0.043	0.739	0.866
$n_{\text{H},0} = 1 \text{ cm}^{-3}$						
13	4.72	5.15	1.11	0.555	0.459	1.01
20	4.68	5.53	0.992	0.585	1.16	1.87
25	4.79	5.23	1.09	0.412	0.407	0.989
30	4.60	5.11	0.797	0.242	1.09	1.26
$n_{\text{H},0} = 10 \text{ cm}^{-3}$						
13	4.40	4.13	0.284	2.54	3.89	0.599
20	4.09	4.92	0.946	2.15	1.80	2.14
25	3.91	5.10	1.60	0.122	0.232	2.34
30	3.84	5.11	0.207	0.375	1.23	2.66

reproduce 100 times overabundances in HMP stars. Therefore, the elemental composition of dust piled up in the shell can influence the abundance patterns of metals such as Fe, Mg, and Si in HMP and UMP stars if they are Population II.5 stars. However, more than 100 times excesses of C and O cannot be reproduced by any models considered here. For one of the reasons, we assumed that the metal-rich gas in the ejecta does not mix with the gas in the shell.

Hence, we then examine the abundance patterns in the shell by considering that in addition to the piled-up grains, the gas outside the innermost iron layer of the SNe is incorporated into the shell until the time of star formation. The results are shown in Figure 6b. This case can produce the extreme overabundances of C and O, but leads to unreasonable excesses (> 100 times) of Mg and Si as well, which is not in agreement with the observations. It might be possible to reproduce the elemental abundances of HMP stars if the Si-Mg-rich layer is not mixed with the gas in the shell, although it is necessary to clarify what extent of the gas in the ejecta can be actually incorporated into the shell when Population II.5 stars form.

We also mention here that Venkatesan et al. (2006) have proposed that the peculiar abundances of refractory elements in EMP stars can be reproduced by the transport of newly formed dust decoupled from the metal-rich gas in primordial SNe II and PISNe with $M_{\text{pr}} = 10\text{--}150 M_{\odot}$. However, they considered that the transport of dust is driven by the UV radiation field from the stellar cluster within a SNR, which seems to be an impracticable assumption. Furthermore, they have not made a detailed comparison between their results and the abundance data of EMP stars.

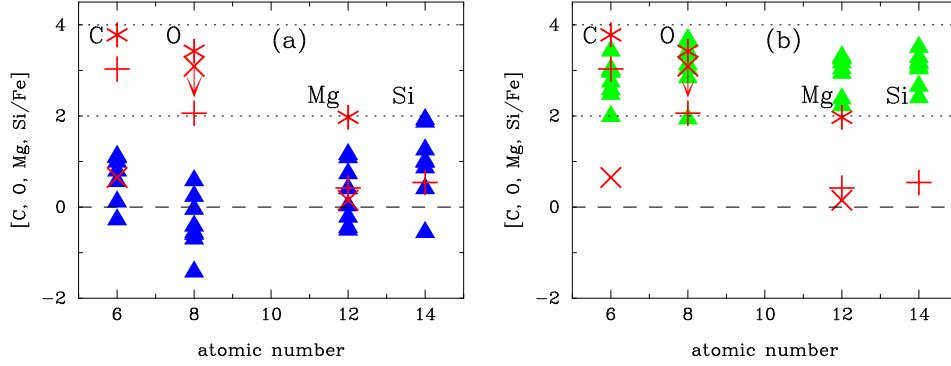


Figure 6. Abundances of C, O, Mg and Si relative to solar value in the dense shell of primordial SN II remnants for $n_{H,0} = 0.1$ and 1 cm^{-3} (blue triangles); (a) derived from the elemental composition of the grains piled up in the shell, and (b) derived from the elemental composition of the piled-up grains and the gas outside the innermost Fe layer. For the observational data of HMP and UMP stars, the 3-D corrected abundances are adopted and are denoted by plus (HE 0107-5240 with $[\text{Fe}/\text{H}] = -5.62$, Collet et al. 2006), asterisk (HE 1327+2326 with $[\text{Fe}/\text{H}] = -5.96$, Frebel et al. 2008), and cross (HE 0557+4840 with $[\text{Fe}/\text{H}] = -4.75$, Norris et al. 2007).

5. Extinction curve expected at the high-redshift universe

The properties of dust at high redshift have been probed by the dust extinction curves for quasars at $z > 4.9$ (Maiolino et al. 2004a). In particular, broad absorption line (BAL) quasars are good targets on this matter because they are associated with powerful outflows of dense gas and are significantly reddened by dust. It has been also known that the extinction properties for low- z ($z < 4$) BAL quasars are well described by the extinction curve in the Small Magellanic Cloud (SMC) (Reichard et al. 2003; Richard et al. 2003; Hopkins et al. 2004). However, Maiolino et al. (2004a) found that the UV extinction curve for the low-ionization BAL quasar SDSS J1048+4637 at $z = 6.2$ is flat at wavelengths $> 1700 \text{ \AA}$ and is rising at $< 1700 \text{ \AA}$, which is quite different from that in the SMC. Thus, the difference in the extinction curve indicates the different origin and evolution of dust at high redshifts ($z > 5$). Stratta et al. (2007) find that the spectral energy distribution of afterglow of gamma-ray burst (GRB) 050904 at $z = 6.3$ can be reproduced by adopting the extinction curve for the $z = 6.2$ quasars. Willott et al. (2007) also show that the extinction curve for the quasar CFHQS J1509-1749 at $z = 6.12$ is similar to that for the $z = 6.2$ quasar. These are additional evidence implying that the dust production mechanism at $z > 5$ is different from that at $z < 4$.

In this sense, the extinction curve for the $z = 6.2$ quasars allows us to examine the hypothesis that the formation of dust in the early universe is dominated by SNe II and/or PISNe. Maiolino et al. (2004b) have suggested that the extinction curve for the $z = 6.2$ quasar is in excellent agreement with that derived by using SNe II dust models by Todini & Ferrara (2001). Models of dust formed in the unmixed SNe II by Nozawa et al. (2003) can also successfully reproduce the extinction curve observed for the quasar at $z = 6.2$ by weighting the progen-

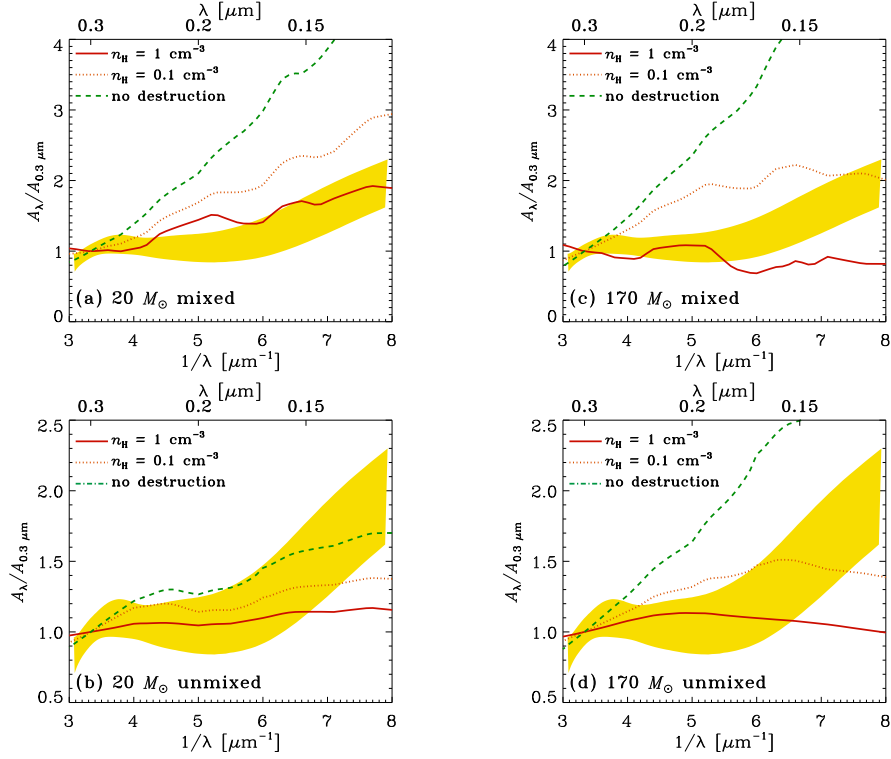


Figure 7. Dust extinction curves derived for the mixed ejecta with (a) $M_{\text{pr}} = 20 M_{\odot}$ and (b) $M_{\text{pr}} = 170 M_{\odot}$, and the unmixed ejecta with (c) $M_{\text{pr}} = 20 M_{\odot}$ and (d) $M_{\text{pr}} = 170 M_{\odot}$. The dotted and solid lines indicate the results obtained from the dust surviving the destruction in SNRs for the ambient hydrogen number densities of 0.1 and 1 cm^{-3} , respectively. The case without the reverse shock destruction is also shown by the dashed lines. The shaded area in each panel shows the range observed for the quasar SDSS J1048+4637 at $z = 6.2$ (Maiolino et al. 2004b). The extinction is normalized to the value at $\lambda = 0.3 \text{ } \mu\text{m}$.

form mass with the Salpeter IMF (Hirashita et al. 2005). However, these studies apply the composition, size distribution, and mass of dust at the time of its formation and do not take into account the modification on the physical properties of dust due to the destruction in SNRs. Recently, Bianchi & Schneider (2007) consider the processing of dust by the reverse shock within SNRs and show that the extinction curve by the dust surviving the destruction is still consistent with the extinction curve for the $z = 6.2$ quasar.

Here we present the extinction curve expected at the high-redshift universe (Hirashita et al. 2008) by using the size distribution and mass abundance of each dust species surviving the destruction in SNRs by Nozawa et al. (2007). The results of dust evolution within SNRs show that small-sized grains are destroyed more efficiently and that the typical size of dust injected from SNe to the ISM is biased toward relatively large size ($> 0.02 \text{ } \mu\text{m}$). Furthermore, for the higher ambient gas density, the efficiency of dust destruction is higher, and the average radius of surviving dust shifts further toward large radius. As a result, the

derived extinction curve becomes flatter as the ambient gas density increases, regardless of types of SNe and mixing of elements within the He core, as shown in Figure 7. This leads to the conclusion that at high redshift when SNe are the possible sources of dust, the dust extinction curves are very flat. We also compare our results with the extinction curves for the quasars at $z = 6.2$ (Maiolino et al. 2004b). It can be seen that the derived extinction curves can be also allowed by the current observational constraints.

It should be noted here that there are some pieces of evidence supporting the flat extinction curve in high-redshift systems. Two high- z BAL quasars, SDSS J1044+0125 ($z = 5.8$) and J0756+4104 ($z = 5.1$) are detected at submillimeter wavelengths (Priddey et al. 2003), which indicates the presence of dust grains in excess of $10^8 M_\odot$. However, it is reported that these quasars do not show any reddening in their UV spectra (Maiolino et al. 2004a). The absence of reddening and the detection of dust emission seem to be mutually exclusive, but this contradiction can be resolved by the flat extinction curve. In addition, even at low redshift, the extinction curves of active galactic nuclei (AGNs) are suggested to be flat at UV wavelengths and are quite different from those in the diffuse local ISM (Maiolino et al. 2001a; Gaskwel et al. 2004, 2007). This also favors the existence of large grains in the circumnuclear dense region of AGNs where the coagulation of grains and/or the dominant depletion of small grains by sublimation are expected to take place (Maiolino et al. 2001b). However, the extinction curves extracted from SDSS quasar samples are similar to that in the SMC and do not show flat behavior in the UV. This discrepancy is considered to be due to the systematic difference in the method used in determining extinction laws from composite quasar spectra (e.g., Willott 2005).

On the other hand, it has been recognized that the afterglows of GRBs are obscured and reddened by dust (Li, A. et al. 2008 and references therein) and are powerful tools to derive the extinction curves in their host galaxies (e.g., Starling et al. 2007; Heng et al. 2008). The spectrum of afterglow is given by the power-law formula over the broad range from X-rays to near-infrared wavelengths. Thus, comparing the actually observed spectrum with the power-law spectrum extrapolated from the X-ray bands, we can obtain the intrinsic UV-optical extinction curve. Using this method, some studies (Stratta et al. 2005; Chen et al. 2006) have reported the flat properties for the GRB extinction curves, almost independent of wavelengths. Li, Y. et al. (2008) also find that the very flat extinction curves are identified in the host galaxies of four GRBs with a wide range of redshifts ($z = 0.5(4)$). These facts indicate that the size distribution of dust is biased toward large grains in the environments surrounding the GRBs, which can be produced by the coagulation growth of dust in the dense clouds, the evaporation of small grains due to the intense X-ray and UV emission from the GRBs, or the preferential destruction of small grains by SN blast waves. The latter case is consistent with the destruction of newly formed dust in the shocked gas within SNRs considered here.

6. Concluding remarks

In this paper, we briefly outline recent advances in theoretical studies of the formation and evolution of dust in the early universe, with emphasis on the

composition, size distribution, and amount of dust ejected from primordial SNe. The investigations of the evolution of newly formed dust in SNRs show that the transport and destruction of dust grains within SNRs heavily depend on their initial radii. Small grains are efficiently decelerated by the gas drag and are predominantly destroyed by sputtering in the shocked gas. A fraction of large grains surviving the destruction are finally trapped in the dense shell behind the forward shock, and the larger grains are injected into the ISM without undergoing significant deceleration and erosion.

Dust grains surviving the destruction in SNRs bring a few important conclusions. The dust grains accumulated in the dense SN shell can enrich the primordial gas gathered by the forward shock and cause the formation of low-mass Population II.5 stars in the dense shell. Those dust grains can also affect the elemental compositions of the Population II.5 stars and produce the metal abundance patterns resembling those seen in HMP and UMP stars. In addition, the large grains ejected from SNe prescribe the extinction property of the ISM and lead to a flat extinction curve at the high-redshift universe where dust grains are mainly supplied by primordial SNe. Similar situations appear in the circum-nuclear regions of AGNs and the GRB host galaxies at low redshifts. Finally, the mass of dust surviving in primordial SNRs reaches up to $0.1\text{--}15 M_{\odot}$, which is consistent with the dust yield per SN required to explain a large quantity of dust observed in high-redshift systems. Thus, SNe play the dominant role in the enrichment history of dust as dust factories in the early universe.

Recently, Cherchneff & Lilly (2008) have suggested that primordial SNe are the first molecule providers to the early universe. They show that the mixing of hydrogen from the progenitor envelope facilitates the formation of molecules in the He core, which acts as a bottleneck process against the formation of dust in the SN ejecta. However, it has been still debated how large the mixing of elements extends into the ejecta and whether the mixing is at the knotty level or at the atomic level. We also note that although the mass of dust formed in nearby SNe has been considered to be less than $10^{-3} M_{\odot}$, the estimated mass is derived for a limited number of observations by assuming that the ejecta is optically thin (see Kozasa et al. in this volume, see also Sugerman et al. 2006; Mielke et al. 2007; Nozawa et al. 2008).

In order to reveal the evolution of dust grains in the early universe, we need further investigations of the fundamental processes of formation and destruction of dust expected at high redshift. Elvis et al. (2002) have proposed the possible condensation of a large amount of dust in quasar winds, while it is suggested that the formation of dust in AGB stars can dominate over the contributions from SNe even at $z = 5$ (Valiante, R. et al. in preparation). Hence, the formation of dust and its survival in these possible formation sites in the early universe should be examined. In addition, modellings of the spectral energy distribution of high- z galaxies (e.g., Takeuchi & Ishii 2004) as well as nearby young blue compact dwarfs (e.g., Takeuchi et al. 2003, 2005; Galliano et al. 2005) are crucial to specify the properties of dust in the primeval universe. Such sophisticated studies that treat the chemical evolution and the radiation transport calculation self-consistently can be powerful probes to elucidate the origin and nature of the cosmic dust in the early universe, in particular when their results are compared with the future observations with Herschel, JWST, and ALMA.

Acknowledgments. This work has been supported in part by World Premier International Research Center Initiative (WPI initiative), MEXT, Japan and by the Grant-in-Aid for Scientific Research of the Japan Society for the Promotion of Science (18104003, 19740094, 20340038).

References

- Abel, T., Bryan, G. L., & Norman, M. L. 2002, *Science*, 295, 93
- Beelen, A., Cox, P., Benford, D. J., Dowell, C. D., Kovacs, A., Bertoldi, F., Omont, A., & Carilli, C. L. 2006, *ApJ*, 642, 694
- Beers, T. C., & Christlieb, N. 2005, *ARA & A*, 43, 531
- Bertoldi, F., Carilli, C. L., Cox, P., Fan, X., Strauss, M. A., Beelen, A., Omont, A., & Zylka, R. 2003, *A & A*, 406, L55
- Bianchi, S., & Schneider, R. 2007, *MNRAS*, 378, 973
- Bromm, V., Ferrara, A., Coppi, P. S., & Larson, R. B. 2001, *MNRAS*, 328, 969
- Bromm, V., Coppi, P. S., & Larson, R. B. 2002, *ApJ*, 564, 23
- Bromm, V., & Loeb, A. 2003, *Nature*, 425, 812
- Bromm, V., & Larson, R. B. 2004, *ARA & A*, 42, 79
- Cazaux, S., & Spaans, M. 2004, *ApJ*, 611, 40
- Cazaux, S., & Tielens, A. G. G. M. 2004, *ApJ*, 604, 222
- Chen, S. L., Li, A., & Wei, D. M. 2006, *ApJ*, 647, L13
- Cherchne, I., & Lilly, S. 2008, *ApJ*, 683, L123
- Christlieb, N., Bessell, M. S., Beers, T. C., Gustafsson, B., Kom, A., Barklem, P. S., Karlsson, T., Mizuno-Wiedner, M., & Rossi, S. 2002, *Nature*, 419, 904
- Collet, R., Asplund, M., & Trampedach, R. 2006, *ApJ*, 644, L121
- Dwek, E., Galliano, F., & Jones, A. P. 2007, *ApJ*, 662, 927
- Elvis, M., Marengo, M., & Karovska, M. 2002, *ApJ*, 567, L107
- Frebel, A., et al. 2005, *Nature*, 434, 871
- Frebel, A., et al. 2008, *ApJ*, 684, 588
- Fryer, C. L., Woosley, S. E., & Heger, A. 2001, *ApJ*, 550, 372
- Galliano, F., Madden, S. C., Jones, A. P., Wilson, C. D., & Bernard, J.-P. 2005, *A & A*, 434, 867
- Gaskell, C. M., Goosmann, R. W., Antonucci, R. R. J., & Willsong, D. H. 2004, *ApJ*, 616, 147
- Gaskell, C. M., & Benker, A. J. 2007, *ApJ*, submitted [arXiv:0711.1013]
- Hauser, M. G., & Dwek, E. 2001, *ARA & A*, 39, 249
- Heger, A., & Woosley, S. E. 2002, *ApJ*, 567, 532
- Heng, K., Lazzati, D., Perna, R., Gamovich, P., Noriega-Crespo, A., Bersier, D., Matheson, T., & Pahre, M. 2008, *ApJ*, 681, 1116
- Hines, D. C., Krause, O., Rieke, G. H., Fan, X., Blaylock, M., & Neugebauer, G. 2006, *ApJ*, 641, L85
- Hirashita, H., & Ferrara, A. 2002, *MNRAS*, 337, 921
- Hirashita, H., Nozawa, T., Kozasa, T., Ishii, T. T., & Takeuchi, T. T. 2005, *MNRAS*, 357, 1077
- Hirashita, H., Nozawa, T., Takeuchi, T. T., & Kozasa, T. 2008, *MNRAS*, 383, 1725
- Hopkins, P. F., et al. 2004, *AJ*, 128, 1112
- Jiang, L., et al. 2006, *AJ*, 132, 2127
- Kitayama, T., Yoshida, N., Susa, H., & Umemura, M. 2004, *ApJ*, 613, 631
- Kozasa, T., & Hasegawa, H. 1987, *Prog. Theor. Phys*, 77, 1402
- Kozasa, T., Hasegawa, H., & Nomoto, K. 1989, *ApJ*, 344, 325
- Kozasa, T., Hasegawa, H., & Nomoto, K. 1991, *A & A*, 249, 474
- Li, A., Liang, S. L., Kann, D. A., Wei, D. M., Kloe, S., & Wang, Y. J. 2008, *ApJ*, 685, 1046
- Li, Y., Li, A., & Wei, D. M. 2008, *ApJ*, 678, 1136

- Loeb, A., & Haiman, Z. 1997, *ApJ*, 490, 571
- Machida, M. N., Tomisaka, K., Nakamura, F., & Fujimoto, M. Y. 2005, *ApJ*, 622, 39
- Mackey, J., Bromm, V., & Hemquist, L. 2003, *ApJ*, 586, 1
- Maiolino, R., Marconi, A., Salvati, M., Risaliti, G., Severgnini, P., Piva, E., La Franca, F., & Vanzini, L. 2001a, *A & A*, 365, 28
- Maiolino, R., Marconi, A., & O'Lea, E. 2001b, *A & A*, 365, 37
- Maiolino, R., O'Lea, E., Ghinassi, F., Pedani, M., Mannucci, F., Mujica, R., & Juarez, Y. 2004a, *A & A*, 420, 889
- Maiolino, R., Schneider, R., O'Lea, E., Bianchi, S., Ferrara, A., Mannucci, F., Pedani, M., & Roca Sogorb, M. 2004b, *Nature*, 431, 533
- Maiolino, R. et al. 2006, *Mem. Soc. Astron. Italiana*, 77, 643
- Minkle, W. P. S., et al. 2007, *ApJ*, 665, 608
- Morgan, H. L., & Edmunds, M. G. 2003, *MNRAS*, 343, 427
- Nakamura, F., & Umemura, M. 2001, *ApJ*, 548, 19
- Nakamura, F., & Umemura, M. 2002, *ApJ*, 569, 549
- Norris, J. E., et al. 2007, *ApJ*, 670, 774
- Nozawa, T. 2003, Master's thesis, Hokkaido University
- Nozawa, T., Kozasa, T., Umeda, H., Maeda, K., & Nomoto, K. 2003, *ApJ*, 598, 785
- Nozawa, T., Kozasa, T., & Habe, A. 2006, *ApJ*, 648, 435
- Nozawa, T., Kozasa, T., Habe, A., Dwek, E., Umeda, H., Tomonaga, N., Maeda, K., & Nomoto, K. 2007, *ApJ*, 666, 955
- Nozawa, T., et al. 2008, *ApJ*, 684, 1343
- Omukai, K. 2000, *ApJ*, 534, 809
- Omukai, K., Tsuribe, T., Schneider, R., & Ferrara, A. 2005, *ApJ*, 626, 627
- Priddey, R. S., Isaak, K. G., McMahon, R. G., Robson, E. I., & Pearson, C. P. 2003, *MNRAS*, 344, L74
- Reichard, T. A., et al. *AJ*, 126, 2594
- Richards, G. T., et al. *AJ*, 126, 1131
- Robson, E. I., Priddey, R. S., Isaak, K. G., & McMahon, R. G. 2004, *MNRAS*, 351, L29
- Salvaterra, R., Ferrara, A., & Schneider, R. 2004, *New A*, 10, 113
- Santoro, F., & Shull, J. M. 2006, *ApJ*, 643, 26
- Schneider, R., Ferrara, A., Nataraajan, P., & Omukai, K. 2002, *ApJ*, 571, 30
- Schneider, R., Ferrara, A., Salvaterra, R., Omukai, K., & Bromm, V. 2003, *Nature*, 422, 869
- Schneider, R., Ferrara, A., & Salvaterra, R. 2004, *MNRAS*, 351, 1379
- Schneider, R., Omukai, K., Inoue, A. K., & Ferrara, A. 2006a, *MNRAS*, 369, 1437
- Schneider, R., Salvaterra, R., Ferrara, A., & Ciardi, B. 2006b, *MNRAS*, 369, 825
- Starling, R. L. C., Wijers, R. A. M., Wijers, A. K., Rol, E., Curran, P. A., Kouveliotou, C., van der Horst, A. J., & Heemskerk, M. H. M. 2007, *ApJ*, 661, 787
- Stratta, G., Perna, R., Lazzati, D., Fiore, F., Antonelli, L. A., & Conciatore, M. L. 2005, *A & A*, 441, 83
- Stratta, G., Maiolino, R., Fiore, F., & D'Elia, V. 2007, *ApJ*, 661, L9
- Sugerman, B. E. K., et al. 2006, *Science*, 313, 196
- Takeuchi, T. T., Hirashita, H., Ishii, T. T., Hunt, L. K., & Ferrara, A. 2003, *MNRAS*, 343, 839
- Takeuchi, T. T., & Ishii, T. T. 2004, *A & A*, 426, 425
- Takeuchi, T. T., Ishii, T. T., Nozawa, T., Kozasa, T., & Hirashita, H. 2005, *MNRAS*, 362, 592
- Todini, P., & Ferrara, A. 2001, *MNRAS*, 325, 726
- Tsuribe, T., & Omukai, K. 2006, *ApJ*, 642, L61
- Umeda, H., & Nomoto, K. 2002, *ApJ*, 565, 385
- Venkatesan, A., Nath, B. B., & Shull, J. M. 2006, *ApJ*, 640, 31
- Wang, R., et al. 2008a, *AJ*, 135, 1201
- Wang, R., et al. 2008b, *ApJ*, 687, 848
- Willott, C. J. 2005, *ApJ*, 627, L101

- Willott, C. J., et al. 2007, *AJ*, 134, 2435
 Woosley, S. E., & Weaver, T. A. 1995, *ApJS*, 101, 181
 Yoshida, N., Omukai, K., Hernquist, L., & Abel, T. 2006, *ApJ*, 652, 6
 Yoshii, Y., & Sabano, Y. 1980, *PASJ*, 32, 229