

LETTER TO THE EDITOR

A probable giant planet imaged in the β Pictoris disk[★]

VLT/NACO Deep L -band imaging

A.-M. Lagrange¹, D. Gratadour², G. Chauvin¹, T. Fusco³, D. Ehrenreich¹, D. Mouillet¹, G. Rousset^{2,3}, D. Rouan²,
F. Allard⁴, É. Gendron², J. Charton¹, L. Mugnier³, P. Rabou¹, J. Montri³, and F. Lacombe²

¹ Laboratoire d'Astrophysique de l'Observatoire de Grenoble, Université Joseph Fourier, CNRS, BP 53, 38041 Grenoble, France
e-mail: anne-marie.lagrange@obs.ujf-grenoble.fr

² LESIA, Observatoire de Paris, CNRS, Université Pierre et Marie Curie, Université Denis Diderot,
5 place Jules Janssen, 92190 Meudon, France

³ Office National d'Études et de Recherches Aérospatiales, 29 avenue de la Division Leclerc, 92322 Châtillon, France

⁴ Centre de Recherche Astronomique de Lyon, 46 allée d'Italie, 69364 Lyon cedex 7, France

Received date / Accepted date

ABSTRACT

Context. Since the discovery of its dusty disk in 1984, β Pictoris has become the prototype of young early-type planetary systems, and there are now various indications that a massive Jovian planet is orbiting the star at ~ 10 AU. However, no planets have been detected around this star so far.

Aims. Our goal was to investigate the close environment of β Pic, searching for planetary companion(s).

Methods. Deep adaptive-optics L' -band images of β Pic were recorded using the NaCo instrument at the Very Large Telescope.

Results. A faint point-like signal is detected at a projected distance of ≈ 8 AU from the star, within the North-East side of the dust disk. Various tests were made to rule out with a good confidence level possible instrumental or atmospheric artefacts. The probability of a foreground or background contaminant is extremely low, based in addition on the analysis of previous deep HST images. Its $L' = 11.2$ apparent magnitude would indicate a typical temperature of ~ 1500 K and a mass of $\sim 8 M_{\text{Jup}}$. If confirmed, it could explain the main morphological and dynamical peculiarities of the β Pic system. The present detection is unique among A-stars by the proximity of the resolved planet to its parent star. Its closeness and location inside the β Pic disk suggest a formation process by core accretion or disk instabilities rather than binary like formation processes.

Key words. Instrumentation: adaptive optics – stars: early-type – stars: planetary systems – stars: individual (β Pic)

1. Introduction

Understanding planetary systems formation and evolution has become one of the biggest challenges of astronomy, since the imaging of a debris disk around β Pictoris in the 80's (Smith & Terile 1984) and the discovery of the first exoplanet around the solar-like star 51 Pegasi during the 90's (Mayor & Queloz 1995). While about 20 debris disks – disks containing dust which is not primordial but produced by collisions among larger rocky bodies – have been resolved at optical wavelengths today, β Pic, a A5V star at a distance of 19.3 ± 0.2 pc (Crifo et al. 1997), remains the best studied young (12^{+8}_{-4} Myr; Zuckerman et al. 2001) system, with an impressive amount of indirect signs pointing toward the presence of planets.

The disk shows a relative inner void of matter inside 50 astronomical units (AU). Lecavelier des Etangs et al. (1995) presented intriguing light variations possibly due to disk inhomogeneities produced by a Jupiter size planet at > 6 AU. Several asymmetries have been identified in the disk at optical (Kalas & Jewitt 1995, Heap et al. 2000) and in-

frared (Telesco et al. 2005) wavelengths, as well as a warp at ~ 50 AU (Mouillet et al. 1997; Heap et al. 2000). The structure is well reproduced by the deformation induced on colliding planetesimals by a giant planet on a slightly inclined orbit within 50 AU from the star (Krist et al. 1996, Mouillet et al. 1997, Gorkavyi et al. 2000, Augereau et al. 2001 and Thébault & Beust 2001). Silicate dust is observed as circumstellar rings at 6, 16, and 30 AU from the star (Okamoto et al. 2004), which could be explained by the presence of a 2–5-Jovian-mass (M_{Jup}) planet at ~ 10 AU from the star (Freistetter et al. 2007). Evaporating star grazing comets have been evidenced (see, e.g., Lagrange et al. 2000 for a review) and dynamical simulations showed that the gravitational perturbation of at least one giant planet at ~ 10 AU can account for the observed rate of evaporating bodies (Beust & Morbidelli 2000). However, no planets have been detected so far, either through direct imaging or through radial velocity studies, due to the instrumental limitations of both techniques (Galland et al. 2006). In particular, the high spatial resolution imaging detection capabilities were so far limited to distances typically ≥ 15 –20 AU. We used the NAOS-CONICA instrument (NaCo), installed on the Very Large Telescope UT4 (Yepun) set in Paranal (Chile), to benefit from both the high image quality provided by the Nasmyth Adaptive Optics System (NAOS; Rousset et al. 2003) at infrared wavelengths and the good dy-

Send offprint requests to: A.-M. Lagrange

[★] Based on observations collected at the European Southern Observatory, Chile, ESO; runs 072.C-0624(B) and 60.A-9026(A); and observations made with the Space Telescope Imaging Spectrograph on board the NASA/ESA Hubble Space Telescope.

namics offered by the Near-Infrared Imager and Spectrograph (CONICA; Lenzen et al. 2003) detector, in order to study the immediate circumstellar environment of β Pic.

2. Observations and data reduction procedures

2.1. Observations

L' -band images of β Pic ($V = 3.8$, $L' = 3.5$) were obtained between 2003 November 10 and 2003 November 17 with NaCo. The visible wavefront sensor was used with the 14×14 lenslet array, together with the visible dichroic. We used the CONICA L27 camera, which provides a pixel scale of ~ 27 mas. Saturated images of β Pic were recorded, with detector integration times (DITs) of 0.175 s and number of detector integrations (NDIT) of 100 or 200. Every two exposures¹, spatial offsets were applied in order to allow sky and instrumental background removal. Non-saturated images were also recorded to get images of the stellar point spread function (PSF) as well as a photometric calibration. In such case, we added the Long Neutral Density filter (transmission ~ 0.018) in the CONICA optical path, and recorded images with DITs of 0.4s.

In addition, the binary IDS 22141S3712 (separation $\rho = 6630 \pm 10$ mas, position angle $PA = 302.06 \pm 0.07^\circ$; van Dessel & Sinachopoulos 1993) was observed on November 11 as an astrometric calibrator. A mean plate scale of 27.105 ± 0.041 mas and a true North orientation of $-0.10 \pm 0.07^\circ$ were derived and used to calibrate all β Pic images. Saturated and non saturated exposures were taken on the reference star HR 2435 (A0II, $V = 4.4$). The purpose is to correct for the star halo (the wings of the PSF) present in the saturated exposures. To optimize the removal of any fixed speckle, β Pic and HR 2435 were observed, as much as possible, at close parallactic angles. Finally, twilight flat fields were also recorded in L' band.

The observing conditions varied from exceptional (coherent energy² $EC > 70\%$, coherent time $\tau_0 > 20$ ms) to reasonable ($EC \sim 50\%$, τ_0 of a few ms), and sometimes poor ($EC \sim 20-35\%$, $\tau_0 \sim 1-2$ ms), over the run; the data quality varies accordingly. The best data set on β Pic was obtained on November 10. In the following, we will describe the data reduction and analysis of three sets of data: (A) the very best set obtained on November 10; (B) a set of data with slightly poorer image quality obtained on the same night, with a shorter total exposure time, and (C) a set of data with poorer image quality obtained on November 13. However, Set C is representative of the best data obtained in the nights following November 10. The instrumental configurations and the status of image quality for these three data sets can be found in Table 1.

2.2. Data processing

The first step was the cosmetic correction (bad-pixels, flat-fielding, background subtraction) and recentering of individual offset positions of β Pic and HR 2435 observations. A first method was to directly apply standard routines from the eclipse library (Devillard 1997), using classical cross-correlation algorithm. A special care was taken to estimate the background at each given position by averaging images obtained

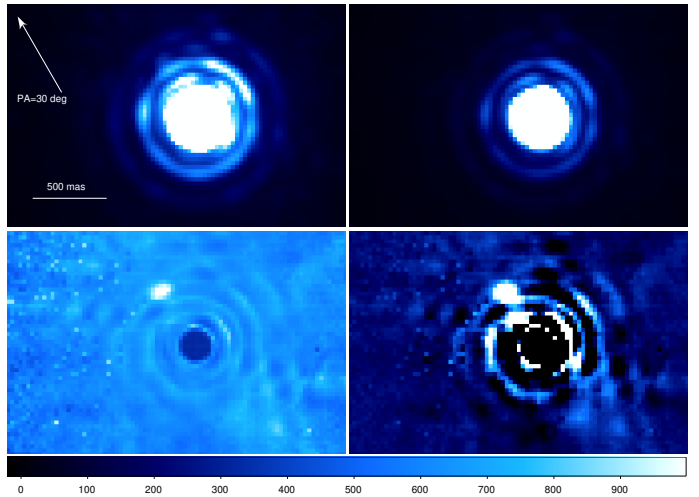


Fig. 1. β Pic and HR 2435 recentered and saturated L' images (top left and top right, respectively) in data set A. Below are the divided (bottom left) and subtracted (bottom right) images. North is up and East is to the left. A candidate companion is clearly detected at a PA of $\approx 32^\circ$, i.e., along the NE side of the disk, at a separation of about $0''.41$ from the star.

at the previous and successive offset position in the observing sequence. Alternatively, a second method was used with an improved software dedicated to adaptive optics (AO) image processing (see Gratadour et al. 2005). Following a different approach for the background subtraction, images at individual offset positions were recentered using a maximum likelihood algorithm at the level of the tenth of a pixel or better. The same overall process was used for both the object and the reference. Consistent results are found in terms of recentering precision and background subtraction (at less than the background noise of 0.9 ADU).

As a second step, three parallel approaches were followed to study the close environment of β Pic:

- first approach consists in removing the PSF wings from the saturated images of β Pic by a simple minimization of the residuals. To do so, we first divided β Pic images by the ones of HR 2435 obtained under similar conditions (same DIT, NDIT, and pupil position). We then computed the scaling factor to be applied to the reference in order to scale its flux to that of β Pic. We then subtracted the reference images to the β Pic ones. Recentering and scaling processes are repeated to minimize the residuals with respective precisions of sub-pixels and 5%. Tests have been performed using rotated images of β Pic for PSF subtraction. However, the fact that PSF halo is not centro-symmetric and that the static aberrations are not overlaid worsen the subtraction process.
- the second approach is to follow the same subtraction sequence but applying the maximum likelihood algorithm of Gratadour et al. 2005 (see Fig. 1). The algorithm is used here to recenter the reference star with β Pic and therefore confirm the previous estimation. Similar precisions are achieved.
- the last approach was actually to use the MISTRAL deconvolution algorithm (Mugnier et al. 2004), based on a maximum a posteriori scheme. Nevertheless, MISTRAL relies on a strict convolution process between image and reference which is not the case for our saturated data. A first step is therefore to perform a posteriori correction of saturated part of the image and reference. This is done using a simulated

¹ An exposure is completed after $DIT \times NDIT$.

² Since it is not possible to measure the Strehl ratio on our saturated data, we can only use the information provided by NAOS to assess the image quality. The coherent energies are those measured by the system in K band.

Table 1. Observing Log and companion position and flux relative to β Pic for the 3 data set (A, B and C).

Set	Star	Date	DIT (s)	NDIT	t_{exp} (s)	π^3 (o)	sec z	$\langle EC \rangle^4$ (%)	$\langle \tau_0 \rangle^5$ (ms)	COMPANION		
										Separation (mas)	PA (o)	$\Delta L'$ (mag)
A	β Pic	2003-11-10	0.175	200	665	-18/-9	1.125/1.119	62.71	11.47	411 \pm 8	31.8 \pm 1.3	7.7 \pm 0.3
	HR 2435	2003-11-10	0.175	200	630	-20/-12	1.148/1.140	63.06	10.65			
B	β Pic	2003-11-10	0.175	100	420	-27/-19	1.138/1.127	57.94	8.08	411 \pm 8	31.5 \pm 1.3	7.9 \pm 0.4
	HR 2435	2003-11-10	0.175	100	420	-28/-20	1.161/1.149	60.23	9.70			
C	β Pic	2003-11-13	0.175	200	385	-24/-19	1.161/1.149	46.94	4.50	401 \pm 8	32.1 \pm 1.4	7.6 \pm 0.4
	HR 2435	2003-11-13	0.175	200	350	-22/-17	1.150/1.144	44.99	2.72			

³ Range of parallactic angles at the start/end of the observation.

⁴ The average coherent energy as estimated on-line by AO.

⁵ The average coherence time as estimated on-line by AO.

Airy pattern. The top of the Airy pattern replaces the image saturated pixels. The flux level is adjusted using the first Airy rings. Such a correction is possible because of the very good Strehl ratio on the image. Meanwhile, if this a posteriori correction does not significantly affect the restitution of the object structures, it could obviously degrade the relative photometry. Hence, the deconvolution process is an alternative approach (compared to reference subtraction and division) for the image processing which is less sensitive to image versus reference centering. It allows us to provide the best measurements of relative position with a precision of 0.3 pixels, but remain uncertain for the relative photometry due to the use of saturated images.

3. A candidate companion in the β Pic disk?

3.1. Results from the highest-quality data (set A)

Using three independent approaches, the companion detection is confirmed at the same location. The resulting images, using the maximum likelihood algorithm for recentering, are reported in Figure 1. The companion candidate (hereafter, the CC) point-like signal is clearly visible in the divided and subtracted images. The maximum of the signal is about 190 ADU. Different techniques (variable aperture photometry, 2D-gaussian fitting, PSF-fitting) were used to extract the CC flux, giving consistent results. As the reference recentering and rescaling actually dominate the flux measurement precision, flux uncertainties were derived considering respective variations of 0.3 pixel and 5% in the subtraction process. We obtain a contrast of $\Delta L' = 7.7 \pm 0.3$ between the CC and β Pic. Using deconvolution, we derive a separation of 411 ± 8 mas and a PA of $31.8 \pm 1.3^\circ$ relative to the primary, i.e. along the NE side of the disk.

The use of different methods excludes artefacts created during the reduction process. In particular, the result of the deconvolution rules out any effect that could be introduced by imperfect estimation of the offset between β Pic and HR 2435 saturated images due, for instance, to a possible contribution of the disk. We did check anyway that the disk signal is very faint and not significantly asymmetric. To rule out detector effects, we looked for possible remanence and electronic ghosts that could occur because our images are saturated. Individual images inspection exclude any contamination by these two effects that rapidly disappear after a few frames. Artefacts due to the very good but still imperfect AO correction are still possible. However, aberrations due to a modulation of the deformable mirror would generally lead to the presence of either symmetrical or anti-symmetrical patterns. Static aberrations should be present equiv-




Fig. 2. Top left: simulated planets at PA of 150° , 210° and 330° . Top right: composite image of β Pic plus the fake planets. Bottom left: division of the composite image by the saturated image of HR 2435. Bottom right: scaled subtraction of the composite image by the saturated image of HR 2435. Note that even a slight (0.3 pixel) relative offset between β Pic and HR 2435 impacts the resulting shape of the fake planets as much as the candidate one. In particular, triangular shapes can be observed, due to the proximity of the slightly inner Airy ring.

alently around β Pic and HR 2435, as both stars were observed with similar pupil configurations. We have then tested the possible impact of an imperfect removal of static speckles due to the variation of the parallactic angle during the observations of β Pic and HR 2435 (up to 8°). We processed individual pairs of data of β Pic and HR 2435 taken with parallactic angles equal within $\pm 0.4^\circ$ and added up the individual subtracted images. The CC is still present and appears slightly sharper (but still compatible with the instrumental resolution). In addition, since the same signal is also observed a few nights apart (see below), we conclude that quasi-static aberrations are unlikely.

To further assess the reality of the detection and test the CC photometry, we added three ‘fake planets’ at similar separations but different PA (150° , 210° , and 350°) to the recentered and stacked image of β Pic. The fake planet images were generated by scaling and shifting an unsaturated image of β Pic taken during the same night. To match the level of the observed signal, the magnitudes of the fake planets are scaled to the measured flux ratio on set A. We then subtracted the scaled image of HR 2435

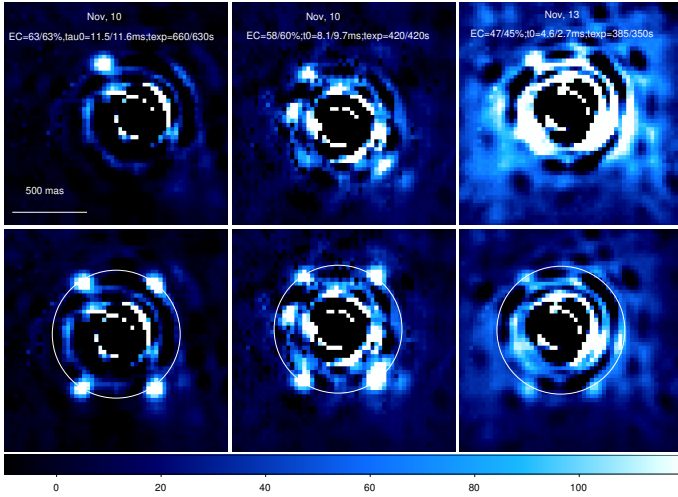


Fig. 3. Top: Scaled subtraction of the composite image by the saturated image of HR 2435 for sets A, B and C. Bottom: Simulated planets at PA of 150° , 210° and 330° . Note that even a slight (0.3 pixel) relative offset between β Pic and HR 2435 impacts the resulting shape of the fake planets as much as the candidate one. In particular, triangular shapes can be observed, due to the proximity of the slightly inner Airy ring.

to that of the composite image. The result is shown in Figure 2, from which it is clear that the fake planets produce features similar to the observed signal, supporting our contrast estimate. We therefore, derive an apparent magnitude of $L' = 11.2 \pm 0.3$ for the CC.

3.2. Results from lower quality data (sets B and C)

All other sets of data were processed as before. It quickly appeared that the detection becomes more marginal when the exposure time and/or the image quality decrease. For the best remaining sets in terms of atmospheric conditions and relative parallactic angle between β Pic and HR 2435 (described in Section 2.1 and Table 1), the results are shown in Figure 3. The same point-like signal is seen in both cases, with however a lower signal-to-noise ratio. This is due to the lower exposure times and the (slightly) poorer image qualities. This is illustrated in Figure 2, where we also added fake planets with a magnitudes equal to that of the fake planets used for Set A to the data sets B and C. The fake planet signals are, as the CC signal, much less detectable under these conditions; hence the results from our 3 data sets are consistent.

4. Bound companion or background object?

With these data alone, it is not excluded that the CC could be a foreground or background object. To definitely test this hypothesis, second epoch measurements are needed. Using the known β Pic proper and parallactic motions, we have considered the position of the CC assuming it would be a stationary contaminant. It would be closer than $0''.2$ to β Pic in 2008 and hence, not detectable with current technics. In past years, β Pic has been monitored by numerous programs of the *Hubble Space Telescope*, including observations using the Advanced Camera for Surveys (Golimowski et al. 2006 and Kalas et al. 2005), the Near-Infrared Camera and Multi-Object Spectrometer (Brown et al. 1999) and the Wide Field Planetary Cameras (Kalas et al. 2000). The lack

of spatial resolution or the size of the coronagraphic mask prevented from getting any reliable hints of any point sources close to the star.

To our knowledge, the highest angular resolution and dynamical data available are the coronagraphic data taken in 1997 September with STIS (Heap et al. 2000). These authors were able to probe the close stellar environment down to $0''.75$ from β Pic. They did not report any CC in their images at the expected location of $0''.9$ North and $0''.25$ East to β Pic. Based on STIS detection limits and the brightness derived by Heap et al. (2000), all objects brighter $V \leq 17$ would have been detected. Red giants or supergiants can be ruled out for their distances that would bring them unrealistically far (typically $\gtrsim 10\,000$ pc) from us. If we consider a foreground or background stellar field contaminant, it would therefore have a large ($V - L \geq 5.8$) color, i.e. a spectral type later than mid-M. Based on a number density of L dwarfs of $1.9 \times 10^{-3} \text{ pc}^{-3}$ given by Burgasser (2001) and Cruz et al. (2003), the probability of finding a foreground or background field L dwarf in a region of 500 mas radius around β Pic and with $L' = 11.2$ is about 10^{-10} . Without any assumption on the contaminant spectral type, one can use galactic population model outputs to estimate the probability to find any ($L' \leq 12$) galactic source at 500 mas from β Pic. We find a low probability of 6×10^{-5} . Last, we cannot strictly rule out a contamination by an extragalactic source, such as a high-redshift quasar. In conclusion, a contamination appears very unlikely. In addition, the fact that the candidate companion falls into the disk strongly favors that it is bound to the star.

5. Implications on the understanding of the β Pic system

With an L' magnitude of 11.2 ± 0.3 , and assuming a distance of 19.3 ± 0.2 pc and an age of 12^{+8}_{-4} Myr (Zuckerman et al. 2001), the mass of the CC is estimated to $9^{+3}_{-2} M_{\text{Jup}}$ using COND models (Baraffe et al. 2003) and $8^{+4}_{-2} M_{\text{Jup}}$ using DUSTY models (Chabrier et al. 2000). The planet should still be in the phase of cooling: Dusty and COND models predict effective temperatures of 1 400 and 1 600 K, respectively. The validity of these models in the case of young planets formed by core accretion has been recently questioned (Marley et al. 2007) on the basis that the accretion shock might impact the planet initial internal entropy and its subsequent early thermal evolution. These authors claim that young giant planets could be significantly cooler and fainter than predicted so far. However, the treatment of the accretion shock is still a matter of debate. The impact of the initial disk mass is also to be studied. This may be important in the present case as β Pic is significantly more massive than the Sun. In the present case, Marley et al. 2007 model predicts a luminosity ten times fainter from what we observed for an $8 M_{\text{Jup}}$ planet at the age of β Pic. However, we can already note that a companion at a true separation of ~ 8 au could not be significantly more massive than $10\text{--}20 M_{\text{Jup}}$ since otherwise it would have been detected through radial velocity measurements, as shown by a detailed analysis that will be presented in a forthcoming paper (Desort et al., in preparation).

If the observed projected separation happens to be the physical one or close to the physical one, then the companion explains three very intriguing and so far unique characteristics of the β Pic system: the warp in the inner disk, the inner belts and the falling evaporating bodies (Freistetter et al. 2007). Mouillet et al. (1997) and Heap et al. (2000) showed that the warp of the

disk constrains the (mass M_p , semi-major axis a) domain of the planet as follows:

$$\log(M_p/M_\star) + 2 \log a + \log t \approx 6.7, \quad (1)$$

where $M_\star = 1.8 M_\odot$ (Crifo et al. 1997) and t is the age of the star. Given an age $t = 12$ Myr, masses $M_p = 6$ and $13 M_{\text{Jup}}$ give $a = 9.7$ and 7.6 au, respectively, nicely bracketting the measured projected separation. This further strengthens the likelihood that the observed CC is the planet causing the warp.

At the time of the submission of this letter, this companion was to our knowledge the first one possibly detected around an A type MS star. Recent results published since then by Marois et al. (2008) and Kalas et al. (2008) show also the presence of planets at distances 24 to 118 AU from two A types stars. This companion could be anyway the first extrasolar planet ever imaged so close to its parent star: 8 au. In particular, it would be located well inside the orbits of the outer planets of the Solar System. Its closeness and location inside the β Pic disk suggest a formation process by core accretion or disk instabilities rather than binary like formation mechanisms proposed for the companions to 2M1207 and AB Pic (Chauvin et al. 2005a, b). Further direct imaging observations should allow to constrain the planet orbit and hence measure the planet dynamical mass. This would in turn allow to test the models of planet formation. This is dramatically needed as the evolutionary models are not calibrated with real data in these ranges of masses and ages. Finally, we note that unfortunately, if the projected separation is the physical one, the planet orbital period is about 16 years and should be at present time much closer to the star and hence undetectable with NaCo.

Acknowledgements. We acknowledge financial support from the French Programme National de Planétologie (PNP, INSU), as well as from the French Agence Nationale pour la Recherche (ANR; project NT05 – 44463). These results have made use of the SIMBAD database, operated at CDS, Strasbourg, France. We also thank the ESO staff for its help during the NaCo observations. We thank J.-C. Augereau for useful discussions on the β Pic disk. AML thanks also P. Rubini for his help on the lay out of the paper. Finally, we thank the referee for his rapid and precious comments on the paper.

References

- Augereau, J.-C., Nelson, R. P., Lagrange, A.-M., Papaloizou, J. C. B., & Mouillet, D. 2001, *A&A*, 370, 447
- Baraffe, I., Chabrier, G., Barman, T. S., Allard, F., & Hauschildt, P. H. 2003, *A&A*, 402, 701
- Beust, H., & Morbidelli, A. 2000, *Icarus* 143, 170
- Brown, J., Bennum, D., Schultz, A. B., et al. 1999, *Bulletin of the AAS*, 31, 1487
- Burgasser, A. 2001, PhD Thesis, California Institute of Technology
- Chabrier, G., Baraffe, I., Allard, F., & Hauschildt, P. H. 2000, *ApJ*, 542, 464
- Chauvin G., Lagrange A.-M., Dumas C. et al., 2005, *A&A*, 438, L25
- Chauvin G., Lagrange A.-M., Zuckerman B. et al. 2005, *A&A*, 438, L29
- Crifo, F., Vidal-Madjar, A., Lallement, R., Ferlet, R., & Gerbaldi, M. 1997, *A&A*, 320, L29
- Cruz, K. L., Reid, I. N., Liebert, J., Kirkpatrick, J. D., & Lowrance, P. J. 2003, *AJ*, 126, 2421
- Freistetter, F., Krivov, A. V., & Löhne, T. 2007, *A&A*, 466, 389
- Devillard N. 1997, *Messenger*, 87
- Ducati, J. R., Bevilacqua, C. M., Rembold, S. B., & Ribeiro, D. 2001, *ApJ*, 558, 309
- Galland, F., Lagrange, A.-M., Udry, S., et al. 2006, *A&A*, 447, 355
- Golimowski, D. A., Ardila, D. R., Krist, J. E., et al. 2006, *AJ*, 131, 3109
- Gorkavyi, N., Heap, S., Ozernoy, L., Taidakova, T., Mather, J. 2000, astro-ph.12470
- Gratadour, D., Mugnier, L. M., & Rouan, D. 2005, *A&A*, 443, 357
- Heap, S. R., Lindler, D. J., Lanz, T. M., et al. 2000, *ApJ*, 539, 435
- Lecavelier des Etangs, A., Deleuil, M., Vidal-Madjar, A., et al. 1995, *A&A*, 299, 557
- Kalas, P., & Jewitt, D. 1995, *AJ*, 110, 794
- Kalas, P., Larwood, J., Smith, B. A., & Schultz, A. 2000, *ApJ*, 530, L133
- Kalas, P., Graham, J. R., & Clampin, M. 2005, *Nature*, 435, 1067
- Kalas, P., Graham, J.R., Chiang, E., Fitzgerald, M.P., Clampin, M., Kite, E.S., Stapelfeldt, K., Marois, C., Krist, J. 2008, arXiv0811.1994K
- Krist, J.E., Burrows, C.J., Stapelfeldt, K.R., Watson, A.M., & WFC2 Investigation Definition Team 1995, *AAS*, 187, 4413
- Lafrenière, D., Doyon, R., Marois, C., et al. 2008, *ApJ*, 670, 1367
- Lagrange, A.-M., Backman, D. E., & Artymowicz, P. 2000, *Planetary Material around Main-Sequence Stars*, in *Protostars and Planets IV*, ed. V. Mannings, A. P. Boss, & S. S. Russell (University of Arizona Press, Tucson), 639
- Leggett, S. K., Golimowski, D. A., Fan, X., et al. 2002, *ApJ*, 564, 452
- Lenzen, R., Hartung, M., Brandner, W., et al. 2003, *SPIE* 4841, 944
- Luhman, K. L., Wilson, J. C., Brandner, W., et al. 2006, *ApJ*, 649, 894
- Metchev, S., & Hillenbrand, L. 2006, *ApJ*, 651, 1166
- Mugnier, L. M., Fusco, T., & Conan, J.-M. 2004, *JOSAA*, 21, 1841
- Smith, B., & Terrile, R. 1984, *Science*, 226, 1421
- Marley, M. S., Fortney, J. J., Hubickyj, O., Bodenheimer, P., & Lissauer, J. J. 2007, *ApJ*, 655, 541
- Marois, C., MacIntosh, B., Barman, T., Zuckerman, B., Inseok, S., Patience, J., Lafreniere, D., Doyon, R. 2008, *Science-express*
- Mayor, M., & Queloz, D. 1995, *Nature*, 378, 355
- Mouillet, D., Larwood, J. D., Papaloizou, J. C. B., & Lagrange, A.-M. 1997, *MNRAS*, 292, 896
- Okamoto, Y. K., Kataza, H., Honda, M., et al. 2004, *Nature*, 431, 660
- Rousset, G., Lacombe, F., Puget, P., et al. 2003, *SPIE* 4839, 140
- Telesco, C. M., Fisher, R. S., Wyatt, M. C., et al. 2005, *Nature*, 433, 133
- Thbault, P. & Beust, H. 2001, *A&A*, 376, 621
- van Dessel, E., & Sinachopoulos, D. 1993, *A&AS*, 100, 517
- Woodgate, B. E., Kimble, R. A., Bowers, C. W., et al. 1998, *PASP*, 110, 1183
- Zuckerman, B., Song, I., Bessel, M. S., & Webb, R. A. 2001, *ApJ*, 562, L87

List of Objects

‘ β Pictoris’ on page 1

‘HR 2435’ on page 2