

## Is the Scaling of Supersonic Turbulence Universal?

Wolfram Schmidt

Lehrstuhl für Astronomie, Institut für Theoretische Physik und Astrophysik,  
Universität Würzburg, Am Hubland, D-97074 Würzburg, GermanyChristoph Federrath<sup>†</sup> and Ralf KlessenInstitut für Theoretische Astrophysik, Universität Heidelberg,  
Albert-Ueberle-Str. 2, D-69120 Heidelberg, Germany

(Dated: February 20, 2024)

The statistical properties of turbulence are considered to be universal at sufficiently small length scales, i.e., independent of boundary conditions and large-scale forces acting on the fluid. Analyzing data from numerical simulations of supersonic turbulent flow driven by external forcing, we demonstrate that this is not generally true for the two-point velocity statistics of compressible turbulence. However, a reformulation of the refined similarity hypothesis in terms of the mass-weighted velocity  $v = v^{1/3}$  yields scaling laws that are almost insensitive to the forcing. The results imply that the most intermittent dissipative structures are shocks closely following the scaling of Burgers turbulence.

PACS numbers: 47.27.-k, 47.27.Gs, 47.40.Ki

The notion of universality is central to theoretical and observational accounts of turbulence. For incompressible turbulence, the mathematical analysis carried out by Kolmogorov led to the famous  $2/3$  law for the second order structure function of turbulent velocity fluctuations [1, 2]. Remarkably, this scaling law was experimentally confirmed even if the premises of Kolmogorov's theory (statistical equilibrium, homogeneity and isotropy) were not satisfied. It is commonly accepted that this is due to an inertial subrange of scales, where the dynamics of turbulence conditions the flow such that these premises are met asymptotically toward smaller length scales independent of the large-scale properties of the flow. Whereas terrestrial applications are mostly concerned with the incompressible regime, the idea that universal scaling also exists in the inertial subrange of the highly compressible, supersonic turbulence has become popular in astrophysics. Particularly, observational properties of star-forming clouds are explained by supersonic turbulent motion which is seen as an agent that controls the formation of stars besides gravity [3]. We tested the hypothesis of universality on data from numerical simulations of supersonic turbulence with the same root mean square (RMS) Mach numbers but different large-scale forcing. The result is that universality in the sense of the Kolmogorov theory is clearly violated even if intermittency corrections are applied, but scaling laws that are nearly independent of the forcing apply to the mass-weighted velocity  $v = v^{1/3}$  introduced by Kritsuk et al. [4]. Moreover, the scaling exponents turn out to be consistent with log-Poisson models, if the most intermittent dissipative structures are shocks fulfilling the scaling of Burgers turbulence.

The fundamental relation for the scaling properties of incompressible turbulence is the refined similarity hypothesis [1, 5],

$$S_p(\ell) = C_p v^{p-3} h^{p-3} \ell^{p-3}; \quad (1)$$

where the  $C_p$  are constant dimensionless coefficients,  $S_p(\ell) = h v^p$  are the statistical moments of the velocity fluctuation  $v = \mathbf{v}(\mathbf{x}; t) - \mathbf{v}(\mathbf{x} + \ell; t)$  of order  $p = 1, 2, 3, \dots$  and  $h$  is the rate of energy dissipation per unit mass averaged over a region of size  $\ell$ . The brackets  $h$  denote the ensemble average. The factor  $h^{p-3} \ell^{p-3}$  is attributed to the intermittency of turbulence [1]. The scaling exponents of  $S_p(\ell)$  in the inertial subrange are thus given by  $\zeta_p = p-3 + \mu_{p-3}$ .

Modeling turbulent energy dissipation by a random cascade obeying log-Poisson statistics, Dubrulle [6] showed that the relative scaling exponents  $Z_p$  have the general form

$$Z_p = \frac{p}{3} = (1 - C) \frac{p}{3} + \frac{1 - C}{1 - C} \quad p=3 : \quad (2)$$

The intermittency parameter  $C$  is interpreted as a random cascade factor relating dissipative structures of different intensity, and  $C = (1 - C)$  is the co-dimension of the most intense dissipative structures [7]. The co-dimension is related to the fractal dimension by  $C = D - 3$ . As argued by She and Lévy [8], the scaling of these structures,  $\mu$ , is given by the inverse of the kinetic energy available for dissipation at the length scale  $\ell$ . For incompressible turbulence, the most intense dissipative structures are assumed to be vortex filaments, for which  $C = 2$  and  $\mu = 2/3$ .

Boldyrev [9] proposed  $C = 1$  for supersonic turbulence (Kolmogorov-Burgers model), because he considered the most intense dissipative structures to be shocks, while keeping  $\mu = 2/3$  as in the She-Lévy model for incompressible turbulence. However, the kinetic energy at

<sup>†</sup>Electronic address: schmidt@astro.uni-wuerzburg.de

<sup>†</sup>Electronic address: chfed@ita.uni-heidelberg.de

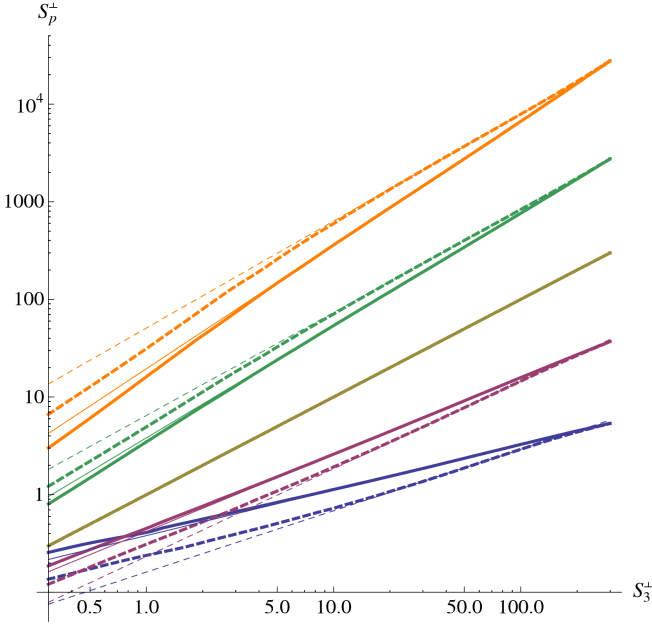


FIG. 1: Interpolated relations between the time-averaged structure functions  $S_p^2$  and  $S_3^2$  for solenoidal (solid lines) and compressive (dashed lines) forcing. The order  $p$  ranges from 1 (bottom) to 5 (top). The corresponding power-law fit functions are plotted as thin lines.

the length scale  $\ell$  is proportional to  $\ell$  for Burgers turbulence ( $\nu / \ell^{1/2} = 1$ ). Following the arguments by She and Levêque we propose that the most intense dissipative structures should obey the scaling law  $\ell^{-1}$  rather than  $\ell^{-2/3}$ , i.e.,  $\beta = 1$ . The scaling exponents obtained from equation (2) for  $\beta = 1$  are markedly different from the prediction of the Kolmogorov-Burgers model.

In the following, we will determine the relative scaling exponents  $Z_p = \log S_p^2 / \log S_3^2$  from the relations  $S_p^2(\ell) = S_3^2(\ell)^{Z_p}$  [10] for simulations of supersonic isothermal turbulence with periodic large-scale stochastic forcing [11]. In these simulations, the compressible Euler equations were solved with the piecewise parabolic method in the FLASH3 implementation [12, 13]. In one case, purely solenoidal (divergence-free) stochastic forcing was applied, in the other case the forcing was purely compressive (rotation-free) [14, 15]. We use the term compressive synonymous to dilatational (rotation-free). In each case, the system was evolved over 10 auto-correlation time scales (subsequently denoted by  $T$ ) of the force field at grid resolutions  $N = 256^3$ ,  $512^3$  and  $1024^3$ . Turbulence was found to be fully developed with a steady-state RMS Mach number  $\approx 5.5$  after about two auto-correlation time scales. Following previous numerical studies of supersonic turbulence [16, 17], we computed transversal structure functions  $S_p^2(\ell)$ , i.e., the  $p$ -th moments of the velocity fluctuation projected perpendicular to the spatial separation  $\ell$ . The structure functions were computed from a statistically converged sample in the interval  $2 \leq t/T \leq 10$  using a Monte Carlo algorithm [11].

TABLE I: Relative scaling exponents  $Z_p$  from fits of time-averaged structure functions  $S_p^2$  vs.  $S_3^2$ .

	N	$Z_1$	$Z_2$	$Z_3$	$Z_4$	$Z_5$
sol.	$256^3$	0.472	0.786	1.	1.160	1.289
	$512^3$	0.474	0.792	1.	1.149	1.265
	$1024^3$	0.466	0.788	1.	1.150	1.266
comp.	$256^3$	0.603	0.879	1.	1.072	1.126
	$512^3$	0.627	0.896	1.	1.056	1.097
	$1024^3$	0.628	0.897	1.	1.055	1.095

The structure functions  $S_p^2(\ell)$  averaged over the time interval  $2 \leq t/T \leq 10$  for  $N = 1024^3$  are plotted as functions of the time-averaged third-order structure function  $S_3^2(\ell)$  in Fig. 1. The exponents  $Z_p$  are given by the slope of  $\log S_p^2$  vs.  $\log S_3^2$ . For the determination of linear fit functions,  $t_p / Z_p \log S_3^2$ , we imposed the criterion  $8p \leq \text{err}_p = \text{jexp}(t_p) - S_p^2 / S_3^2 < 0.01$  in the fit range. This error criterion is fulfilled in the intervals  $12.0 \leq S_3^2 \leq 120$  for solenoidal forcing and  $25.0 \leq S_3^2 \leq 150$  for compressive forcing. One should note that the relations between  $S_p^2(\ell)$  and  $S_3^2(\ell)$  agree quite closely with the fit functions ( $\text{err}_p < 0.05$ ) for large length scales corresponding to the maximal values of  $S_3^2$ .

The relative scaling exponents  $Z_p$  inferred from the time-averaged transversal structure functions are listed in Table I. In the case  $N = 1024^3$ , the standard errors of the parameters  $Z_p$  are of the order  $10^{-3}$ . We estimate systematic errors to be of the order  $10^{-2}$ . In Fig. 2, we compare these values to the instantaneous scaling exponents as functions of time for  $N = 1024^3$ . Most importantly, we see that the scaling exponents resulting from solenoidal forcing differ markedly from the case of compressive forcing. In each case, the variation of  $Z_1$  and  $Z_2$  over the time scale  $T$  clearly shows temporal correlation and there appears to be anti-correlation with the scaling exponents of order greater than three. This suggests that the instantaneous scaling exponents show an imprint of the stochastic variation of the large scale forcing rather than purely statistical scatter. Even for incompressible turbulence, an influence of the large scales on much smaller scales is reported [18].

The Kolmogorov-Burgers model implied by equation (2) for  $\beta = 2/3$  and  $\beta = 1$  ( $C = 1/3$ ) is plotted as dotted line together with our data in Fig. 3. Clearly, there are large deviations both for solenoidal and for compressive forcing. One reason is that the Kolmogorov-Burgers model only applies in the hypersonic limit, whereas the most intense dissipative structures are constituted by varying fractions of vortex filaments and shocks depending on the RMS Mach number. Then one would expect  $1/3 \leq C \leq 2/3$  [16]. Moreover, fitting the log-Poisson model with  $\beta = 2/3$ , we find  $C_{\text{sol}} = 0.76$  and  $C_{\text{comp}} = 0.67$ , which is about the minimum dimension  $C = \beta = 2/3$ , for which the  $Z_p$  are real. In the case of compressive forcing, no closely matching fit function exists. On the other hand, fitting the

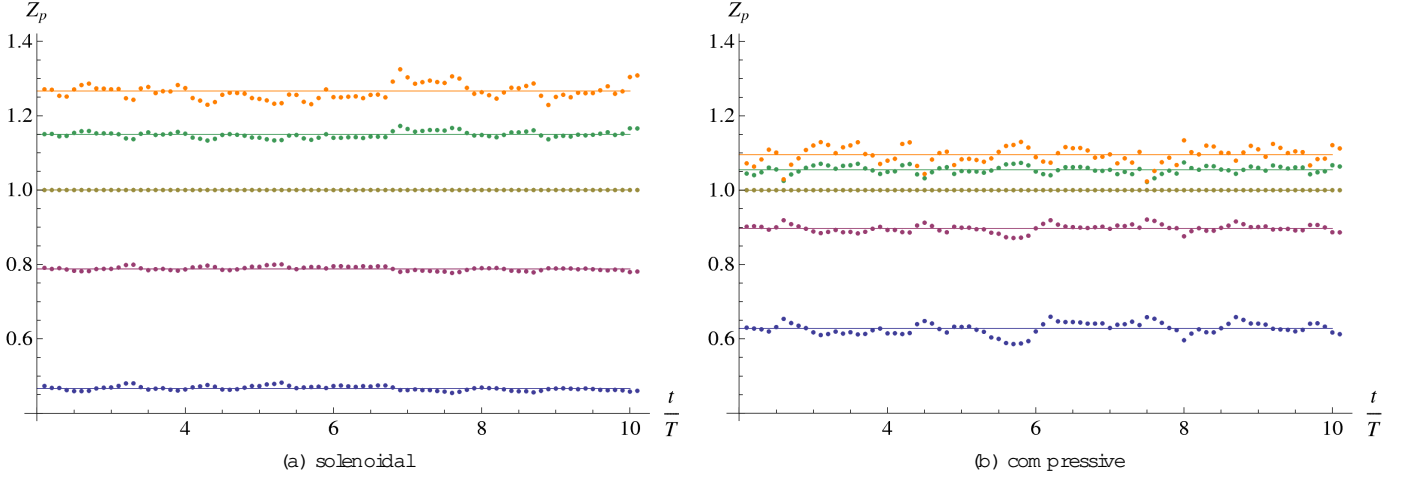


FIG. 2: Time evolution of the relative scaling exponents  $Z_p$ . The time averages are indicated by the horizontal lines.

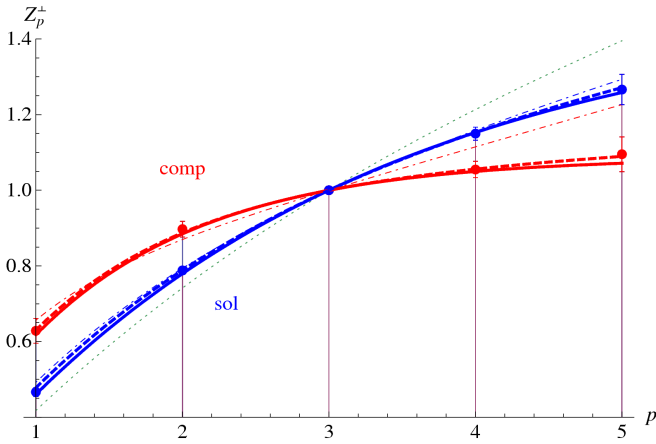


FIG. 3: Comparison of the relative scaling exponents  $Z_p$  for solenoidal and compressive forcing (see Table I) with the Kolmogorov-Burgers model (dotted line) and log-Poisson models with  $\alpha = 2=3$  (dot-dashed lines),  $C = 1$  (thick dashed lines) and  $\alpha = 1$  (solid lines). The vertical bars indicate the standard deviations of the instantaneous values.

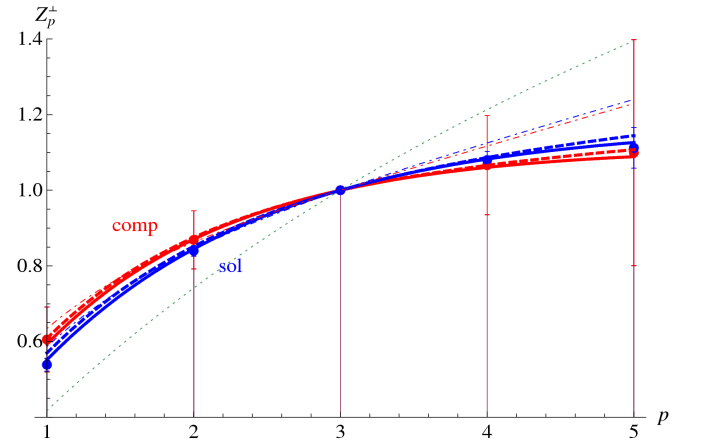


FIG. 4: Comparison of the relative scaling exponents  $Z_p$  (mass-weighting  $\vartheta = {}^{1=3}v$ ) for solenoidal and compressive forcing (see Table II) with various models analogous to Fig. 3.

one-parameter family of models with  $\alpha = 1$ , we obtain co-dimensions  $C_{sol} = 1.5$  and  $C_{comp} = 1.1$ . These models match the time-averaged relative scaling exponents very well. We cannot fully discriminate other families of models though. For instance, assuming  $C = 1$  as in the Kolmogorov-Burgers model and varying  $\alpha$  as a parameter, yields  $sol = 0.79$  and  $comp = 0.94$ . Nevertheless, in the case of compressive forcing, the match with the numerically computed scaling exponents is much better in comparison to the  $\alpha = 2=3$  models.

To carry over the log-Poisson models to compressible turbulence, the refined similarity hypothesis might be applied in the form (1), where the rate of energy dissipation at length scale  $\ell$  is understood to be the Favre-filtered quantity  $\epsilon = h(\epsilon) = \overline{\epsilon}$ . The latter operation hi-

smooths out fluctuations at length scales  $\ell$ ,  $\epsilon = h(\epsilon)$ , and  $\langle \epsilon; t \rangle$  is the local rate of energy dissipation per unit mass. On the other hand, one might consider the rate of dissipation per unit volume,  $\epsilon_v = \epsilon / \rho$ , as the variable from which the hierarchy should be constructed [19]. This is also suggested by the alternative formulation of the log-Poisson model by She and Wray [7]. Following this proposition, the refined similarity hypothesis with mass-weighting,

$$S_p(\vartheta) = C_p \epsilon^{1/3} h(\epsilon)^{p/3} i, \quad (3)$$

where  $S_p(\vartheta) = h(\epsilon^{1/3} \vartheta)^p i$ , leads to the relative scalings  $S_p(\vartheta) = S_3(\vartheta)^{Z_p}$  for any  $\tilde{\alpha} > 0$ . As proposed by Kritsuk et al. [4], the exponents  $Z_p$  associated with the two-point statistics of  $\vartheta = \epsilon^{1/3} v$ , are then given by an expression analogous to (2) with parameters  $\tilde{\alpha}$  and  $\tilde{\beta}$ .

The mass-weighted structure functions  $S_p^2(\vartheta)$  vs.

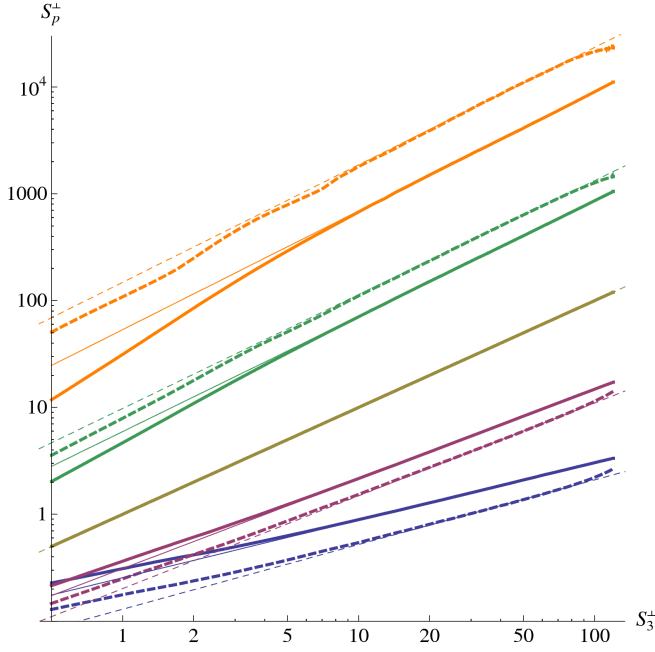


FIG. 5: Relations between the time-averaged structure functions  $S_p^2$  and  $S_3^2$  with mass weighing analogous to Fig. 1.

TABLE II: Relative scaling exponents  $Z_p$  from fits of time-averaged mass-weighted structure functions  $S_p^2$  vs.  $S_3^2$  with mass weighing  $\varpi = l^{-3}v$ .

	N	$Z_1$	$Z_2$	$Z_3$	$Z_4$	$Z_5$
sol.	$256^3$	0.546	0.839	1.	1.094	1.150
	$512^3$	0.550	0.845	1.	1.082	1.122
	$1024^3$	0.539	0.840	1.	1.080	1.112
comp.	$256^3$	0.635	0.893	1.	1.034	1.026
	$512^3$	0.634	0.887	1.	1.050	1.068
	$1024^3$	0.605	0.869	1.	1.066	1.100

$S_3^2$  (\*) computed from our numerical data are plotted in Fig. 5. In order to satisfy the chosen criterion, we had to restrict the fit functions to narrower ranges  $15.0 \leq S_3^2 \leq 100$  and  $25.0 \leq S_3^2 \leq 75.0$  for solenoidal and compressive forcing, respectively. The resulting values of the relative scaling exponents  $Z_p$  are summarized in Table II. Although the sensitivity on resolution is more pronounced than for the  $Z_p$  and the scatter of the instantaneous values of  $Z_p$  is very large due to the pronounced intermittency of the mass density [17], trends are nevertheless discernable. Most noticeably, the differences between turbulence driven by solenoidal and compressive forcing are substantially reduced, especially, for the higher-order exponents. As shown in Fig. 4, again neither the Kolmogorov-Burgers model nor log-Poisson models with  $\beta = 2/3$  match the scaling exponents  $Z_p$ . The closest fits are obtained for  $\beta = 1$ , where  $C_{sol} = 1.18$  and  $C_{comp} = 1.08$ , while the models with fixed co-dimension  $C = 1$  yield  $\beta_{sol} = 0.90$  and  $\beta_{comp} = 0.92$ .

In summary, the scaling of turbulent supersonic velocity fields is characterized by power laws that vary substantially with the large-scale forcing. This finding disproves the conventional notion of universality in the supersonic regime and bears consequences on the theory of turbulence-regulated star formation. On the other hand, calculating two-point statistics of the mass-weighted velocity  $\varpi = l^{-3}v$ , we found that the influence of the forcing was considerably reduced. Based on the corresponding formulation of the refined similarity hypothesis (3), the scaling exponents are very well described by log-Poisson models (2), for which the parameter  $\beta$  is close to unity. This is the expected value for the most intense dissipative structures in supersonic turbulence.

[1] U. Frisch, *Turbulence* (Cambridge University Press, 1995).  
[2] A. N. Kolmogorov, *Akademiia Nauk SSSR Doklady* 30, 301 (1941).  
[3] M.-M. Mac Low and R. S. Klessen, *Reviews of Modern Physics* 76, 125 (2004).  
[4] A. G. Kritsuk, P. Padoan, R. Wagner, and M. L. Norman, in *AIP Conference Proceedings: "Turbulence and Nonlinear Processes in Astrophysical Plasmas"* (2007), vol. 706.  
[5] A. N. Kolmogorov, *J. Fluid Mech.* 13, 82 (1962).  
[6] B. Dubrulle, *Phys. Rev. Lett.* 73, 959 (1994).  
[7] Z.-S. She and E. C. Wyman, *Phys. Rev. Lett.* 74, 262 (1995).  
[8] Z.-S. She and E. Leveque, *Phys. Rev. Lett.* 72, 336 (1994).  
[9] S. Boldyrev, *Astrophys. J.* 569, 841 (2002).  
[10] R. Benzi, S. Ciliberto, R. Tripiccone, C. Baudet, F. Masabli, and S. Succi, *Phys. Rev. E* 48, 29 (1993).  
[11] C. Federrath, R. Klessen, and W. Schmidt (2008), in

preparation.  
[12] P. Colella and P. R. Woodward, *J. Comp. Phys.* 54, 174 (1984).  
[13] B. Fryxell, K. Olson, P. Ricker, F. X. Timmes, M. Zingales, D. Q. Lamb, P. MacNeice, R. Rosner, J. W. Turan, and H. Tufo, *Astrophys. J.* 531, 273 (2000).  
[14] V. Eswaran and S. B. Pope, *Comp. Fluids* 16, 257 (1988).  
[15] W. Schmidt, W. Hillebrandt, and J. C. Niemeyer, *Comp. Fluids* 35, 353 (2006).  
[16] P. Padoan, R. Jimenez, A. Nordlund, and S. Boldyrev, *Phys. Rev. Lett.* 92, 191102 (2004).  
[17] A. G. Kritsuk, M. L. Norman, P. Padoan, and R. Wagner, *Astrophys. J.* 665, 416 (2007).  
[18] A. Alexakis, P. D. Mininni, and A. Pouquet, *Phys. Rev. Lett.* 95, 264503 (2005).  
[19] R. C. Fleck, Jr., *Astrophys. J.* 458, 739 (1996).