

Stationary rotating surfaces in Euclidean space

Rafael López*

Departamento de Geometría y Topología
 Universidad de Granada
 18071 Granada (Spain)
 e-mail: rcamino@ugr.es

Abstract

A stationary rotating surface is a compact surface in Euclidean space whose mean curvature H at each point x satisfies $2H(x) = ar^2 + b$, where r is the distance from x to a fixed straight-line L , and a and b are constants. These surfaces are solutions of a variational problem that describes the shape of a drop of incompressible fluid in equilibrium by the action of surface tension when it rotates about L with constant angular velocity. The effect of gravity is neglected. In this paper we study the geometric configurations of such surfaces, focusing the relationship between the geometry of the surface and the one of its boundary. As special cases, we will consider two families of such surfaces: axisymmetric surfaces and embedded surfaces with planar boundary.

1 Introduction

In the absence of gravity, we consider the steady rigid rotation of an homogeneous incompressible fluid drop which is surrounded by a rigidly rotating incompressible fluid. Our interest is the study of the shape of such drop when it attains a state of mechanical equilibrium. In such case, we will call it a rotating liquid drop, or simply, a rotating drop. Rotating liquid drops have been the subject of intense study beginning from the work of Joseph Plateau [26]. Experimentally, he observed a variety of axisymmetric shapes that can summarized as follows: starting with zero angular velocity, we begin with a spherical shape. As we increase the angular velocity, the drop changes through a sequence of shapes which evolved from axisymmetric for slow rotation to ellipsoidal and two-lobed and finally toroidal at very large rotation. This was theoretically shown by Poincaré [27], Beer [7], Chandrasekhar [14] and Brown and Scriven [9, 10]. The experiments of Plateau inspired an scientific interest since they could be models in other areas of physics, such as, astrophysics, nuclear physics, fluid dynamics, amongst others. For example, they arise in celestial mechanics in the study of self-rotating stars and planets [13, 23, 32]. Experimentally, these figures have appeared in microgravity environments and experimental works in absence of gravity [24, 31]. From a theoretical viewpoint, there is a mathematical interest for rotating drops, focusing in subjects such as existence and stability. The literature is extensive, and without trying to give a complete list, we refer the reader to [2, 4, 5, 11, 15, 16, 30]

*Partially supported by MEC-FEDER grant no. MTM2007-61775.

Let us take usual coordinates (x_1, x_2, x_3) and assume the liquid drop rotates about the x_3 -axis with a constant angular velocity ω . Let ρ be the constant density of the fluid of the drop. Let W be the bounded open set in \mathbb{R}^3 , which is the region occupied by the rotating drop. We set $S = \partial W$ as the free interface between the drop and the ambient liquid and that we suppose to be a smooth boundary surface. The energy of this mechanical system is given by

$$E = \tau|S| - \frac{1}{2}\rho\omega^2 \int_W r^2 dx,$$

where τ stands for the surface tension on S , $|S|$ is the surface area of S and $r = r(x) = \sqrt{x_1^2 + x_2^2}$ is the distance from a point x to the x_3 -axis, the axis of rotation. The term $\tau|S|$ is the surface energy of the drop and $\frac{1}{2}\rho\omega^2 \int_W r^2 dx$ is the potential energy associated with the centrifugal force. We assume that the volume V of the drop remains constant while rotates.

We seek the shape of the liquid drop when the configuration is stationary, that is, the drop is a critical point of the energy for all volume preserving perturbations. The equilibrium is obtained by the balance between the capillary force that comes from the surface tension of S and the centrifugal force of the rotating liquid. The equilibrium shapes of such a drop are governed by the Young-Laplace equation

$$2\tau H(x) = -\frac{1}{2}\rho\omega^2 r^2 + \lambda \quad x \in S,$$

where λ is a constant depending on the volume constraint. As consequence, the mean curvature of the interface S satisfies an equation of type

$$H(x_1, x_2, x_3) = ar^2 + b,$$

where $a, b \in \mathbb{R}$. We say then that S is a stationary rotating surface.

In the case that the interface S is an embedded surface (no self-intersections), Wente showed that a rotating drop has a plane of symmetry perpendicular to the x_3 -axis and any line parallel to the axis and meeting the drop cuts it in a segment whose center lies on the plane of symmetry [35]. Moreover, the plane through the mass centre perpendicular to the axis of the rotation coincides with the plane of symmetry of the rotating liquid drop.

The first configurations studied in the literature are the axisymmetric shapes of rotating liquid drops, that is, surfaces of revolution with respect to the axis of rotation. In such case, the Young-Laplace equation is a second order differential equation and a first integration can be done (see Section 4). The purpose of this paper is to present the study of rotating liquid drops in a more general sense, assuming for example that the surface is not rotational, nor embedded or with a possible non-empty boundary.

When the liquid does not rotate, that is, the angular velocity is zero, $\omega = 0$ (or $a = 0$ in the Laplace equation), the mean curvature of the surface is constant and we abbreviate by saying a cmc-surface. Although in this paper we discard this situation, stationary rotating surfaces share techniques and type of results with cmc-surfaces. Actually part of our work follows the same scheme and methodology, although the Laplace equation in our setting is more difficult and the results are less definitive. This can clearly be seen in the case that the surface is embedded. In this sense, it is worthwhile saying two facts that make different both settings:

1. There are stationary rotating surfaces with genus 0 that are not embedded. See Figure 2 (right). However, the celebrated Hopf's theorem [19] asserts that round spheres are the only cmc-surfaces with genus 0.

2. There are toroidal rotating drops that are embedded. In the family of cmc embedded closed surfaces, the only possibility is the round sphere (Alexandrov's theorem [3]).

Since it is rather difficult to consider the case in which the liquid does not form a surface of revolution and because axisymmetric shapes are more suitable to study, a first question is whether a stationary rotating embedded closed surface must be a surface of revolution. As we have mentioned, Wente's theorem assures that there exists a plane of symmetry perpendicular to the axis of rotation. For this, he utilises the so-called Alexandrov reflection method by horizontal planes. However, one cannot do a similar argument with vertical planes: in general, when one reflects the surface about these planes, it cannot compare the value of the mean curvature at the contact points, on the contrary what occurs for cmc-surfaces and capillary surfaces [3, 34].

Assume now that the boundary of the surface is a non-empty set. The simplest case to consider is that the boundary is a horizontal circle centred at the origin. A natural question is whether a compact rotating liquid drop in \mathbb{R}^3 bounded by a circle is necessarily a rotational surface. More generally, one can consider the problem whether a stationary rotating surface inherits the symmetries of its boundary.

In Section 2, we formulate the Laplace equation and we derive the second variation of the energy. In Section 3, a set of integral formulae will be obtained relating quantities between the surface and its boundary. Section 4 considers axisymmetric rotating surfaces obtaining some estimates of the profile curve, the area and the volume of the surface. Finally, sections 5 and 6 are devoted to analyse configurations and stability of liquid drops with planar boundary.

2 Preliminaries

Let \mathbb{R}^3 be the Euclidean three-space and let (x_1, x_2, x_3) be the usual coordinates. Let M be an oriented (connected) compact surface and we shall denote by ∂M the boundary of M . Consider a smooth immersion $x : M \rightarrow \mathbb{R}^3$ and let N be the Gauss map. Denote by $\{E_1, E_2, E_3\}$ the canonical orthonormal base in \mathbb{R}^3 :

$$E_1 = (1, 0, 0), \quad E_2 = (0, 1, 0), \quad E_3 = (0, 0, 1).$$

We write $N_i = \langle N, E_i \rangle$ and $x_i = \langle x, E_i \rangle$ for $1 \leq i \leq 3$. We define the energy functional as

$$E(x) = \tau \int_M dM - \frac{1}{2} \rho \omega^2 \int_M r^2 x_3 N_3 dM, \quad r = \sqrt{x_1^2 + x_2^2}$$

where τ, ρ and ω are constant and dM is the area element on M . Here $\int_M r^2 x_3 N_3 dM$ represents the centrifugal force of the surface with respect to the x_3 -axis. Consider a smooth variation X of x , that is, a smooth map $X : (-\epsilon, \epsilon) \times M : M \rightarrow \mathbb{R}^3$ such that, by setting $x_t = X(t, -)$, we have $x_0 = x$ and $x_t - x \in C_0^\infty(M)$. Let $u \in C^\infty(M)$ be the normal component of the variational vector field of x_t ,

$$u = \left\langle \frac{\partial x_t}{\partial t} \Big|_{t=0}, N \right\rangle.$$

We take $E(t) := E(x_t)$ the value of the energy for each immersion x_t . The first variation of E at $t = 0$ is given by

$$E'(0) = - \int_M \left(\frac{1}{2} \rho \omega^2 r^2 + 2\tau H \right) u dM.$$

Here H is the mean curvature of the immersion x . We require that the volume $V(t)$ of each immersion x_t remains constant throughout the variation. The first variation of the volume functional is

$$V'(0) = \int_M u \, dM.$$

By the method of Lagrange multipliers, the first variation of E at $t = 0$ is to be zero relative for all volume preserving variations if there is a constant λ so that $E'(0) + \lambda V'(0) = 0$. This yields the condition

$$2\tau H = -\frac{1}{2}\rho\omega^2 r^2 + \lambda \quad \text{on } M.$$

See [35] for details. Thus the mean curvature H satisfies an equation of type

$$2H(x) = ar^2 + b, \quad a, b \in \mathbb{R}. \quad (1)$$

Definition 1 *Let L be a straight-line of \mathbb{R}^3 . A stationary rotating surface (with respect to L) is an oriented compact surface M immersed in \mathbb{R}^3 such that the mean curvature of the immersion satisfies the Laplace equation (1), where $r = \text{dist}(x, L)$. If the surface is embedded, we say that M is a rotating liquid drop.*

Remark 1 *Throughout this work, we suppose that the straight-line L is the x_3 -axis. Thus, $r^2 = x_1^2 + x_2^2$. Moreover, we shall use the words "horizontal" and "vertical" with respect to L , that is, by "horizontal" we mean orthogonal to L and by "vertical", we mean parallel to L .*

We need to precise the definition that a fixed curve of \mathbb{R}^3 is the boundary of an immersion $x : M \rightarrow \mathbb{R}^3$. Let Γ be a closed curve in \mathbb{R}^3 . We say the Γ is the boundary of M if $x|_{\partial M} : \partial M \rightarrow \mathbb{R}^3$ is an embedding, with $x(\partial M) = \Gamma$.

Given the definition of a stationary rotating surface, we may derive the second variation of the energy of critical points in order to give the notion of stability. Stability of rotating liquid drops has been studied for rotationally symmetric configurations in [1, 12, 25]. A general formula of the second variation was obtained by Wente [33] (see also [25]). We give a different method for this computation following ideas of M. Koiso and B. Palmer [22]. Assume that x is a critical point of E and we calculate the second variation of the functional E . For this, we write $E''(0)$ in the form

$$E''(0) = - \int_M u \cdot L[u] \, dM,$$

where L is a linear differential operator acting on the normal component, which we want to find it. The computation of the operator L is as follows. Since the translations in the E_3 are symmetries of the energy functional E , then $L[N_3] = 0$. Moreover, the rotation with respect to the x_3 -axis is a symmetry of the functional and then $L[\psi] = 0$, where the function ψ is $\psi = \langle x \wedge N, E_3 \rangle$ and \wedge is the vector product of \mathbb{R}^3 . We now compute $L[N_i]$ and $L[\psi]$. The tension field of the Gauss map satisfies

$$\Delta N + |\sigma|^2 N = -2\nabla H,$$

where Δ is the Laplacian in the metric induced by x , σ is the second fundamental of the immersion and ∇ is the covariant differentiation. Since $2H = ar^2 + b$, we have

$$2\nabla H = 2a(x_1 \nabla x_1 + x_2 \nabla x_2) = 2a \left(x_1 E_1 + x_2 E_2 - (h - x_3 N_3) N \right). \quad (2)$$

Here $h = \langle N, x \rangle$ stands for the support function of M . Thus

$$\Delta N + \left(|\sigma|^2 - 2a(h - x_3 N_3) \right) N = -2a(x_1 E_1 + x_2 E_2). \quad (3)$$

In particular,

$$\Delta N_3 + \left(|\sigma|^2 - 2a(h - x_3 N_3) \right) N_3 = 0 \quad (4)$$

We now take the function ψ . In general, we have

$$\Delta \psi + |\sigma|^2 \psi = -2 \langle \nabla H, E_3 \wedge x \rangle.$$

It follows from (2) that

$$-2 \langle \nabla H, E_3 \wedge x \rangle = 2a(h - x_3 N_3) \langle N, E_3 \wedge x \rangle = 2a(h - x_3 N_3) \psi.$$

Therefore,

$$\Delta \psi + \left(|\sigma|^2 - 2a(h - x_3 N_3) \right) \psi = 0. \quad (5)$$

As a consequence of (4) and (5),

$$L = \Delta + |\sigma|^2 - 2a(h - x_3 N_3).$$

Definition 2 Consider $x : M \rightarrow \mathbb{R}^3$ be a smooth immersion that satisfies the Laplace equation (1). We say that x is stable if

$$- \int_M u \left(\Delta u + (|\sigma|^2 - 2a(h - x_3 N_3)) u \right) dM \geq 0 \quad (6)$$

for all $u \in C_0^\infty(M)$ such that

$$\int_M u dM = 0.$$

The immersion is called strongly stable if (6) holds for all $u \in C_0^\infty(M)$.

3 Integral formulae for stationary rotating surfaces with boundary

In this section we develop a series of integral formulae for stationary rotating surfaces that will be used in further sections. As an application, we obtain here an estimate of the height of such surfaces. We define the vector valued 1-form $\omega_p = x(p) \wedge v$, $p \in M$, $v \in T_p M$. Then $d\omega = 2N$, and the Stokes formulas gives

$$2 \int_M N dM = \int_{\partial M} x \wedge \alpha' ds, \quad (7)$$

where α is a parametrization by the length-arc of ∂M that orients ∂M by the induced orientation from M and ds is the length-arc element. Now, consider $\mu_i = x_i^2 \omega$, for $1 \leq i \leq 3$. A straightforward computation leads to

$$d\mu_i = 4x_i^2 N - 2hx_i E_i.$$

By integrating on M , we have

$$4 \int_M x_i^2 N \, dM - 2 \int_M hx_i E_i \, dM = \int_{\partial M} x_i^2 x \wedge \alpha' \, ds. \quad (8)$$

We now define the 1-form $\beta_p(v) = N(x(p)) \wedge v$. Then $d\beta = -2HN$ and Stokes's formula yields

$$a \int_M r^2 N \, dM + b \int_M N \, dM = - \int_{\partial M} \nu \, ds, \quad (9)$$

where ν the inward conormal unit vector field along ∂M . Equation (9) can also be obtained by considering the equation

$$\Delta x = 2HN = (ar^2 + b)N, \quad (10)$$

which holds for any immersion x . Then we apply the divergence theorem obtaining (9) again.

A first consequence of these formulas is the following result about the mass center of a rotating liquid drop (see also [30]).

Theorem 1 *Assume that M is a stationary rotating embedded closed surface. Then the mass center of the surface lies at the x_3 -axis.*

Proof: Let W denote the enclosed domain by $x(M)$. If Δ_0 denotes the Euclidean Laplacian operator, $\Delta_0 x_i^3 = 6x_i$, $1 \leq i \leq 3$. The divergence theorem gives

$$2 \int_W x_i \, dV = \int_M x_i^2 N_i \, dM, \quad 1 \leq i \leq 3, \quad (11)$$

where dV is the volume element of \mathbb{R}^3 . We multiply by E_j in equations (8) and (9). Then for $i, j \in \{1, 2\}$ we have

$$2 \int_M x_i^2 N_j \, dM = \delta_{ij} \int_M hx_i \, dM, \quad \text{and} \quad \int_M r^2 N_i \, dM = 0.$$

As a consequence,

$$\int_M x_i^2 N_j \, dM = 0$$

for all $i, j \in \{1, 2\}$. Using the above equation together (11), we obtain

$$\int_W x_i \, dV = 0, \quad i = 1, 2,$$

which proves the result.

q.e.d

We extend the above result for rotating liquid drops orthogonally deposited on a horizontal plane.

Theorem 2 *Let M be a stationary rotating embedded surface. Assume that ∂M is contained in a horizontal plane P . If M lies in one side of P and M is orthogonal to P along ∂M , then the mass center of the surface lies at the x_3 -axis*

Proof: As ∂M is a planar curve and M is orthogonal to P , then $\langle x \wedge \alpha', E_i \rangle = 0$ and $\langle \nu, E_i \rangle = 0$, respectively, for $i = 1, 2$. Multiplying by E_i in (8) and (9), we obtain for each $i \in \{1, 2\}$

$$4 \int_M x_i^2 N_i dM - 2 \int_M h x_i dM = 0, \quad (12)$$

$$2 \int_M x_i^2 N_j dM = \delta_{ij} \int_M h x_i dM \quad (13)$$

$$a \int_M r^2 N_i dM = -b \int_M N_i dM - \int_{\partial M} \nu_i = 0, \quad (14)$$

As a consequence of the above three equations, we have

$$\int_M x_i^2 N_i dM = 0, \quad i = 1, 2. \quad (15)$$

The calculation of the mass center of the surface follows the same steps than in Theorem 1. One begins by considering the closed surface $M \cup \Omega$, where $\Omega \subset P$ is the bounded domain by ∂M and let W be the bounded domain of \mathbb{R}^3 that determines. If η_Ω is the induced orientation on Ω , we use (15) and the fact that $\langle \eta_\Omega, E_i \rangle = 0$, $i = 1, 2$, to conclude

$$2 \int_W x_i dV = \int_M x_i^2 N_i dM + \int_\Omega x_i^2 \langle \eta_\Omega, E_i \rangle d\Omega = \int_M x_i^2 N_i dM = 0, \quad i = 1, 2.$$

The result now follows. *q.e.d*

In the next theorem we obtain an integral formula where all integrals are evaluated on ∂M .

Theorem 3 *Let M be a stationary rotating surface with non-empty boundary. Then*

$$\int_{\partial M} (ar^2 + 2b) \langle x \wedge \alpha', E_3 \rangle ds = -4 \int_{\partial M} \nu_3 ds. \quad (16)$$

In particular, we have

$$a \int_{\partial M} r^2 ds \leq 4 \left(L(\partial M) - b a(\partial M) \right), \quad (17)$$

where $L(\partial M)$ is the length of ∂M and $a(\partial M)$ is the algebraic area of ∂M .

Proof: Multiplying by E_3 in (7) and (8), we know that

$$2 \int_M N_3 dM = \int_{\partial M} \langle x \wedge \alpha', E_3 \rangle ds. \quad (18)$$

$$4 \int_M x_i^2 N_3 dM = \int_{\partial M} x_i^2 \langle x \wedge \alpha', E_3 \rangle ds \quad i = 1, 2. \quad (19)$$

Then

$$4 \int_M r^2 N_3 \, dM = \int_{\partial M} r^2 \langle x \wedge \alpha', E_3 \rangle \, ds. \quad (20)$$

From (9) and (18), we obtain

$$a \int_M r^2 N_3 \, dM + \frac{b}{2} \int_{\partial M} \langle x \wedge \alpha', E_3 \rangle \, ds = - \int_{\partial M} \nu_3 \, ds.$$

By combination this equation with (20), we conclude (16), and this completes the proof. *q.e.d*

Equation (16) (or (17)) can be viewed as a necessary condition for the existence of a stationary rotating surface with a prescribed curve as its boundary. Exactly, we propose the following

Problem. Let Γ be a closed curve in Euclidean space and $a, b \in \mathbb{R}$. Does exist a stationary rotating surface M bounded by Γ and with mean curvature $2H(x) = ar^2 + b$?

In general, the answer is "No" because from (16) it is necessary a certain relation between the quantities $a, b, L(\Gamma)$ and $a(\Gamma)$. For example, in the simplest case of Γ , that is, a horizontal circle of radius R , we have

Corollary 1 *Let Γ be a horizontal circle of radius R centred at the x_3 -axis. If M is a stationary rotating surface bounded by Γ then*

$$|aR^2 + 2b| \leq \frac{4}{R}. \quad (21)$$

Proof: It is sufficient to do $\langle \nu, E_3 \rangle \leq 1$ in Equation (16). *q.e.d*

This corollary has the same flavour than a classical result due to Heinz [18], which asserts that a necessary condition for the existence of a compact surface with constant mean curvature H bounded by a circle of radius R is that $|H| \leq 1/R$. Actually, and in our setting, if H is constant, then $a = 0$ and $2H = b$. Then (21) reads as $|2b| = |4H| \leq 4/R$, rediscovering the Heinz's result.

This section finishes with an application of formula (16) in order to derive a height estimate for a stationary rotating graph.

Theorem 4 *Let M be a stationary rotating surface that is a graph on a horizontal plane P and $\partial M \subset P$. Denote $R = \max_{x \in \partial M} r(x)$. Assume that the mean curvature is $2H(x) = ar^2 + b$, where $a \neq 0$ and $ab \geq 0$. If $h = \max_{x \in M} \text{dist}(x, P)$, then*

$$h \leq \frac{|aR^2 + 2b|}{8\pi} \text{area}(M). \quad (22)$$

Proof: After a vertical displacement, we assume that P is the plane $x_3 = 0$ and that $M = \text{graph}(u)$, where u is a smooth function on a domain $\Omega \subset P$. Because $a \neq 0$ and $ab \geq 0$, the mean curvature satisfies $H \geq 0$ on M or $H \leq 0$ on M . The maximum principle implies that M lies in one side of P . If it is necessary, after a reflection about P , we can suppose that M lies in the upper half-space

determined by P and that the orientation points downwards (this implies $H \geq 0$ and $a, b \geq 0$). Let us introduce the following notation:

$$P_t = \{x \in \mathbb{R}^3; x_3 = t\} \quad M(t) = \{x \in M; x_3 \geq t\}, \quad \Gamma(t) = M(t) \cap P_t,$$

and $A(t)$ and $L(t)$ the area and length of $M(t)$ and $\Gamma(t)$ respectively. Let $\Omega(t)$ be the planar domain of P_t bounded by $\Gamma(t)$. We apply Equation (16) for each surface $M(t)$ obtaining

$$\int_{\Gamma(t)} \nu_3^t ds_t \leq \frac{1}{4} \int_{\Gamma(t)} (ar^2 + 2b) \langle x \wedge \alpha', E_3 \rangle ds_t \leq \frac{1}{2} |\Omega(t)| (aR^2 + 2b), \quad (23)$$

where ν_t is the inner conormal unit vector to $M(t)$ along $\Gamma(t)$, ds_t is the induced length arc of $\Gamma(t)$ and $|\Omega(t)|$ is the area of $\Omega(t)$. We utilise the Hölder inequality, the coarea formula, the isoperimetric inequality and (23) to obtain

$$\begin{aligned} 4\pi |\Omega(t)| &\leq L(t)^2 = \left(\int_{\Gamma(t)} 1 ds_t \right)^2 \leq \int_{\Gamma(t)} \frac{1}{|\nabla u|} ds_t \int_{\Gamma(t)} |\nabla u| ds_t \\ &= -A'(t) \int_{\Gamma(t)} \nu_3^t ds_t \leq -\frac{1}{2} A'(t) |\Omega(t)| (aR^2 + 2b). \end{aligned}$$

We have utilized that along $\Gamma(t)$, $|\nabla u| = |\nu_3^t| = \nu_3^t \geq 0$. Thus

$$8\pi \leq -A'(t)(aR^2 + 2b).$$

As conclusion,

$$\frac{8\pi}{aR^2 + 2b} \leq -A'(t),$$

and we may infer our desired estimate by an integration between $t = 0$ to $t = h$ in the above inequality. q.e.d

Corollary 2 *Let M be rotating liquid closed drop with mean curvature $2H(x) = ar^2 + b$. If $a \neq 0$ and $ab \geq 0$, then the height of M , that is, $h = \max_{p,q \in M} |x_3(p) - x_3(q)|$, satisfies*

$$h \leq \frac{|aR^2 + 2b|}{8\pi} \text{area}(M), \quad (24)$$

where $R = \max_{x \in M} r(x)$.

Proof: By the Wente's symmetry result, we know that there exists a horizontal plane P that is a plane of symmetry of M and each one of pieces of M in both sides of P is a graph on P . For each graph, we apply the inequality (22). q.e.d

Remark 2 *The above estimates (22) and (24) attain for cmc-surfaces. In this case, $a = 0$ and $2H = b$. The estimate (22) is an equality if M is a spherical graph bounded by a circle. On the other hand, the inequality (24) is an equality if M is a round sphere, where h is the diameter of the sphere.*

4 Estimates of axisymmetric configurations

We consider axisymmetric stationary rotating surfaces, that is, stationary rotating surfaces that are surfaces of revolution with respect to x_3 -axis. We write the generating curve α of a such surface as the graph of a function $u = u(r)$ and we parametrize the surface as $x(r, \theta) = (r \cos \theta, r \sin \theta, u(r))$, $r \in [0, c)$, $\theta \in \mathbb{R}$. The Gauss map is

$$N(r, \theta) = \frac{1}{\sqrt{1 + u'(r)^2}}(-u'(r) \cos \theta, -u'(r) \sin \theta, 1).$$

With respect to this orientation, the mean curvature equation (1) takes the form

$$\frac{u''}{(1 + u'^2)^{3/2}} + \frac{1}{r} \frac{u'}{\sqrt{1 + u'^2}} = ar^2 + b. \quad (25)$$

or

$$\left(\frac{ru'}{\sqrt{1 + u'^2}} \right)' = r(ar^2 + b).$$

A first integration yields

$$v(r) := \frac{u'}{\sqrt{1 + u'^2}} = \frac{1}{4}r(ar^2 + 2b) + \frac{d}{r}.$$

The integration constant d describes the shape of the surface as follows. If $d \neq 0$, the solutions correspond with toroidal shapes that do not intersect the x_3 -axis. This family of surfaces have been studied, for example, in [6, 17, 20, 28].

From now on we will restrict our analysis to the case $d = 0$. Consider initial conditions

$$u(0) = u_0, \quad u'(0) = 0. \quad (26)$$

If it is necessary we indicate the dependence of the solutions with respect to the parameters as usually. Some properties of the solutions of (25)-(26) are the following:

1. The existence is a consequence of standard theory.
2. A solution u is symmetric with respect to $r = 0$, that is, $u(-r; u_0) = u(r; u_0)$.
3. The surface is invariant by vertical displacements, that is, if $\lambda \in \mathbb{R}$, then $u(r; u_0) + \lambda = u(r; u_0 + \lambda)$.
4. We have $-u(r; u_0, a, b) = u(r; -u_0, -a, -b)$. We will assume in this section that $b \geq 0$ (this does that the function u is increasing near to $r = 0^+$).

We describe the geometry of the axisymmetric closed surfaces. By the symmetry properties of the solutions of (25)-(26), it suffices to know the curve u in the maximal interval of definition $[0, c_0)$. As we will see later, $c_0 < \infty$, u cannot be continued beyond $r = c_0$ but it is bounded at $r = c_0$ with derivative unbounded at the same point. Thus, the whole surface is obtained by rotating α with respect to x_3 -axis and reflecting about the horizontal plane $x_3 = u(c_0)$.

By differentiation the function $v(r)$, we obtain

$$\kappa(r) := v(r)' = \frac{u''(r)}{(1 + u'(r)^2)^{3/2}} = \frac{1}{4}(3ar^2 + 2b). \quad (27)$$

Here κ stands for the curvature of the planar curve α . Three types of axisymmetric rotating closed drops appear and we show the generating curves in Figures 1 and 2. The graphics correspond with $u_0 = 0$ in (26). We have indicated by a bold line, the solution u in the interval $[0, c_0)$. The figures have been plotted using Mathematica (Wolfram Research Inc.).

- I *Case* $ab \geq 0$, that is, $a > 0$. Then $v(r) > 0$ and u is a strictly increasing function. Moreover, $\kappa(r) > 0$ and u is a convex function. The maximal interval where u is defined is $[0, c_0)$, where $v(c_0) = 1$. The surface is embedded. See Figure 1, left.
- II *Case* $ab < 0$, that is, $a < 0$. As $\kappa(0) = b/2 > 0$, the function u is increasing on r near to $r = 0^+$. The function $v(r)$ attains a maximum at $r_1 = \sqrt{\frac{-2b}{3a}}$ since $v''(r_1) < 0$. Thus u increasing until to reach the value $v(c_0) = 1$ if $v(r_1) \geq 1$. After some manipulations, this occurs iff $a \leq \frac{-2b^3}{27}$. We distinguish two subcases.
 - II (a) Let $a \geq \frac{-2b^3}{27}$. The function u is a strictly increasing function defined in $[0, c_0)$, with $v(c_0) = 1$. Moreover u is a convex function. The surface is embedded. See Figure 1, right.
 - II (b) Let $a < \frac{-2b^3}{27}$. The function u is increasing in the interval $[0, r_2)$, with $r_2 = \sqrt{\frac{-2b}{a}}$ and with an inflection at $r_1 = \sqrt{\frac{-2b}{3a}}$. Next, u decreases until c_0 , where $v(c_0) = -1$. See Figure 2, left. The graphic of the generating curve has self-intersections iff $u_0 \leq u(c_0)$. See Figure 2, right.

We point out that for $r = c_0$, the value where $v(c_0) = \pm 1$, the function u is finite. This is due to the following ([20]):

Lemma 1 *Let* $f \in C^2[c_0 - \epsilon, c_0]$ *with* $f(c_0) = \pm 1$ *and* $|f(r)| < 1$ *for* $c_0 - \epsilon \leq r \leq c_0$. *Then the improper integral*

$$\left| \int_{c_0 - \epsilon}^{c_0} \frac{f(r)}{\sqrt{1 - f(r)^2}} dr \right|$$

is finite if and only if $f'(c_0) \neq 0$.

In our case, $f(r) = \frac{1}{4}r(r^2 + 2b)$ and $f'(c_0) = \frac{1}{4}(3c_0^2 + 2b) \neq 0$. As conclusion,

$$u(c_0) = \int_{c_0 - \epsilon}^{c_0} u'(r) dr = \int_{c_0 - \epsilon}^{c_0} \frac{f(r)}{\sqrt{1 - f(r)^2}} dr < \infty.$$

In this section, we compare an axisymmetric rotating drop with appropriate spheres. Consider the sphere obtained by rotating about the x_3 -axis the graphic of a function $y = y(r)$. Suppose that u is solution of (25)-(26) and that $I = [0, c]$ is an interval where u is defined. In order to state our results, we take a piece of circle with the same slope than u at $r = c$ and that coincides with u at the origin. Exactly, let

$$y(r) = R + u_0 - \sqrt{R^2 - r^2}, \quad R = c \frac{\sqrt{1 + u'(c)^2}}{u'(c)}.$$

The graphic of y is a piece of a lower halfcircle with $y(0) = u_0$ and $y'(0) = 0$. The choice of the radius R is such that $y'(c) = u'(c)$. Thus $y(r)$ is a solution of (25)-(26) for $a = 0$ and $b = 2/R$.

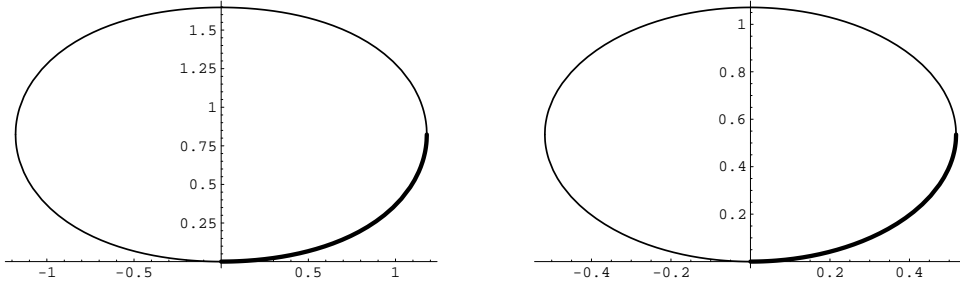


Figure 1: (left) Surfaces of type I. Rotating drop for $a = 1$ and $b = 1$; (right) Surfaces of type II (a). Rotating drop for $a = -1$ and $b = 4$.

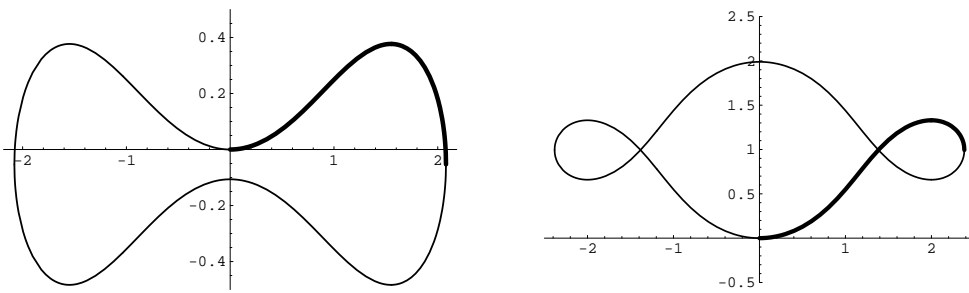


Figure 2: (left) Surfaces of type II (b). Rotating drop for $a = -1$ and $b = 1.2$; (right) Surfaces of type II (b). Rotating drop for $a = -1$ and $b = 2$, non-embedded case.

Theorem 5 Let u be a solution of (25)-(26) defined in the interval $[0, c]$. Suppose that $a > 0$, $b \geq 0$. Then

$$u(r) < y(r), \quad 0 < r \leq c.$$

Proof: Let $\psi(r)$ be the angle that makes the graphic of u with the r -axis at each point r , that is $\tan \psi(r) = u'(r)$. By the definition of the function $v(r)$,

$$\sin \psi(r) = \frac{u'(r)}{\sqrt{1 + u'(r)^2}} = \frac{1}{4}r(ar^2 + 2b).$$

Then $\sin \psi(r)$ is positive at $(0, c]$. In particular, $u'(c) \neq 0$ and the radius R is well-defined. This means that u is a strictly increasing function on r . The curvature κ of α is also an increasing function on r since $\kappa'(r) = \frac{3}{2}ar > 0$. The angle $\psi^y(r)$ and the curvature κ^y of the graphic of $y(r)$ are respectively

$$\sin \psi^y(r) = \frac{r}{R}, \quad \kappa^y(r) = \frac{1}{R}.$$

At $r = 0$ we compare the curves u and y . We claim that $\kappa(0) < \kappa^y(0)$. This inequality is equivalent to

$$\frac{b}{2} < \frac{1}{R} = \frac{\sin \psi(c)}{c} = \frac{ac^2 + 2b}{4}, \quad (28)$$

which is trivial. As $\kappa(0) < \kappa^y(0)$, $y(0) = u(0)$ and $y'(0) = u'(0)$, the graphic of y lies above of u around the point $r = 0$. Theorem 5 asserts that this occurs in the interval $(0, c]$. Suppose, by way of contradiction, that the graphic of u crosses the graphic of y at some point. Let $r = \delta \leq c$ the first value where this occurs, that is, $u(r) < y(r)$ for $r \in (0, \delta)$ and $u(\delta) = y(\delta)$. Then $u'(\delta) \geq y'(\delta)$ and so, $\sin \psi(\delta) \geq \sin \psi^y(\delta)$. As $u'(0) = y'(0)$, we have

$$\int_0^\delta \left(\kappa(t) - \kappa^y(t) \right) dt = \int_0^\delta \left((\sin \psi(t))' - (\sin \psi^y(t))' \right) dt = \sin \psi(\delta) - \sin \psi^y(\delta) \geq 0. \quad (29)$$

On the other hand, as $\kappa(0) < \kappa^y(0)$ and the above integral is non-negative, the integrand in (29) is positive at some point. Then there exists $\bar{r} \in (0, \delta)$ such that $\kappa(\bar{r}) > \kappa^y(\bar{r})$. Because κ is increasing on r , we have for $r \in [\bar{r}, c]$

$$\kappa(r) > \kappa(\bar{r}) > \kappa^y(\bar{r}) = \kappa^y(r).$$

Since $\bar{r} \leq \delta \leq c$, we have

$$\begin{aligned} 0 &< \int_{\bar{r}}^c \left(\kappa(t) - \kappa^y(t) \right) dt \leq \int_{\delta}^c \left(\kappa(t) - \kappa^y(t) \right) dt \\ &= \int_{\delta}^c \left((\sin \psi(t))' - (\sin \psi^y(t))' \right) dt = \sin \psi^y(\delta) - \sin \psi(\delta). \end{aligned}$$

This leads to a contradiction with (29) and we have verified the theorem. *q.e.d*

For the next result, we descend vertically the circle $y(r)$ until it touches with the graphic of u at $r = c$. We call $w = w(r)$ the new position of y , that is, $w(r) = y(r) - y(c) + u(c)$.

Theorem 6 Let u be a solution of (25)-(26) defined in the interval $[0, c]$. Suppose that $a > 0$, $b \geq 0$. Then

$$w(r) < u(r), \quad 0 \leq r < c.$$

Proof: With a similar argument, we begin by comparing the curvatures of u and w at $r = c$. Exactly, we have

$$\kappa^w(c) = \frac{1}{R} = \frac{1}{4}(ac^2 + 2b) < \frac{1}{4}(3ac^2 + 2b) = \kappa(c).$$

As $\kappa(c) > \kappa^w(c)$, $w(c) = u(c)$ and $w'(c) = u'(c)$, the graphic of u lies above than the circle w around $r = c^-$. Thus $w(r) < u(r)$ in some interval (δ, c) . Again, the proof is by contradiction. We suppose that the graphic of w crosses the graphic of u at some point. Denote by δ the largest number such that $w(r) < u(r)$ for $r \in (\delta, c)$ and $w(\delta) = u(\delta)$. For this value, $w'(\delta) = y'(\delta) \leq u'(\delta)$ and $\sin \psi^y(\delta) \leq \sin \psi(\delta)$. Then

$$\int_{\delta}^c \left(\kappa(t) - \kappa^w(t) \right) dt = \int_{\delta}^c \left((\sin \psi(t))' - (\sin \psi^y(t))' \right) dt = \sin \psi^y(\delta) - \sin \psi(\delta) \leq 0. \quad (30)$$

Here we have used that $u'(c) = w'(c) = y'(c)$. As $\kappa(c) - \kappa^w(c) > 0$ and the integral in (30) is non-positive, then there would be $\bar{r} \in (\delta, c)$ such that $\kappa(\bar{r}) < \kappa^w(\bar{r})$. Because κ is an increasing function on r , for any $r \in [0, \bar{r}]$ we have

$$\kappa(r) < \kappa(\bar{r}) < \kappa^w(\bar{r}) = \kappa^w(r).$$

Since $\delta < \bar{r}$,

$$0 > \int_0^{\delta} \left(\kappa(t) - \kappa^w(t) \right) dt = \int_0^{\delta} \left((\sin \psi(t))' - (\sin \psi^y(t))' \right) dt = \sin \psi(\delta) - \sin \psi^y(\delta),$$

where we use the fact that $u'(0) = y'(0)$. This contradicts inequality (30) and proves Theorem 6. *q.e.d*

As conclusion, the solution u lies between two pieces of circles, namely, y and w , such that the slopes of the three functions agree at the points $r = 0$ and $r = c$ and the graphic of u coincides with y and w at $r = 0$ and $r = c$ respectively. See Figure 3.

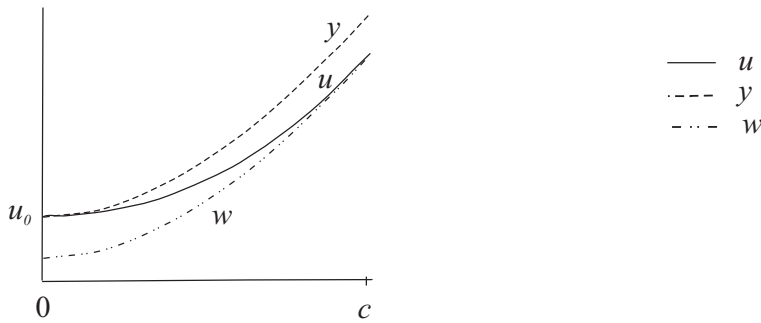


Figure 3: The solution u lies sandwiched between the circles y and w .

Finally we remark that, with appropriate modifications, the conclusions of both theorems hold even if u is defined in the maximal interval $[0, c_0)$.

Corollary 3 Suppose that $a > 0$, $b \geq 0$. Let u be a solution of (25)-(26) defined in the interval $[0, c_0)$, where c_0 is the unique positive root of $x(ax^2 + 2b) - 4 = 0$. Then

$$u(r) - u_0 < c_0 - \sqrt{c_0^2 - r^2},$$

An easy exercise in calculus shows that if $a > 0$, $b \geq 0$, equation $x(ax^2 + 2b) - 4 = 0$ has a unique positive root.

Corollary 4 Let M be an axisymmetric rotating liquid closed drop. Suppose that $2H(x) = ar^2 + b$, where $a > 0$, $b \geq 0$. If c_0 is the unique positive root of $x(ax^2 + 2b) - 4 = 0$, then the enclosed volume of the drop is less than $4/3\pi c_0^3$.

Proof: With the above notation, it is sufficient to point out that the volume(u) < volume(w) and that $R = c_0$. q.e.d

This estimate can also be obtained as follows. After an integration by parts, the volume of the drop is

$$V = 2\pi c_0^2 u(c_0) - 4\pi \int_0^{c_0} ru(r) dr = 2\pi \int_0^{c_0} r^2 u'(r) dr.$$

From the expression of $\sin \psi(r)$ and since $ar^2 + 2b \leq ac_0^2 + 2b$, we have

$$u'(r) = \frac{r}{\sqrt{\left(\frac{4}{ar^2+2b}\right)^2 - r^2}} < \frac{r}{\sqrt{\left(\frac{4}{ac_0^2+2b}\right)^2 - r^2}} := g(r). \quad (31)$$

An explicit integration of $2\pi \int_0^{c_0} r^2 g(r) dr$ and using the fact $ac_0^3 + 2bc_0 = 4$, we conclude that $V < \frac{4\pi}{3} c_0^3$.

The next theorem establishes bounds for the height and the area.

Theorem 7 Let M be an axisymmetric rotating surface of type I given by a solution u of (25)-(26) and defined in the interval $[0, c]$. Suppose that $a > 0$, $b \geq 0$. Then

$$\frac{1}{b} \left(2 - \sqrt{4 - b^2 r^2} \right) \leq u(r) - u_0 \leq \frac{4 - \sqrt{16 - r^2 (ar^2 + 2b)^2}}{ar^2 + 2b}, \quad r \in (0, c]. \quad (32)$$

Denote by $A(c)$ the area of M . Then

$$\frac{4\pi}{b^2} \left(2 - \sqrt{4 - b^2 c^2} \right) < A(c) < \frac{8\pi(4 - \sqrt{16 - c^2(ac^2 + 2b)^2})}{(ac^2 + 2b)^2}. \quad (33)$$

Proof: The estimates are obtained by appropriate bounds for the derivative $u'(r)$. We have an upper bound for u' by (31). On the other hand, and since $ar^2 + 2b \geq 2b$, $u'(r) \geq rb/\sqrt{4 - b^2 r^2}$. If we introduce both bounds of $u'(r)$ in the formulas for $u(r)$ and $A(c)$, namely,

$$u(r) - u_0 = \int_0^r u'(t) dt, \quad A(c) = 2\pi \int_0^c r \sqrt{1 + u'(r)^2} dr,$$

the estimates follow by simple integrations. We remark that the inequality in the right hand-side of (32) is also a consequence of Theorem 5. q.e.d

Remark 3 In the case that the surface M is closed, Theorem 7 reads as

$$u(c_0) \leq u_0 + c_0, \quad \text{area}(M) < 2A(c_0) = 4\pi c_0^2,$$

where c_0 is the unique positive root of $x(ax^2 + 2b) - 4 = 0$. Here $u(c_0) - u_0$ measures the half of the distance between the highest and the lowest points of M . In particular, the area of M is less than the area of the sphere of radius c_0 that contains in its inside the surface M : see Figure 3, where the sphere determined by w satisfies this property.

Remark 4 If H is constant, then $a = 0$ and $b = 2H$ and u describes a spherical cap of radius $2/|b|$. The estimates (32) are now equalities.

We employ Theorem 4 in the axisymmetric case.

Corollary 5 Under the same hypothesis and notation as in Theorem 7, we have

$$u(r) - u_0 \leq \frac{ar^2 + 2b}{8\pi} A(r) < \frac{4 - \sqrt{16 - r^2(ar^2 + 2b)^2}}{ar^2 + 2b}.$$

Proof: If the function u is defined in the interval $[0, r]$, the boundary ∂M of M is given by the level $x_3 = u(r)$. With the notation of Theorem 4, $R = r$ and $h = u(r) - u_0$, which gives the first inequality. The second one is a consequence of (33). *q.e.d*

For cmc-graphs, a classical result due to Serrin [29] asserts that if $M = \text{graph}(u)$ with boundary in a plane $P = \{x_3 = \delta\}$, then $|u(x) - \delta| \leq 1/|H|$. This estimate can be obtained by computing the Laplacian of the function $Hx_3 + N_3$. For stationary rotating graphs, we have

Theorem 8 Let u be solution of (25)-(26) with $a, b > 0$. Then

$$u(r) \leq \frac{b}{ar^2 + b} u_0 + \frac{2}{b}.$$

Proof: Let M be the corresponding axisymmetric surface generated by u . From (4) and (10), we have

$$\begin{aligned} \Delta(Hx_3 + N_3) &= (2H^2 - |\sigma|^2)N_3 + 2a(h - x_3N_3)N_3 \leq 2a(hx_3 - N_3)N_3 \\ &= -\frac{2atu'(t)}{1 + u'(t)^2} \leq 0, \quad t \geq 0, \end{aligned}$$

where we utilise the parametrization of M as surface of revolution, that $2H^2 - |\sigma|^2 \leq 0$ and that $a, u' > 0$. Consider u defined on $[0, r]$ and thus, ∂M is given by the level $u = u(r)$. Then the maximum principle yields

$$Hx_3 + N_3 \geq \min_{\partial M}(Hx_3 + N_3) \geq \min_{\partial M}(Hx_3) = H(r)u(r),$$

or, for each $t \in [0, r]$, we have

$$u(t) \geq \frac{H(r)}{H(t)}u(r) - \frac{N_3(t)}{H(t)} \geq \frac{H(r)}{H(t)}u(r) - \frac{1}{H(t)}.$$

By letting $t = 0$, we obtain the desired estimate. *q.e.d*

By numerical computations one can see that the above estimate does not hold for surfaces of type II. We end this section showing a new use of formula (16) as follows. Regarding the axisymmetric case, there exist special situations about the behaviour of the surface M with respect to the plane P containing ∂M . For example, for surfaces of type I, M is orthogonal to P along ∂M iff the radius of ∂M is $R = c_0$ with $v(c_0) = 1$. The same occurs for surfaces of type II (a). If the surface is of type II (b), the surface is orthogonal to P if $R = c_0$ with $v(c_0) = -1$. Analogously, M is tangent to P iff the boundary is a circle of radius R , with $aR^2 + 2b = 0$ (only for surfaces of type II). We prove that this can generalize for any (non necessarily axisymmetric) stationary rotating surface.

Corollary 6 *Let M be a stationary rotating surface bounded by a horizontal circle of radius R centred at the x_3 -axis. Denote by P the plane containing the boundary. Let $2H(x) = ar^2 + b$ be the mean curvature of M .*

1. *Suppose that M is orthogonal to P along ∂M . Then the radius R satisfies*
 - (a) *$R(aR^2 + 2b) = 4$ if the boundary is running according to the counterclockwise direction.*
 - (b) *$R(aR^2 + 2b) = -4$ if the boundary is running according to the clockwise direction.*
2. *Suppose that M is tangent to P along ∂M . Then $R = \sqrt{\frac{-2b}{a}}$. In particular $ab < 0$.*

Proof: It is sufficient to consider (16). By distinguishing the fact that $\nu_3 = \pm 1$ or $\nu_3 = 0$, we are going establishing the statements of the corollary. *q.e.d*

5 Rotating liquid drops with boundary

This section is devoted to study stationary rotating embedded surfaces with non-empty boundary. The main tools that we will use are the maximum principle, the so-called reflection method and the integral formulae of section 3. The reflection method was employed to prove a classical result due to Alexandrov [3] that asserts that round spheres are the only embedded closed cmc-surfaces in Euclidean space \mathbb{R}^3 . The method was used again in the cited Wente's theorem [35]. Our first result gives sufficient conditions to assure that the surface is a graph. As in [35], the result holds for embedded surfaces whose mean curvature H depends only on the x_1 and x_2 coordinates.

Theorem 9 *Let Γ be a Jordan curve contained in a horizontal plane $P = \{x_3 = d\}$ and $\Omega \subset P$ the corresponding bounded domain by Γ . Let M be an embedded compact surface with boundary Γ and suppose that M satisfies:*

1. *The mean curvature H depends only on the x_1, x_2 coordinates.*
2. *The surface M does not intersect the cylinder $\Omega \times (-\infty, d]$.*
3. *In a neighbourhood of $\partial M = \Gamma$ in M , the surface M is a graph above Ω .*

Then M is a graph on Ω . See Figure 4 (a).

Proof: We apply the reflection method by using reflection with respect to horizontal planes. For completeness, and since we will use it throughout this section, we describe the process. See [35] for details. Without loss of generality, we assume that P is the plane $x_3 = 0$ and we define the embedded surface $T = M \cup (\Gamma \times (-\infty, 0])$. This surface divides the ambient space \mathbb{R}^3 in two components. We denote by W the component that contains Ω and we orient M with the Gauss map N that points towards W .

We introduce the following notation. Let P_t be the 1-parameter family of translated copy of P , where we choose the parameter t such that $P_t = \{x_3 = t\}$. Let $A_t^+ = \{x \in \mathbb{R}^3; x_3 \geq t\}$ and $A_t^- = \{x \in \mathbb{R}^3; x_3 \leq t\}$. Also, let $M_t^+ = A_t^+ \cap M$, $M_t^- = A_t^- \cap M$ and M_t^* the reflection of M_t^+ about the plane P_t . Because M is a compact surface, for t large, P_t is disjoint from M . Now, if we approach M by P_t by moving down P_t (letting $t \searrow 0$), one gets a the first plane P_{t_0} , $t_0 > 0$, that reaches M , that is, $P_{t_0} \cap M \neq \emptyset$, but if $t > t_0$ then $P_t \cap M = \emptyset$. Thus P_{t_0} is tangent to M at some point and M is contained in one side of P_{t_0} : $M \subset A_{t_0}^+$. Decreasing t , let consider M_t^* . Since M is embedded, the reflected surface M_t^* lies inside W , at least, near t_0 : there exists at least a small $\epsilon_0 > 0$ such that $M_{(t_0-\epsilon)}^* \subset W$ for $0 < \epsilon < \epsilon_0$ and $M_{t_0-\epsilon}$ is a graph over $P_{t_0-\epsilon}$.

From $t_0 - \epsilon_0$ and letting $t \searrow 0$, one can reflect M_t about P_t , successively until one reaches a first time point of contact point of M_t^* with M . Exactly, consider

$$t_1 = \inf\{t < t_0; M_a^* \subset W, a \in (t, t_0]\}.$$

We claim that $t_1 = 0$. On the contrary, that is, $t_1 > 0$, $M_{t_1}^*$ and $M_{t_1}^-$ are two surfaces with $\partial M_{t_1}^* \subset \partial M_{t_1}^- = \partial M_{t_1}^* \cup \Gamma$. Moreover, $M_{t_1}^*$ and $M_{t_1}^-$ touch at an interior point p or touch at a boundary point $p \in \partial M_{t_1}^*$. We remark that $p \notin \partial\Omega$ because the surface is a graph on Ω around $\partial\Omega$ and $M_a^* \subset W$ for $t_1 < a \leq t_0$. Anyway, $M_{t_1}^*$ and $M_{t_1}^-$ are one in a side of the other in a neighbourhood of p . As reflections invert normal vectors, the Gauss maps of both $M_{t_1}^*$ and $M_{t_1}^-$ at such point p are the same. Because the mean curvature depends only the x_1 and x_2 , the mean curvatures of both surfaces agree at p . Moreover, the mean curvature of a point of $M_{t_1}^*$ agrees with the mean curvature of the point of $M_{t_1}^-$ where vertically projects. At last, one applies either Hopf interior maximum principle or the Hopf boundary maximum principle to infer that $M_{t_1}^* = M_{t_1}^-$ and P_{t_1} is a plane of symmetry of M . Because $\Gamma \subset M_{t_1}^- \setminus M_{t_1}^*$, we derive a contradiction.

As conclusion, $t_1 = 0$ and this means that we can go reflecting M_t^+ until to arrive at $t = 0$, maintaining the property that $M_t^* \subset W$ for all $t > 0$. The procedure shows that in each time $t > 0$, M_t^+ is a graph over P_t . This implies that M is a graph on Ω . *q.e.d*



Figure 4: Case (a) is forbidden by Theorem 9; case (b) is forbidden by Theorem 13.

In the context of this theorem, we can obtain a similar result as the one obtained by Wente in [35] for the case that the surface is bounded by two curves in parallel planes. This is motivated by

the physical problem of a rotating drop of liquid trapped between two parallel plates in absence of gravity.

Corollary 7 *Let P_1 and P_2 be two horizontal planes. Consider $\Gamma_1 \cup \Gamma_2$ two Jordan curves, $\Gamma_i \subset P_i$, $i = 1, 2$, such that Γ_2 is the vertical translation of Γ_1 to the plane P_2 . Denote by Ω the bounded domain determined by Γ_1 in P_1 . Let M be an embedded compact surface with boundary $\Gamma_1 \cup \Gamma_2$ whose mean curvature depends only on the x_1, x_2 coordinates. Suppose that one of the following two conditions is satisfied:*

1. M does not intersect the solid cylinder $\Omega \times \mathbb{R}$.
2. M is included in the solid cylinder $\Omega \times \mathbb{R}$.

Then the horizontal plane P equidistant from P_1 and P_2 is a plane of symmetry of M . Moreover, each one of the parts of M that lie in the two half-spaces determined by P is a graph on P .

Proof: Assume that $P_i = \{x_3 = d_i\}$, $i = 1, 2$, with $d_1 < d_2$. In both cases, we construct a closed surface of \mathbb{R}^3 and let us apply the reflection method with horizontal planes. It is sufficient to consider $M \cup (\Omega_0 \times [d_1, d_2])$, where Ω_0 is the orthogonal projection of Ω onto the plane $x_3 = 0$.

q.e.d

We remark that in the above result, it is not necessary that M is included in the slab determined by $P_1 \cup P_2$.

Finally we use the reflection method with vertical planes in a special case.

Theorem 10 *Let M be a rotating liquid closed drop. Assume that with the choice of the Gauss map that points inside, the mean curvature is $2H(x) = ar^2 + b$, with $a < 0$. Then M is an axisymmetric surface (with respect to the x_3 -axis).*

Proof: We prove that any plane containing the x_3 -axis is a plane of symmetry of M . Without loss of generality, we are going to show that $P_0 = \{x_2 = 0\}$ is a plane of symmetry of M . For each $t \in \mathbb{R}$, let $P_t = \{x_2 = t\}$ and consider an analogous notation as in the proof of Theorem 9, where W is the bounded domain of \mathbb{R}^3 determined by M . We begin with the reflection process with planes P_t and t near $+\infty$ (we are assuming that $M_0^+ \neq \emptyset$; on the contrary, we begin with values of t near to $-\infty$). After the time $t_0 > 0$, we arrive the time $t = t_1$. We show that $t_1 \leq 0$. On the contrary, that is, $t_1 > 0$, $M_{t_1}^-$ and $M_{t_1}^*$ have a common (interior or boundary) contact point p , where $M_{t_1}^*$ locally lies over $M_{t_1}^-$ with respect to the vector $N(p)$. Assume that $p = q^*$ with $q \in M_{t_1}^+$, the reflection of the point q about the plane P_{t_1} . We have two cases:

1. If p is an interior point of both surfaces $M_{t_1}^-$ and $M_{t_1}^*$, then $H(q) \geq H(p)$, that is, $ar(q)^2 \geq ar(p)^2$. As $a < 0$, $r(q) \leq r(p)$: contradiction (even if $p \in M_0^-$).
2. If $p \in \partial M_{t_1}^- \cap \partial M_{t_1}^*$, then $q^* = q = p$. The maximum principle says that $H(x) \geq H(y)$ for $x \in M_{t_1}^*$, $y \in M_{t_1}^-$ near to p with $\pi(x) = \pi(y)$, being π the orthogonal projection onto the common tangent plane $T_p M_{t_1}^- = T_p M_{t_1}^*$. Then $ar(z)^2 \geq ar(y)^2$, with $x = z^*$, $z \in M_{t_1}^+$, that is, $r(z) \leq r(y)$, obtaining a contradiction again.

As conclusion, we have proved that $t_1 \leq 0$. In particular, $M_{t_1}^- \neq \emptyset$. With a similar reasoning and with vertical planes coming from $t = -\infty$, we show that $t_1 \geq 0$ and thus $t_1 = 0$ proving that P_0 is a plane of symmetry of M . q.e.d

With a similar argument, we obtain the version of Theorem 10 in the case that $\partial M \neq \emptyset$.

Corollary 8 *Let P a horizontal plane and let Q be a plane containing the x_3 -axis. Set $R = P \cap Q$. Consider $\Gamma \subset P$ a Jordan curve and denote by $\Omega \subset P$ the bounded domain by Γ . Assume that Γ is symmetric with respect to the reflections about Q and that R divides Γ into two pieces that are graphs on R . Let M be a rotating liquid drop bounded by Γ such that M lies in one side of P and that with the choice of the Gauss map that points inside of $M \cup \Omega$, the mean curvature $2H(x) = ar^2 + b$ satisfies $a < 0$. Then Q is a plane of symmetry of M . In the particular case that $\Gamma \subset P$ is a circle centred at that x_3 -axis, then M is an axisymmetric surface.*

The following result compares rotating graphs with stationary rotating surfaces that lie in solid vertical cylinders.

Theorem 11 *Let Γ be a Jordan curve contained in a horizontal plane P and Ω the corresponding bounded planar domain. Suppose that there exists a stationary rotating graph G on Ω with $\partial G = \Gamma$ and assume that the mean curvature $2H_G(x) = ar^2 + b$ does not vanish at any point of G . Let M be a stationary rotating surface bounded by Γ with the following conditions:*

1. *The mean curvature H of M satisfies $|2H(x)| = |ar^2 + b|$.*
2. *The surface $x(M)$ lies in $\Omega \times \mathbb{R}$.*

Then $x(M)$ either coincides with G or with its reflection about P .

Proof: Denote by G^* the reflection of G about the plane P . Without loss of generality, we suppose that the mean curvature H_G is positive with the orientation N_G on the graph G pointing downwards (by the maximum principle, this implies that G lies above the plane P). We choose the orientation N on M whose mean curvature is exactly H_G . We move G upwards so it does not touch M and then we drop it until it reaches a contact point p with M for the first time. Denote by G' the translated graph at this time. If $p \notin \Gamma$, then M and G' are tangent at p and $N(p) = \pm N_G(p)$. If $N(p) = N_G(p)$, and as the mean curvatures of G' and M agree for the same choice of normal vector fields at p , the maximum principle implies that M and G' should be coincide. This is a contradiction, since the boundaries $\partial M = \Gamma$ and $\partial G'$ lie at different heights. If $N(p) = -N_G(p)$, we change the orientation of M , namely, $N' = -N$, and the mean curvature $H' = -H < 0$. Then $N'(p) = N_G(p)$, but $H'(p) < H_G(p)$: by using the maximum principle, we arrive to a contradiction.

As conclusion, we can move G downwards until that G returns into its original position. Working now with the graph G^* , the same reasoning shows that M lies above G^* . If ν_M and ν_G denote the inner conormal unit vectors of M and G respectively along their common boundary Γ , we have proved that

$$|\langle \nu_M(p), E_3 \rangle| \leq \langle \nu_G(p), E_3 \rangle, \quad \forall p \in \Gamma.$$

If the equality holds at some point $p_0 \in \Gamma$, this means that M is tangent to G or G^* at p_0 . Now we use the boundary maximum principle which implies that either $M = G$ or $M = G^*$, proving the result.

Suppose, by way of contradiction, that we have

$$|\langle \nu_M(p), E_3 \rangle| < \langle \nu_G(p), E_3 \rangle$$

for each $p \in \Gamma$. Integrating this inequality along the common boundary $x(\partial M) = \Gamma = \partial G$, we have

$$\left| \int_{\partial M} \langle \nu_M, E_3 \rangle ds \right| \leq \int_{\partial M} |\langle \nu_M, E_3 \rangle| ds < \int_{\partial G} \langle \nu_G, E_3 \rangle ds. \quad (34)$$

We employ the integral formula (16) for both surfaces M and G :

$$\begin{aligned} \int_{\partial M} \langle \nu_M, E_3 \rangle ds &= -\frac{1}{4} \int_{\partial M} (ar^2 + 2b) \langle \alpha \wedge \alpha', E_3 \rangle ds. \\ \int_{\partial G} \langle \nu_G, E_3 \rangle ds &= -\frac{1}{4} \int_{\partial G} (ar^2 + 2b) \langle \alpha \wedge \alpha', E_3 \rangle ds. \end{aligned}$$

Since the integrands in the right-hand sides of the above two equations depend only on Γ and they are the same or of reverse sign depending of the direction of $\alpha|_{\partial M}$ and $\alpha|_{\partial G}$, we derive a contradiction with the inequality (34). *q.e.d*

We now extend Theorem 4 for rotating liquid drops with boundary.

Theorem 12 *Let P be a horizontal plane of \mathbb{R}^3 . Consider M a stationary rotating embedded surface with $\partial M \subset P$. Assume that the mean curvature is $2H(x) = ar^2 + b$, where $a \neq 0$ and $ab \geq 0$. If M lies in one side of P , then*

$$\max_{x \in M} \text{dist}(x, P) \leq \frac{|aR^2 + 2b|}{8\pi} \text{area}(M), \quad R = \max_{x \in M} r(x).$$

Proof: Without loss of generality, we suppose that M lies in the upper half-space determined by P . Consider W the domain that encloses $M \cup \Omega$, being Ω the bounded planar domain by ∂M . We orient M by the Gauss map that points inside W . By considering the highest point of M and the maximum principle, we deduce that the mean curvature is positive. Thus $a, b > 0$. We use the reflection method with horizontal planes. With the notation of Theorem 9, we have the next possibilities at the time t_1 :

1. $t_1 = 0$. Then M is a graph on Ω and Theorem 4 proves the result.
2. $t_1 > 0$ and there exists a tangent point between the surfaces $M_{t_1}^-$ and $M_{t_1}^*$. Then the maximum principle says that P_{t_1} is a plane of symmetry of M , which it is a contradiction because the boundary ∂M lies below P_{t_1} .
3. $t_1 > 0$ and $M_{t_1}^*$ and ∂M contact at some point. Then $M_{t_1}^+$ is a graph over a domain of P_{t_1} . Theorem 4 says again

$$\begin{aligned} \frac{1}{2} \max_{x \in M} \text{dist}(x, P) &\leq \max_{x \in M_{t_1}^+} \text{dist}(x, P_{t_1}) \leq \frac{|aR^2 + 2b|}{8\pi} \text{area}(M_{t_1}^+) \\ &\leq \frac{|aR^2 + 2b|}{8\pi} \text{area}(M), \end{aligned}$$

and the desired estimate is obtained again.

q.e.d

We end this section with a result motivated by what happens in the theory of cmc-surfaces with boundary. If M is a cmc embedded surface with boundary, one asks under what conditions the symmetries of the boundary of a cmc-surface are inherited by the whole surface. For example, if Γ is a circle and $\partial M = \Gamma$, is M a spherical cap? If M lies in one side of the plane containing Γ , the Alexandrov reflection method proves that M is a spherical cap. Thus, one seeks conditions that assure that the surface lies in one side of P . Two results stand out in this setting. Assume that Γ is a closed curve contained in a plane P . The first one is due to Koiso [21] and shows that if M does not intersect the outside of Γ in P , then M lies in one side of P . The second result, due to Brito, Sa Earp, Meeks and Rosenberg [8], shows that if Γ is strictly convex and M is transverse to P along the boundary ∂M , then M is entirely contained in one of the half-spaces of \mathbb{R}^3 determined by P . Here, transversality means that the surface M is never tangent to the plane P along ∂M .

For stationary rotating surfaces, one poses the same question whether a stationary rotating surface bounded by a (horizontal) circle must be a surface of revolution. A first difference is that even if M lies in one side of P , P the plane containing ∂M , one cannot apply the Alexandrov reflection method (a special case is Theorem 10). With respect to Koiso's theorem, actually her result holds assuming that the mean curvature does not change of sign and thus, it is true for stationary rotating surfaces where H does not vanish. Finally, the result cited in [8] does not hold for stationary rotating surfaces even if the surface is axisymmetric: surfaces of type II (b) provide a counterexample of both results for cmc-surfaces as it can see in Figure 5. The last result in this section is related with this theorem.

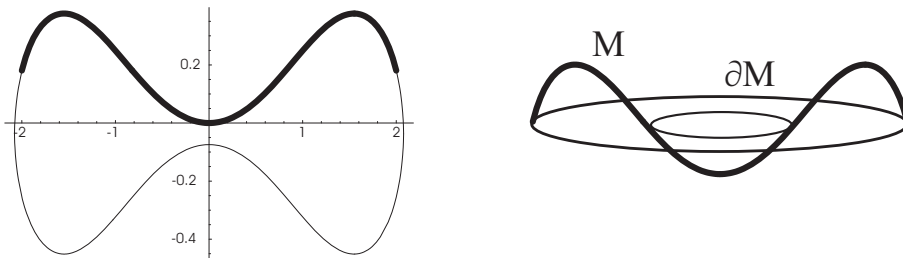


Figure 5: Rotating drop for $a = -1$ and $b = 1.2$. The bold line represents the generating curve of a rotating drop that is embedded and intersects the outside of the boundary in the plane P containing the boundary. Moreover, the surface is transverse to P . Anyway, the surface does not lie in one side of P .

Theorem 13 *Let Γ be a closed curve contained in a horizontal plane P and star-shaped with respect to O , the intersection point between P and the x_3 -axis. Let $\Omega \subset P$ be the corresponding bounded planar domain by Γ . Let M be a stationary rotating embedded surface with boundary Γ and suppose that M satisfies:*

1. *The mean curvature does not vanish on M .*
2. *The surface M does not intersects the domain Ω .*
3. *The surface M is transverse to P along Γ .*

Then M lies in one side of P . In particular, the result holds for horizontal convex curves whose inside intersects the x_3 -axis. See Figure 4 (b).

Proof: Without loss of generality, we suppose that P is the plane $x_3 = 0$ and H is positive on M . By transversality, in a neighborhood of the boundary ∂M the surface M is contained in one of the two connected components of $\mathbb{R}^3 \setminus P$, which, without loss of generality, can be assumed to be, the upper half-space. In this situation, we will prove that M is above P . We attach the domain Ω to M , obtaining a closed surface $M' = M \cup \Omega$. Thus, M' encloses a domain W of \mathbb{R}^3 . We orient M' by the mean curvature vector of M and let us denote by η_Ω the induced orientation on Ω .

We claim that N' points to the domain W . For this, we take the highest point p of M with respect to the plane P . In particular, p is an interior point of M and $N(p) = \pm E_3$. As the mean curvature H of M is positive, the maximum principle implies that $N(p) = -E_3$, and so, N points to W .

We show the theorem by way of contradiction: assume that M has points below P . We use Equation (16) and the notation that appears there. Because Γ is a star-shaped curve with respect to the origin, the function $\langle x \wedge \alpha', E_3 \rangle$ has sign along $\partial\Omega$. We show that this sign is positive. Since M does not intersect Ω and N points towards W , the orthogonal projection of the restriction $N|_{\partial M}$ onto the plane P points outside Ω . This means that $\alpha' = \nu \wedge N|_{\partial\Omega}$ follows the counterclockwise direction along ∂M . Thus $\langle x \wedge \alpha', E_3 \rangle > 0$ along ∂M . Once proved this, we remark that the function $\nu_3 = \langle \nu, E_3 \rangle$ is also positive. Using Equation (16), we arrive to a contradiction and this completes the proof. *q.e.d*

Remark 5 *Actually, one can replace the hypothesis on the transversality by the fact that the surface lies locally in one side of P around Γ . With the same notation as in the above proof, this means that $\int_{\partial M} \nu_3 ds \geq 0$. Thus, the left side of (16) implies that $a = b = 0$ and $H = 0$: contradiction.*

6 Stability

In this section we give two results on stability. The first one refers to strongly stability and assures that any stationary rotating graph is strongly stable. This generalizes a well known result of the theory of minimal surfaces in Euclidean space. According to Section 2, we define the energy of a stationary rotating surface as follows. Let $x : M \rightarrow \mathbb{R}^3$ be an immersed compact surface with mean curvature $2H(x) = ar^2 + b$ for any $x \in M$. We define the energy of the immersion x as

$$E(x) = \int_M 1 dM + a \int_M r^2 x_3 N_3 dM + b \int_M x_3 N_3 dM.$$

The description of each one of the integrals that appears in the right-hand side is the following. The first one represents the area of the surface and is proportional to the surface tension energy; the second integral is the energy of the centrifugal force of the surface with respect to the x_3 -axis; and the last one is the algebraic volume between the surface and the plane $x_3 = 0$.

Theorem 14 *Let M be a stationary rotating surface that is a graph on some horizontal domain $\Omega \subset \mathbb{R}^2$. Then M is strongly stable. Moreover, there holds the following property about the energy*

of M . Let $y : M' \rightarrow \mathbb{R}^3$ be an immersion of a compact oriented surface M' with the same boundary as M in such way that $M \cup M'$ defines an oriented 3-chain W . If M' is included in the vertical solid cylinder $\Omega \times \mathbb{R}$, then $E(M) \leq E(y)$.

Proof: The function $N_3 = \langle N, E_3 \rangle$ is a non-vanishing function on the surface that satisfies $L[N_3] = 0$: see (4). It follows from standard theory that this is equivalent to say that M is strongly stable.

For the proof of the second part of Theorem, we use an argument of calibration type . Assume that $M = \text{graph}(u)$, where u is a smooth function defined on Ω . Consider the orientation on M pointing upwards, that is,

$$N(x) = \frac{1}{\sqrt{1 + |Du|^2}} \left(-\frac{\partial u}{\partial x_1}, -\frac{\partial u}{\partial x_2}, 1 \right)(x), \quad x \in M$$

On $\Omega \times \mathbb{R}$, we define the vector field

$$Z(x_1, x_2, x_3) = N(x_1, x_2) + (ar^2 + b)x_3E_3,$$

where the mean curvature of M is $H = ar^2 + b$. Then

$$\text{div}_{\mathbb{R}^3} Z = \text{div}_{\mathbb{R}^3} N + (ar^2 + b) = -2H + (ar^2 + b) = 0.$$

Using the divergence theorem in the chain W , one has

$$0 = \int_M \langle Z, N \rangle dM - \int_{M'} \langle Z, N' \rangle dM',$$

where N' is the orientation on M' induced by W . The first integral in the right-hand side is

$$\int_M \langle Z, N \rangle dM = \int_M \left(1 + (ar^2 + b)x_3N_3 \right) dM = E(M).$$

On the other hand, the second integral is

$$\begin{aligned} \int_{M'} \langle Z, N' \rangle dM' &= \int_{M'} \left(\langle N, N' \rangle + (ar^2 + b)x_3N'_3 \right) dM' \\ &\leq \int_{M'} \left(1 + (ar^2 + b)x_3N'_3 \right) dM' = E(y). \end{aligned}$$

where here we have used $\langle N, N' \rangle \leq 1$. Hence it follows the result. *q.e.d*

The second result is about the stability of axisymmetric rotational closed surfaces. Let M be a such surface whose mean curvature is $2H(x) = ar^2 + b$ and let N be its Gauss map. From (7) and because $\partial M = \emptyset$, the coordinates functions of N satisfy $\int_M N_i dM = 0$. Thus they are test functions to study the stability of the surface. Consider $i \in \{1, 2\}$. Equation (3) leads to $L[N_i] = -2ax_i$. We then compute $-\int_M N_i \cdot L[N_i] dM$:

$$-\int_M N_i \cdot L[N_i] dM = 2a \int_M x_i N_i dM, \quad i = 1, 2.$$

We calculate this integral on M . Assume that M is symmetric with respect to the plane $x_3 = 0$. We parametrize the lower part of M , that is, $M \cap \{x_3 \leq 0\}$, as $x(r, \theta) = (r \cos \theta, r \sin \theta, u(r))$, $r \in [0, c_0)$, $\theta \in \mathbb{R}$. Here $u = u(r)$ is a solution of (25)-(26) and $[0, c_0)$ is the maximal interval of definition. For our purposes, it is sufficient to consider the function N_1 . Then

$$2a \int_M x_1 N_1 dM = -4a \int_0^{c_0} \int_0^{2\pi} r^2 \cos^2 \theta u'(r) dr d\theta = -4\pi a \int_0^{c_0} r^2 u'(r) dr.$$

The surfaces of type I satisfy $a > 0$ and $u'(r) > 0$. Thus

Theorem 15 *Axisymmetric rotating surfaces of type I are not stable.*

We end this paper with several natural questions that could and should be addressed within this theory of stationary rotating surfaces.

1. Let M be a rotating liquid drop with non-empty boundary. Assume that ∂M lies in a horizontal plane and that the mass center of ∂M lies in the x_3 -axis. Does the mass center of M lie in the x_3 -axis? For example, if ∂M is a horizontal circle centred at x_3 -axis.
2. Let M be a rotating liquid drop whose boundary is a circle in a horizontal plane. Is M a surface of revolution? The same if the boundary are two coaxial circles in horizontal planes.
3. What axisymmetric stationary rotating surfaces bounded by a circle are stable?

References

- [1] Aguiar, D.: Stability of rotating liquid films. Q. J. Mech. Appl. Math. 55, 327–343 (2002)
- [2] Albano, S., Gonzalez, E.H.A.: Rotating drops. Indiana Univ. Math. J. 32, 687–702 (1983)
- [3] Alexandrov, A.D.: Uniqueness theorems for surfaces in the large V. Vestnik Leningrad Univ. Math. 13, 5–8 (1958); English translation: AMS Transl. 21, 412–416 (1962)
- [4] Athanassenas, M.: Rotating drops trapped between parallel planes. Ann. Sc. Norm. Super Pisa Cl. Sci. 26, 749–762 (1998)
- [5] Auchmuty, J.E.G.: Existence of axisymmetric equilibrium figures. Arch. Ration. Mech. Anal. 65, 249–261 (1977)
- [6] Aussillous P., Queré, D.: Shapes of rolling liquid drops. J. Fluid Mech. 512, 133–151 (2004)
- [7] Beer, A.: Einleitung in der mathematische Theorie der Elasticität und Capillarität, part 2. A. Gissen Verlag, Leipzig (1869)
- [8] Brito, F., Sa Earp, R., Meeks W., Rosenberg, H.: Structure theorems for constant mean curvature surfaces bounded by a planar curve, Indiana Univ. Math. J. 40, 333–343 (1991)
- [9] Brown, R. A., Scriven, L. E.: The shape and stability of rotating liquid drops. Proc. Roy. Soc. London A 371, 331–357 (1980)

- [10] Brown, R. A., Scriven, L. E.: New class of asymmetric shapes of rotating liquid drops. *Phys. Rev. Lett.* 45, 180–183 (1980)
- [11] Caffarelli, L.A., Friedman, A.: The shape of axisymmetric rotating fluid. *J. Funct. Anal.* 35, 109–142 (1980).
- [12] Cardoso, V., Gualtieri, L.: Equilibrium configurations of fluids and their stability in higher dimensions. *Class. Quant. Grav.* 23, 7151–7198 (2006)
- [13] Chandrasekhar, S.: *Ellipsoidal Figures of Equilibrium*, Yale Univ. Press, New Haven, Conn. (1962)
- [14] Chandrasekhar, S.: The stability of a rotating liquid drop. *Proc. Roy. Soc. London A* 286, 1–26 (1965)
- [15] Congedo, G.: Rotating drops in a vessel. Existence of local minima. *Rend. Sem. Mat. Univ. Padova* 72, 135–156 (1984)
- [16] Congedo, G., Emmer, M., Gonzalez, E.H.A.: Rotating drops in a vessel. *Rend. Sem. Mat. Univ. Padova* 70, 167–186 (1983)
- [17] Gulliver, R.: Tori of prescribed mean curvature and the rotating drop, *Soc Math. de France, Astérisque*, 118, 167–179 (1984)
- [18] Heinz, H.: On the nonexistence of a surface of constant mean curvature with finite area and prescribed rectifiable boundary. *Arch Rational Mech Anal* 35, 249–252 (1969)
- [19] Hopf, H.: *Differential Geometry in the Large. Lecture Notes in Mathematics 1000*, Springer, Berlin (1983)
- [20] Hynd, R., McCuan, J.: On toroidal rotating drops. *Pacific J. Math.* 224, 279–289 (2006)
- [21] Koiso, M.: Symmetry of hypersurfaces of constant mean curvature with symmetric boundary. *Math. Z.* 191, 567–574 (1986)
- [22] Koiso, M., Palmer, B.: Geometry and stability of bubbles with gravity. *Indiana Univ. Math. J.* 54, 65–98 (2005)
- [23] Kopal, Z.: *Figures of Equilibrium in Celestial Bodies*, Univ. of Wisconsin Press, Madikson (1960)
- [24] Lee, C. P., Anilkumar, A. V., Hmelo, A. B., Wang, T. G.: Equilibrium of liquid drops under the effects of rotation and acoustic flattening: results from USML-2 experiments in Space. *J. Fluid Mech.* 354, 43–67 (1998)
- [25] McCuan, J.: Retardation of Plateau-Rayleigh instability: a distinguishing characteristic among perfectly wetting fluids. MSRI Preprint # 1997-011. arXiv:math/9701214v1 (1997)
- [26] Plateau, J. A. F.: Experimental and theoretical researches on the figures of equilibrium of a liquid mass withdrawn from the action of gravity. *Annu. Rep. Board Regents Smithson. Inst.* 207–285 (1863)
- [27] Poincaré, H.: Sur l'équilibre d'une masse fluide animée d'un mouvement de rotation. *Acta Mathematica* 7, 259–380 (1885)

- [28] Ross, D.K.: The shape and energy of a revolving liquid mass held together by surface tension. *Austral. J. Phys.* 21, 823–835 (1968)
- [29] Serrin, J.: On surfaces of constant mean curvature which span a given space curve. *Math. Z.* 112, 77–88 (1969)
- [30] Smith, D. R., Ross J. E.: Universal shapes and bifurcation for rotating incompressible fluid drops. *Methods. Appl. Anal.* 1, 210–228 (1994)
- [31] Wang, T. G., Trinh, E. H., Croonquist, A. P., Elleman, D. D.: Shapes of rotating free drops: Spacelab experimental results. *Phys. Rev. Lett.* 56, 452–455 (1986)
- [32] Wavre, R.: *Figures Planétaires et Géodésie*, Gauthier-Villars, Paris (1932)
- [33] Wentz, H. C.: Existence theorems for surfaces of constant mean curvature and perturbations of a liquid globule in equilibrium. Ph.D. thesis, Harvard University, Cambridge, MA, 1966
- [34] Wentz, H. C.: The symmetry of sessile and pendant drops. *Pac. J. Math.* 88, 387–397 (1980)
- [35] Wentz, H. C.: The symmetry of rotating fluid bodies. *Manuscripta math.* 39, 287–296 (1982)