

# J-DIAGRAMS AND TOTALLY POSITIVE BASES INSIDE THE NONNEGATIVE GRASSMANNIAN

SUHO OH

ABSTRACT. There is a cell decomposition of the nonnegative Grassmannian. For each cell, totally positive bases (TP-bases) is defined as the minimal set of Plücker variables such that all other nonzero Plücker variables in the cell can be expressed in those variables in a subtraction-free rational function. This is the generalization of the TP-bases defined for nonnegative part of  $GL_k$  defined in [FZ5].

For each cell, we have a J-diagram and a natural way to label the dots inside the diagram with Plücker variables. Those set of Plücker variables form a TP-bases of the cell. Using mutations coming from 3-term Plücker relation, we conjecture that they can be mutated to a special set of Plücker variable  $\mathcal{S}$ . All other nonzero Plücker variables in the cell will be expressed as a subtraction-free Laurent polynomial in variables of  $\mathcal{S}$ . We define TP-diagrams to express the transformation procedure in terms of moves on a diagram.

We will prove the conjecture for certain class of cells called weakly-connected cells. Then we will study the connection with cluster algebras through lattice-path-matroid cells.

## 1. INTRODUCTION

Cluster algebras were first defined by Fomin and Zelevinsky to study total positivity in algebraic groups and canonical bases in quantum groups. In a naive sense, a cluster algebra is a ring generated by a set of generators called cluster variables. The cluster variables are grouped into seeds. The cluster variables are obtained recursively from initial seeds by a process called mutation. One of the nice properties of cluster algebras is that given any seed, all other cluster variables can be expressed as a Laurent polynomial in variables of the seed. The nonnegativity conjecture states that the Laurent polynomial is subtraction-free. We will study a related problem.

Fomin-Zelevinsky ([FZ5]) investigated the decomposition of the totally nonnegative part of  $GL_k$  into cells, called the double Bruhat cells. They defined totally positive bases (TP-bases) as the set of minimal set of minors  $\mathcal{B}$  such that all other minors can be expressed as subtraction-free rational function in terms of minors in  $\mathcal{B}$ . They also showed that minors coming from double-wiring diagrams form a TP-bases. It is conjectured in [FZ6] that in each cell, all minors can be expressed as subtraction-free Laurent polynomial in any set of minors coming from any configuration of a double-wiring diagram of the cell. We want to generalize this.

The totally nonnegative Grassmannian  $Gr_{kn}^{tnn}$  is defined as the set of elements in the Grassmannian  $Gr_{kn}$  with all nonnegative Plücker coordinates. This was motivated from the classical notion of totally positive matrix, which is a matrix with all positive minors. It is well known that there is a decomposition of  $Gr_{kn}$  into cells  $S_{\mathcal{M}}$ , the matroid strata. We can take the intersection of  $S_{\mathcal{M}}$  with  $Gr_{kn}^{tnn}$  to obtain a cell decomposition. Denote them  $S_{\mathcal{M}}^{tnn}$  and we call the matroids such that  $S_{\mathcal{M}}$  is nonempty as positroids. We call the cells as positroid cells.

For each cells, we will study the TP-bases. TP-bases for each cell is defined as the set of algebraically independent Plücker variables  $\mathcal{B}$  such that all other nonzero variables in the cell can be expressed as subtraction-free rational function in variables of  $\mathcal{B}$ .

---

*Date:* August 30, 2008.

The author was supported in part by Samsung Scholarship.

Be aware that TP-bases we use are different from TP-basis in [DKK]. In [DKK], TP stands for tropical Plücker, while our usage of TP stands for totally positive. Nonetheless, they are related, and we show how in the last section.

For each cell, there is a combinatorial object called  $\lrcorner$ -diagram. There is a canonical way to label the dots inside the  $\lrcorner$ -diagrams with Plücker variables. Let  $\mathcal{S}$  be the set of such Plücker variables, then  $\mathcal{S}$  is a TP-bases. We call them the canonical TP-bases of the cell. Motivated from seed mutations of the cluster algebra, we will use Plücker mutation induced from 3-term-Plücker relations on our TP-bases. We say  $\mathcal{S}$  and  $\mathcal{S}'$  are mutation equivalent if  $\mathcal{S}'$  can be obtained from  $\mathcal{S}$  by Plücker mutations.

For a  $\lrcorner$ -diagram, the boundary forms a lattice path from the upper-right corner to lower-left corner. Label the  $n$  steps in this path by numbers  $1, \dots, n$  consecutively. Define  $I = I(\lambda)$  as the set of labels of  $k$  vertical steps in the path. Put dots on each edge of the boundary path. Connect all dots on same row and connect all dots on the same column. Then we get a  $\lrcorner$ -graph. On a  $\lrcorner$ -graph, direct all horizontal edges leftward and vertical edges downward. Put a weight on each edge, but let the value be 1 for all vertical edges. Denote weight of each horizontal edge  $e$  by  $x_e$ . We call this a  $\lrcorner$ -network. Then this  $\lrcorner$ -network completely parametrizes the cell( $[P]$ ).

Let  $I = \{i_1, \dots, i_k\}, [n] \setminus I = \{j_1, \dots, j_{n-k}\}$  such that  $i_1 < \dots < i_k, j_1 > \dots > j_{n-k}$ . The Plücker variable  $\Delta_{X,Y}$  denotes

$$\Delta_{(I \setminus \{i_{x_1}, \dots, i_{x_k}\}) \cup \{j_{y_1}, \dots, j_{y_k}\}}$$

where  $X = \{x_1, \dots, x_r\}, Y = \{y_1, \dots, y_r\}, r \leq k$ . Setting  $\Delta_{\phi, \phi} = \Delta_{I(\lambda)} = 1$ , we get

$$\Delta_{H,J} = \sum_{P:H \rightarrow J} \prod_{e \in P} x_e$$

where  $P : H \rightarrow J$  indicates non-vertice-crossing paths from source  $H$  to sinks  $J$ .

We conjecture the following.

**Conjecture 1.** *For any cell in the nonnegative Grassmannian, canonical TP-bases  $\mathcal{S}$  is mutation equivalent to a TP-bases  $\mathcal{S}'$  such that all edge weights of  $\lrcorner$ -network can be expressed as Laurent monomial in variables of  $\mathcal{S}'$ . This implies that all nonzero Plücker variables in the cell can be expressed as a subtraction-free Laurent polynomial in variables of  $\mathcal{S}'$ .*

This will be proved for certain class of cells called weakly-connected cells. We will construct an algorithm to go from  $\mathcal{S}$  to  $\mathcal{S}'$  and every Plücker mutation we use will be expressed as a move on the  $\lrcorner$ -diagram.

**Theorem 2.** *For any weakly-connected cell in the nonnegative Grassmannian, canonical TP-bases  $\mathcal{S}$  is mutation equivalent to a TP-bases  $\mathcal{S}'$  such that all edge weights of  $\lrcorner$ -network can be expressed as Laurent monomial in variables of  $\mathcal{S}'$ . This implies that all nonzero Plücker variables in the cell can be expressed as a subtraction-free Laurent polynomial in variables of  $\mathcal{S}'$ .*

Now let's see how this is related to cluster algebras. The seeds and the mutation process can be expressed in terms of quivers. For each cell, we can get a quiver from the  $\lrcorner$ -diagram. And from that quiver, we can assign a cluster algebra. Call this the canonical cluster algebra of the cell. We have the following result.

Pick a skew Young diagram inside  $k$ -by- $(n-k)$  rectangle. Denote the shape by  $\lambda/\mu$ . For Young diagram  $\lambda$ , put dots inside boxes in  $\lambda/\mu$ . Then we get a  $\lrcorner$ -diagram. There is a cell associated to the  $\lrcorner$ -diagram. This cell is a special case of set of weakly-connected cells. Such cells come from lattice-path-matroids. Let's say a box in the diagram is at  $(x, y)$  if it is at  $x$ -th row and  $y$ -th column.

**Theorem 3.** *For each box  $(a, b)$ , denote  $k_{a,b}$  as the maximal number such that there is a box inside the diagram at  $(a+k_{a,b}, b+k_{a,b})$ . Define  $X_{a,b}$  as  $\{a, a+1, \dots, a+k_{a,b}\}$  and  $Y_{a,b}$  as  $\{b, b+1, \dots, b+k_{a,b}\}$ .*

Let  $\mathcal{S}'$  be set of Plücker variables of form  $\Delta_{X_{a,b}, Y_{a,b}}$  for all dots in the  $\lrcorner$ -diagram. Set  $x_e$  where  $e$  is an edge heading towards  $(x, y)$  as  $\Delta_{X_x, Y_y} \Delta_{X_{x+1}, Y_{y+2}} / \Delta_{X_x, Y_{y+1}} \Delta_{X_{x+1}, Y_{y+1}}$ .  $\Delta_{H, J}$  where  $H \not\subseteq [n]$  or  $J \not\subseteq [n]$  is considered to be 1.

$\mathcal{S}'$  is a TP-basis that is mutation equivalent to the canonical TP-basis of the cell. Furthermore,  $\mathcal{S}'$  is a cluster inside the cluster algebra associated to the cell.

How we prove the theorem is the following. Since the cells we are looking at are weakly connected, our algorithm for TP-bases gives us  $\mathcal{S}'$  from the canonical TP-bases. And we will show that for such cells described in the theorem, our transformation process is exactly the seed mutation of the associated cluster algebra. To show this, we use the transformation process for plabic graphs described in [P].

The paper is organized as follows. In section 2, we go over the basics of nonnegative Grassmannian and  $\lrcorner$ -diagrams. In section 3, we go over the basics of cluster algebras. In section 4, we go over the basics of plabic graphs. In section 5, we go over the basics of  $\lrcorner$ -networks and how they parametrize the cells of nonnegative Grassmannian. In section 6, we define TP-bases and state the main theorem. We also state an algorithm such that when applied recursively, proves the theorem. In section 7, we show an example of how the algorithm works. In section 8,9 and 10 is devoted to proving the main lemma. In section 11, we prove the main theorem and show how to obtain  $\mathcal{S}'$  from  $\mathcal{S}$  using the algorithm. In section 12, we apply our algorithm on lattice-path-matroid cells and connect TP-bases to cluster algebras. In section 13, we provide some open problems.

**Acknowledgment** I would like to thank my adviser, Alexander Postnikov for introducing me to the field, and helping me with useful advices.

## 2. NON-NEGATIVE GRASSMANNIAN, POSITROIDS AND $\lrcorner$ -DIAGRAMS

Ordering  $<_w, w \in S_n$  is defined as  $a <_w b$  if  $w^{-1}a < w^{-1}b$  for  $a, b \in [n]$ .

**Definition 4.** Let  $A, B \in \binom{[n]}{k}$ ,  $w \in S_n$  where

$$A = \{i_1, \dots, i_k\}, i_1 <_w i_2 <_w \dots <_w i_k$$

$$B = \{j_1, \dots, j_k\}, j_1 <_w j_2 <_w \dots <_w j_k$$

Then we set  $A \leq_w B$  if and only if  $i_1 \leq_w j_1, \dots, i_k \leq_w j_k$ . This is called the Gale ordering on  $\binom{[n]}{k}$  induced by  $w$ . We denote  $\leq_t$  for  $t \in [n]$  as  $<_{c^{t-1}}$  where  $c = (1, \dots, n) \in S_n$ .

We can define matroids from above ordering, see [G],[BGW].

**Definition 5.** Let  $\mathcal{M} \subseteq \binom{[n]}{k}$ . Then  $\mathcal{M}$  is a matroid if and only if  $\mathcal{M}$  satisfies the following property. For every  $w \in S_n$ , the collection  $\mathcal{M}$  contains a unique member  $A \in \mathcal{M}$  maximal in  $\mathcal{M}$  with respect to the partial order  $\leq_w$ .

Now we can define a *Schubert matroid* using the partial order  $\leq_w$ .

**Definition 6.** For  $I = (i_1, \dots, i_k)$ , the *Schubert Matroid*  $SM_I^w$  consists of bases  $H = (j_1, \dots, j_k)$  such that  $I \leq_w H$ .

Now let's recall the Grassmannian. For detailed explanation, see [F]. An element in the Grassmannian  $Gr_{kn}$  can be understood as a collection of  $n$  vectors  $v_1, \dots, v_n \in \mathbb{R}^k$  spanning the space  $\mathbb{R}^k$  modulo the simultaneous action of  $GL_k$  on the vectors. The vectors  $v_i$  are the columns of a  $k \times n$ -matrix  $A$  that represents the element of the Grassmannian. Then an element  $V \in Gr_{kn}$  represented by  $A$  gives the matroid  $\mathcal{M}_V$  whose bases are the  $k$ -subsets  $I \subset [n]$  such that  $\Delta_I(A) \neq 0$ .

Then  $Gr_{kn}$  has a subdivision into *matroid strata*  $S_{\mathcal{M}}$  labeled by some matroids  $\mathcal{M}$ :

$$S_{\mathcal{M}} := \{V \in Gr_{kn} | \mathcal{M}_V = \mathcal{M}\}$$

The elements of the stratum  $S_{\mathcal{M}}$  are represented by matrices  $A$  such that  $\Delta_I(A) \neq 0$  if and only if  $I \in \mathcal{M}$ . Now we define the Schubert matroids, which corresponds to the cells of the matroid strata.

Let us define the totally nonnegative Grassmannian, its cells and positroids.

**Definition 7** ([P]). The *totally nonnegative Grassmannian*  $Gr_{kn}^{tnn} \subset Gr_{kn}$  is the quotient  $Gr_{kn}^{tnn} = GL_k^+ \backslash Mat_{kn}^{tnn}$ , where  $Mat_{kn}^{tnn}$  is the set of real  $k \times n$ -matrices  $A$  of rank  $k$  with nonnegative *maximal* minors  $\Delta_I(A) \geq 0$  and  $GL_k^+$  is the group of  $k \times k$ -matrices with positive determinant.

**Definition 8** ([P]). The *totally nonnegative Grassmann cells*  $S_{\mathcal{M}}^{tnn}$  in  $Gr_{kn}^{tnn}$  is defined as  $S_{\mathcal{M}}^{tnn} := S_{\mathcal{M}} \cap Gr_{kn}^{tnn}$ .  $\mathcal{M}$  is called a *positroid* if the cell  $S_{\mathcal{M}}^{tnn}$  is nonempty.

Note that from above definitions, we get

$$S_{\mathcal{M}}^{tnn} = \{GL_k^+ \bullet A \in Gr_{kn}^{tnn} \mid \Delta_I(A) > 0 \text{ for } I \in \mathcal{M}, \Delta_I(A) = 0 \text{ for } I \notin \mathcal{M}\}$$

*Remark 9.* For  $k$ -by- $n$  matrix  $A$  such that  $A_{\{1, \dots, k\}} = ID_k$ , define  $\phi(A) = B$  where  $B = (b_{ij})$  is a  $k$ -by- $(n - k)$ -matrix such that  $b_{ij} = (-1)^{k-j} a_{i+k, j}$ . Then  $\phi$  induces isomorphism between totally nonnegative part of  $Gr_{k, 2k}$  such that  $\Delta_{\{1, \dots, k\}} > 0$  and  $\Delta_{\{k+1, \dots, 2k\}} > 0$  and the totally nonnegative part of  $GL_k$ . Moreover, it gives isomorphisms between double Bruhat cells in  $GL_k$  and cells  $S_{\mathcal{M}}^{tnn} \subset Gr_{k, 2k}^{tnn}$  such that  $\{1, \dots, k\}, \{k+1, \dots, 2k\} \in \mathcal{M}$ .

In [P], Postnikov showed a bijection between each positroid cells and an combinatorial object called Grassmann necklace. He also showed that those necklaces can be represented as objects called decorated permutations. Let's first see how they are defined.

**Definition 10** ([P]). A *Grassmann necklace* is a sequence  $\mathcal{I} = (I_1, \dots, I_n)$  of subsets  $I_r \subseteq [n]$  such that, for  $i \in [n]$ , if  $i \in I_i$  then  $I_{i+1} = (I_i \setminus \{i\}) \cup \{j\}$ , for some  $j \in [n]$ ; and if  $i \in I_i$  then  $I_{i+1} = I_i$ . (Here the indices are taken modulo  $n$ .) In particular, we have  $|I_1| = \dots = |I_n|$ .

**Definition 11** ([P]). A decorated permutation  $\pi^i = (\pi, col)$  is a permutation  $\pi \in S_n$  together with a coloring function  $col$  from the set of fixed points  $\{i \mid \pi(i) = i\}$  to  $\{1, -1\}$ . That is, a decorated permutation is a permutation with fixed points colored in two colors.

It is easy to see the bijection between necklaces and decorated permutations. To go from a Grassmann necklace  $\mathcal{I}$  to a decorated permutation  $\pi^i = (\pi, col)$

- if  $I_{i+1} = (I_i \setminus \{i\}) \cup \{j\}$ ,  $j \neq i$ , then  $\pi(i) = j$
- if  $I_{i+1} = I_i$  and  $i \notin I_i$  then  $\pi(i) = i$ ,  $col(i) = 1$
- if  $I_{i+1} = I_i$  and  $i \in I_i$  then  $\pi(i) = i$ ,  $col(i) = -1$

To go from a decorated permutation  $\pi^i = (\pi, col)$  to a Grassmann necklace  $\mathcal{I}$

$$I_r = \{i \in [n] \mid i <_r \pi^{-1}(i) \text{ or } (\pi(i) = i \text{ and } col(i) = -1)\}.$$

Recall we have defined  $<_r$  to be a total order on  $[n]$  such that  $r <_r r+1 <_r \dots <_r n <_r 1 <_r \dots <_r r-1$ . This is same as  $<_{c^{r-1}}$  where  $c = (1, \dots, n) \in S_n$ .

**Lemma 12** ([P]). For a matroid  $\mathcal{M} \subseteq \binom{[n]}{k}$  of rank  $k$  on the set  $[n]$ , let  $\mathcal{I}_{\mathcal{M}} = (I_1, \dots, I_n)$  be the sequence of subsets such that  $I_i$  is the minimal member of  $\mathcal{M}$  with respect to  $\leq_i$ . Then  $\mathcal{I}_{\mathcal{M}}$  is a Grassmann necklace.

**Theorem 13** ([O]).  $\mathcal{M}$  is a positroid if and only if for some Grassmann necklace  $(I_1, \dots, I_n)$ ,

$$\mathcal{M} = \bigcap_{i=1}^n SM_{I_i}^{c^{i-1}}$$

In other words,  $\mathcal{M}$  is a positroid if and only if the following holds :  $H \in \mathcal{M}$  if and only if  $H \geq_t I_t$  for any  $t \in [n]$ .

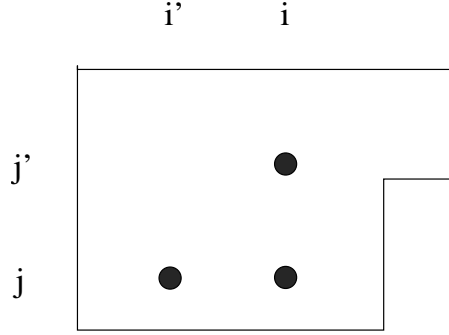


FIGURE 1.  $\lrcorner$ -property

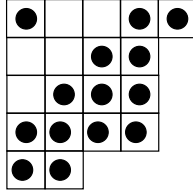


FIGURE 2. Example of a  $\lrcorner$ -diagram

In [P], Postnikov also showed a bijection between each positroid cells and an combinatorial object called  $\lrcorner$ -diagrams. So for a  $\lrcorner$ -diagram  $D$ , let's denote  $\mathcal{S}_D$  as the cell in the nonnegative Grassmannian corresponding to  $D$ .  $\lrcorner$ -diagrams come from  $\lrcorner$ -graphs, which are very special cases of plabic-graphs, which we will defined in section 4.

**Definition 14.** A Young diagram of shape  $\lambda$  is called a  $\lrcorner$ -diagram if it satisfies the following property. Each box is either empty or filled with one dot. For any three boxes indexed  $(i, j), (i', j), (i, j')$ , where  $i' < i$  and  $j' < j$ , if boxes on position  $(i', j)$  and  $(i, j')$  contain a dot inside, then the box on  $(i, j)$  also contains a dot. This property is called the  $\lrcorner$ -property.

The boundary of the diagram forms a lattice path from the upper-right corner to lower-left corner. Label the  $n$  steps in this path by numbers  $1, \dots, n$  consecutively. Define  $I(\lambda)$  as the set of lables of  $k$  vertical steps in the path. Put dots on each edge of the boundary path. Connect all dots on same row and connect all dots on the same column. Then we get a  $\lrcorner$ -graph.

Let's say a dot in the diagram is at  $(x, y)$  if it is at  $x$ -th row and  $y$ -th column. Denote  $I(\lambda)$  simply by  $I$ . Let  $I = \{i_1, \dots, i_k\}, [n] \setminus I = \{j_1, \dots, j_{n-k}\}$  such that  $i_1 < \dots < i_k, j_1 > \dots > j_{n-k}$ . The Plücker variable  $\Delta_{X,Y}$  is defined as  $\Delta_{(I \setminus \{i_{x_1}, \dots, i_{x_k}\}) \cup \{j_{y_1}, \dots, j_{y_k}\}}$  where  $X = \{x_1, \dots, x_r\}, Y = \{y_1, \dots, y_r\}, r \leq k$ . We define the rank of  $\Delta_{X,Y}$  as  $|X| = |Y|$ . Rank of the cell is defined as the maximal rank among nonzero Plücker variables. For convenience, we will write  $aX$  for  $\{a\} \cup X$  where  $a < \min(X)$ .  $Xb$  denotes  $X \cup \{b\}$  where  $b > \max(X)$ .  $aXb$  stands for  $X \cup \{a, b\}$  where  $a < \min(X), b > \max(X)$ .

**Definition 15.**  $\lrcorner$ -graph is obtained from a  $\lrcorner$ -diagram in the following way. Put a dot on center of each edge of the boxes on the southeast boundary of the diagram, and label them  $1, 2, \dots$  starting from northeast to southwest. Call these the boundary vertices. Now for each dot inside the  $\lrcorner$ -diagram, draw a horizontal line to its right, and vertical line to its bottom until it reaches the boundary of the diagram.

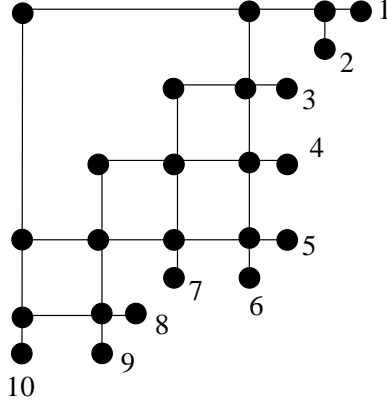


FIGURE 3. Example of a  $\lrcorner$ -graph

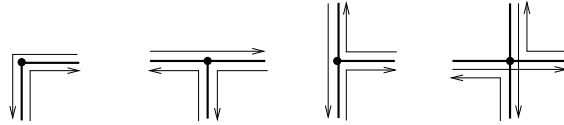


FIGURE 4. Rules of the road for  $\lrcorner$ -graphs

**Theorem 16** ([P]). *Define a map  $\chi$  that sends a  $\lrcorner$ -diagram to a decorated permutation  $\pi^\cdot = (\pi, \text{col})$  defined as following. Set  $\pi(i) = j$  where we reach  $j$  when we start from  $i$  and follow the rules of the road in Figure 4. If  $\pi(i) = i$ , set  $\text{col}(i) = -1$  if  $i$  is on a horizontal edge,  $\text{col}(i) = 1$  if otherwise. Then  $\chi$  is a bijection between  $\lrcorner$ -diagrams having lower boundary  $I$  and decorated permutations having  $I_1 = I$ , where  $\mathcal{I} = (I_1, \dots, I_n)$  is the Grassmann necklace of the decorated permutation.*

Lattice path matroids were defined in [BMN]. The name came from the fact that a lattice path matroid represents all lattice paths bounded between two lattice paths. They are special case of positroids.

**Definition 17.** *Lattice path matroids* are defined as the following. Let us be given a base set  $[n]$  and  $I, J \in \binom{[n]}{k}$  such that  $I \leq J$ .

$$LP_{I,J} = \{H \mid H \in \binom{[n]}{k}, I \leq H \leq J\} = SM_I \cap \tilde{S}M_J$$

Since  $I, J$  corresponds to two lattice paths in a  $(n-k)$ -by- $k$  grid,  $LP_{I,J}$  expresses all the lattice paths between them. Lattice path matroid is a positroid.

**Theorem 18** ([O]). *Let us be given a base set  $[n]$ ,  $I = \{i_1, \dots, i_k\}, J = \{j_1, \dots, j_k\} \in \binom{[n]}{k}$  such that  $i_1 < \dots < i_k, j_1 < \dots < j_k$  and  $I \leq J$ . Then  $LP_{I,J}$  is a positroid and corresponds to the decorated permutation  $\pi^\cdot = (\pi, \text{col})$  defined as the following.*

$$\pi(j_r) = i_r \text{ for all } r \in [k]$$

$$\pi(d_r) = c_r \text{ for all } r \in [n-k]$$

$$\text{If } \pi(t) = t \text{ then } \text{col}(t) = \begin{cases} -1 & \text{if } t \in J \\ 1 & \text{otherwise} \end{cases}$$

where  $[n] \setminus J = \{d_1, \dots, d_{n-k}\}, [n] \setminus I = \{c_1, \dots, c_{n-k}\}$  such that  $d_1 < \dots < d_{n-k}, c_1 < \dots < c_{n-k}$ .

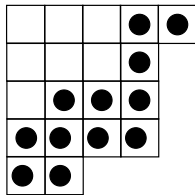


FIGURE 5. Example of a  $\lrcorner$ -diagram described in Lemma 20.

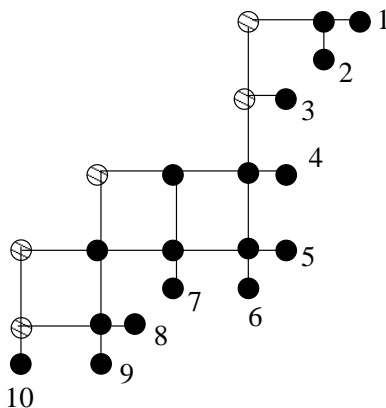


FIGURE 6. Anker points of  $i \in I_1$  are highlighted.

**Definition 19.** A lattice path inside a Young diagram is defined as the following. Start from the southwest corner of the diagram. We follow the edges of the boxes inside the diagram, going up or right all the time till we reach the northeast corner of the diagram.

**Proposition 20.** Cells corresponding to lattice path matroids have  $\lrcorner$ -diagram that looks like the following. Draw a lattice path inside the Young diagram. Then put dots inside the boxes that are to the bottom or to the right of the lattice path. See Figure 5.

*Proof.* Fix any Young diagram. Denote its shape by  $\lambda$ . Fix  $I$  as  $I(\lambda)$ . We will prove that decorated permutations coming from cells described in the statement has the form described in Theorem 18. This with the fact that number of  $LP_{I,J}$ 's equal the number of lattice paths inside the diagram proves the lemma.

In the  $\lrcorner$ -graph, for  $i \in I$ , call the leftmost dot on the same row the anker point of  $i$ . See Figure 6. To determine  $\pi^{-1}(i)$ , we move south, then east, then south, then east and repeat until we reach  $j \in [n]$ . This  $j$  being  $\pi^{-1}(i)$  follows by the rules of the road, since we have walked it in an opposite way. So  $\pi^{-1}(i)$  is completely determined by the anker point of  $i$ . Now for  $i' > i$ , anker point of  $i'$  would place south-west to  $i$ . (Either strictly south or strictly west or both.) This implies  $\pi^{-1}(i') > \pi^{-1}(i)$ . Similar argument works for  $i \notin [n]$ . So by argument above, the lemma follows.  $\square$

### 3. CLUSTER ALGEBRA AND QUIVERS

In this section we review the definition of cluster algebras. We first follow the original definition([FZ]), then express them again in terms of quivers.

A cluster algebra  $\mathcal{A}$  is a commutative ring contained in an ambient field  $\mathcal{F}$  isomorphic to the field of rational functions in  $m$  variables over  $\mathbb{Q}$ .  $\mathcal{A}$  is generated inside  $\mathcal{F}$  by a set of generators.

These generators are obtained from an initial seed via an iterative process of seed mutations which follows a set of canonical rules.

A seed in  $\mathcal{F}$  is a pair  $(x, B)$ , where

- $x = \{x_1, \dots, x_m\}$  is a set of  $m$  algebraically independent generators of  $\mathcal{F}$ , which is split into a disjoint union of an  $n$ -element cluster  $x_c = \{x_1, \dots, x_n\}$  and an  $(m - n)$ -element set of frozen variables  $x_f = \{x_{n+1}, \dots, x_m\}$
- $B = (b_{ij})$  is an  $m$ -by- $n$  integer matrix of rank  $n$  whose principal part  $B_p = (b_{ij})_{i,j \in [n]}$  is skew-symmetrizable, i.e., there exists a diagonal matrix  $D$  with positive diagonal entries such that  $DBD^{-1}$  is skew-symmetric.

The matrix  $B$  is called the exchange matrix of a seed. A seed mutation  $\mu_k$  in direction  $k \in \{1, \dots, n\}$  transforms a seed  $(x, B)$  into another seed  $(x', B')$  defined as follows:

- $x' = x \setminus \{x_k\} \cup \{x'_k\}$  where  $x'_k$  is found from exchange relation

$$x_k x'_k = \prod_{b_{ik} > 0} x_i^{b_{ik}} + \prod_{b_{ik} < 0} x_i^{-b_{ik}}$$

- $B' = \mu_k(B)$ , i.e.,  $B$  undergoes a matrix mutation.

Now we can express the seeds and seed mutations using quivers as in [K].

Quiver is an oriented graph. Loop in a quiver is an arrow whose source coincides with its target. 2-cycle is a pair of distinct arrows  $\alpha, \beta$  such that the source of  $\alpha$  equals target of  $\beta$  and vice versa. In this paper, we will restrict ourselves to quivers with no loops and no 2-cycles.

**Definition 21.** A seed is a pair  $(x, R)$ , where

- $R$  is a finite quiver without loops or 2-cycles with vertex set  $\{1, \dots, m\}$
- $x$  is defined as above.

Mutation  $\mu_k(x, R)$ ,  $1 \leq k \leq n$  of  $(x, R)$  at  $k$  is the seed  $(x', R')$  where

- $x' = x \setminus \{x_k\} \cup \{x'_k\}$  where  $x'_k$  is found from exchange relation

$$x'_k x_k = \prod_{i \rightarrow k} x_i + \prod_{k \rightarrow j} x_j$$

- $R'$  is obtained from  $R$  as follows:
  - (1) Reverse all arrows incident with  $k$
  - (2) For all vertices  $i \neq j$  distinct from  $k$ , modify the number of arrows between  $i$  and  $j$  as following:
    - If there were  $s$  edges  $i \rightarrow k$ ,  $t$  edges  $k \rightarrow j$  and  $r$  edges  $i \rightarrow j$ , then in  $R'$ , let there be  $r + st$  edges  $i \rightarrow j$ .
    - If there were  $s$  edges  $k \rightarrow i$ ,  $t$  edges  $j \rightarrow k$  and  $sr$  edges  $i \rightarrow j$ , then in  $R'$ , let there be  $r - st$  edges  $i \rightarrow j$ .

Let  $Q$  be a finite quiver with vertex set  $\{1, \dots, m\}$ . Consider the initial seed  $(x = \{x_1, \dots, x_m\}, Q)$ .

- Clusters are defined to be set of  $x'$ 's appearing in seeds  $(x', Q')$  obtained from  $(x, Q)$  by mutations described above.
- Cluster variables are defined to be union of elements of all clusters.

**Theorem 22** ([FZ4]). *Any cluster variable is expressed in terms of the variables  $x_1, \dots, x_m$  of any given seed as a Laurent polynomial with integer coefficients.*

The Laurent phenomenon is itself a very interesting subject, and there has been many interesting research about it. For more, see [FZ3] and [HS]. The following conjecture is called the nonnegativity conjecture for cluster algebras. This is one of the motivations for studying TP-bases.

**Conjecture 23** ([FZ4]). *Every coefficient in these Laurent polynomials is nonnegative.*



The above conjecture has been proven for all cluster algebras arising from acyclic quivers ([CR]). For a lot of the cells in the nonnegative Grassmannian, its quiver coming from canonical plabic graph has many cycles. So it is not known whether we can apply the results of [CR] to cluster algebras arising from cells of  $G_{kn}^{tnn}$ .

A cluster algebra is of finite type if the number of cluster variables are finite ([FZ2]). For cluster algebra of finite type, one of its seeds has its quiver corresponding to a Dynkin quiver. That is, if we delete dots corresponding to the frozen variables and its adjacent edges, and unorient all remaining edges, it becomes a simply laced Dynkin diagram. Aside from the above conjecture being proven, there has been many interesting research on cluster algebra of finite type. In ([CP]), Carroll and Price gave a combinatorial interpretation of the cluster variables in type  $A_n$  using paths and perfect matchings. In ([M]), Musiker gave a combinatorial interpretation of cluster variables of type  $A_n, B_n, C_n, D_n$  in terms of perfect matchings of graphs.

*Remark 24.* Cluster algebras of type A,D,E can be constructed from positroid cells. We will show this in the next section, in Proposition 30.

In the next section, we will define plabic graphs that corresponds to each cells in the non-negative Grassmannian. The dual graph of plabic graphs will be quivers, so we will be able to define a cluster algebra from those plabic graphs.

#### 4. PLABIC GRAPHS

**Definition 25.** A planar bicolored graph, or simply a plabic graph is a planar undirected graph  $G$  drawn inside a disk. The vertices on the boundary are called boundary vertices. All vertices in the graph are colored either white or black.

**Definition 26.** For a plabic graph  $G$ , a trip (one-way trip in notion of [P]) is a directed path  $T$  in  $G$  such that  $T$  joins two boundary vertices and satisfies the following rules of the road. Turn right at a black vertex, and turn left at a white vertex. Trip permutation  $\pi_G \in S_n$  is defined such that  $\pi_G(i) = j$  whenever trip that starts at the boundary vertex labeled  $i$  ends at boundary vertex  $j$ . Decorated trip permutation  $\pi_G^\bullet$  is defined similarly.

We now show how to convert  $\perp$ -diagrams defined in the previous section to plabic graphs. Then the rules of the road we defined for  $\perp$ -graphs would coincide with the rules of the road for plabic graphs.

**Definition 27.** First transform the  $\perp$ -diagram into a  $\perp$ -graph. Then draw a big circle, so that the boundary vertices of the  $\perp$ -graph all lie on the circle. Then transform each dots according to the rule in Figure 7. We will call this the canonical plabic graph of the cell (The cell in the nonnegative Grassmannian that corresponds to the  $\perp$ -diagram).

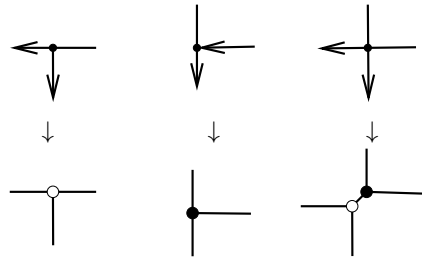


FIGURE 7. Transforming  $\perp$ -graphs into plabic graphs

We have following 3 moves on plabic graphs. In this paper, we will be looking at plabic graphs obtained from a canonical plabic graph by the 3 moves below. So we will be restricting ourselves to reduced plabic graphs in sense of [P].

(M1) Pick a square with vertices alternating in colors. Then we can switch the colors of all the vertices. See Figure 8.

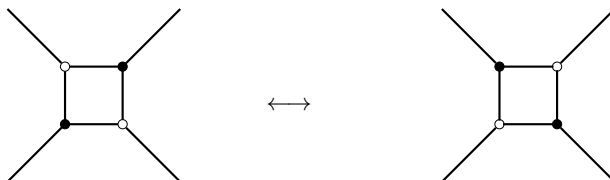


FIGURE 8. (M1) Square move

(M2) For two adjacent vertices of the same color, we can contract them into one vertice. See Figure 9.



FIGURE 9. (M2) Unicolored edge contraction

(M3) We can insert or remove a vertex inside any edge. See Figure 10.

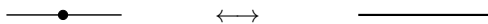


FIGURE 10. (M3) Middle vertex insertion/removal

**Theorem 28** ([P]). *Let  $G$  and  $G'$  be two (reduced) plabic graphs with the same number of boundary vertices. Then the following claims are equivalent:*

- $G$  can be obtained from  $G'$  by moves (M1)-(M3).
- These two graphs have the same decorated trip permutation  $\pi_G = \pi_{G'}$ .

Now we will show how one can define a cluster algebra for each cell in the nonnegative Grassmannian using the canonical plabic graph. For a plabic graph  $G$ , look at its dual graph  $G'$ . Each vertex in  $G'$  corresponds to a face of  $G$ , and two vertices in  $G'$  are connected by an edge if and only if the corresponding faces of  $G$  share an edge, and that edge connects two vertices of different color. We orient the edges according to the rule below, to obtain a quiver.

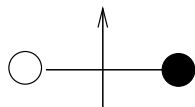


FIGURE 11. Giving an orientation to the dual graph

All we have to do now is to label the faces of the canonical plabic graph with certain variables to define the initial seed. For each trip inside the plabic graph that starts at  $i$  and end at  $j$ , write  $j$  inside each face that lies left to that trip (This is well defined since the entire graph is bounded by a

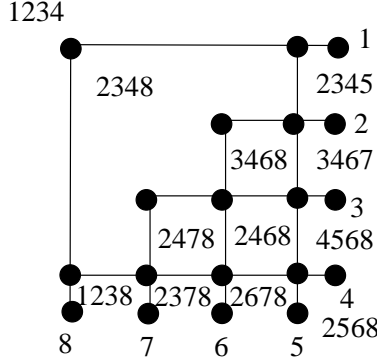


FIGURE 12. Labeling faces of the  $\lrcorner$ -graph.

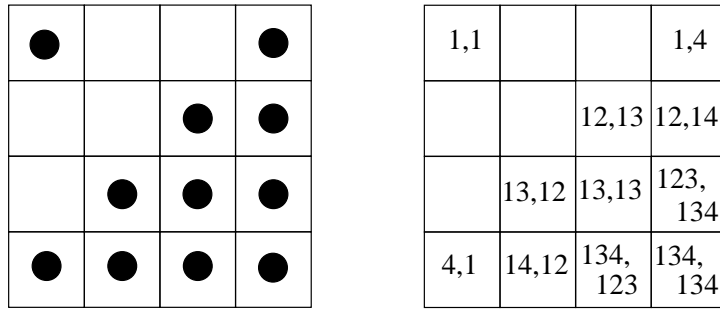


FIGURE 13. Labeling faces of the  $\lrcorner$ -diagram.  $\{I, J\}$  denotes  $\Delta_{I,J}$ .

circle, and  $i, j$  lie on the circle). For a face written  $i_1, \dots, i_k$ , label the face with the Plücker variable  $\Delta_{i_1 \dots i_k}$ . For  $\lrcorner$ -graphs, the labeling is defined similarly since the rules of the road coincides with that of plabic graphs. See Figure 12. Set the variables corresponding to faces on the boundary to be frozen variables. We also call these frozen variables as variables of the Grassmann necklace. So we have finished defining a cluster algebra associated to each cell in the nonnegative Grassmannian. Call them the canonical cluster algebra of the cell.

There is a simpler way to read off the Plücker variables of each faces in the canonical plabic graph. Inside the  $\lrcorner$ -diagram, pick any dot  $x$  at position  $(a, b)$ . Then pick a dot  $y$  as the following way:

Look at dots inside region  $\{(x, y) | x < a, y < b\}$ . Give a partial ordering such that for dots of same row, dot to the right is bigger, and for dots of same column, dot below is bigger. Then there is a unique maximal dot in the region due to the  $\lrcorner$ -condition. This will be our  $y$ .

If we found a dot  $y$ , then we will say that  $y$  covers  $x$ . If there is no such dot, we will say that  $x$  is uncovered. For a dot  $x_1$ , pick a sequence of dots  $x_2, \dots, x_t$  such that  $x_{i+1}$  covers  $x_i$  for  $1 \leq i \leq t-1$  and  $x_t$  is uncovered. Then we label the face that corresponds to the dot  $x_1$  by  $\Delta_{\{a_1 \dots a_t\}, \{b_1 \dots b_t\}}$  where  $(a_i, b_i)$  is the position of  $x_i$  for  $1 \leq i \leq t$ . See Figure 4.

**Proposition 29 (PW).** *The labeling for  $\lrcorner$ -diagram above is compatible with the labeling of canonical plabic graph.*

Now as we have promised in the previous section, let's prove that we can construct finite-type cluster algebras of type  $A_n, D_n, E_n$ .

**Proposition 30.** *There are positroid cells such that the associated cluster algebra is of type  $A_n, D_n, E_n$ .*

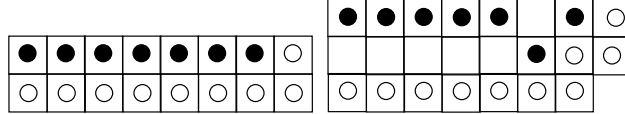


FIGURE 14.  $\lrcorner$ -diagrams corresponding to cluster algebra of type  $A_7, D_7$ . White dots correspond to dots of the Grassmann necklace.

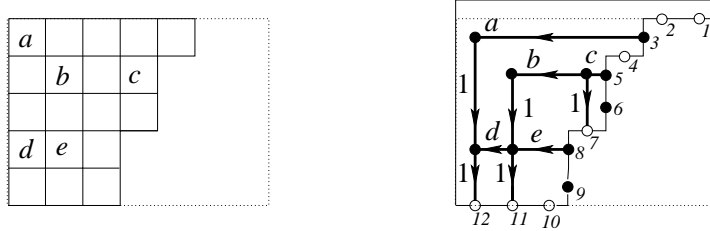


FIGURE 15. A  $\lrcorner$ -tableau and the corresponding  $\lrcorner$ -network

*Proof.* Let us denote a  $\lrcorner$ -diagram by  $D$ , its plabic graph by  $G_D$  and quiver obtained from dual graph of  $G_D$  by  $Q_D$ . Two vertices in  $Q_D$  are connected if and only if the corresponding dots  $x, y$  in  $D$  satisfy one of the following.

- (1)  $x, y$  are adjacent to each other and is on the same row.
- (2)  $x, y$  are adjacent to each other and is on the same column.
- (3)  $x$  covers  $y$  or  $y$  covers  $x$ .

So we need to find  $\lrcorner$ -diagrams such that when we delete all the dots corresponding to Grassmann necklace and connect the dots that satisfy one of the three conditions above, we get a simply laced Dynkin diagram. The rest is trivial. We show how to construct  $A_7, D_7$  in Figure 4. The rest of  $A_n, D_n, E_n$  are constructed similarly. □

## 5. $\lrcorner$ -NETWORKS

In this section we explain how  $\lrcorner$ -graphs are used to parametrize the positroid cells. For a  $\lrcorner$ -graph, direct each horizontal edge to the left, and vertical edge to the right. Call vertices labeled with numbers as the boundary vertices, and all other vertices as internal vertices. Put a weight on each edge, but let the value be 1 for all vertical edges. We call this a  $\lrcorner$ -network.

For a  $\lrcorner$ -network with  $n - k$  sinks and  $k$  sources, define the boundary measurement matrix  $A \in Mat_{kn}$  as the following. Denote  $I$  as the set of indices of sources,  $I^c$  as the set of indices of sinks.

- Submatrix  $A_I$  is the identity matrix  $Id_k$ .
- Set  $M_{ij}$  as the following.

$$M_{ij} := \sum_{P: b_i \rightarrow b_j} \prod_{e \in P} x_e$$

Remaining entries of  $A$  are  $a_{rj} = (-1)^s M_{i_r, j}$  for  $r \in [k]$  and  $j \in I^c$  where  $s$  is the number of elements of  $I$  strictly between  $i_r$  and  $j$ .

Then we have the following result.

**Theorem 31** ([P]). (1)  $\Delta_{H, J}(A) / \Delta_{\phi, \phi}(A) = \sum_{P: H \rightarrow J} \prod_{e \in P} x_e$  where  $P : I \rightarrow J$  indicates non-vertex-crossing paths from source  $H$  to sinks  $J$ .

- (2) Matrix  $A$  is parametrized by  $x_{e_1}, \dots, x_{e_d}$  where  $e_1, \dots, e_d$  stands for horizontal edges of the  $\lrcorner$ -network.  $d$  will also be same as the number of dots. So define a map  $\phi$ , that sends  $(x_{e_1}, \dots, x_{e_d})$  to this  $A$ . Then if this  $\lrcorner$ -network came from positroid  $\mathcal{M}$ ,  $\phi(\mathbb{R}_{>0}^d) = S_M^{tnn}$ .

If we represent the elements of  $Gr_{kn}$  as square matrices of size  $(n - k)$  by ignoring columns  $I$ , the first statement of the theorem can be thought of as the Lindstrom lemma ([LI]).

The above theorem tells us that we can express each Plücker variables of the cells as polynomials in horizontal-edge-weights and  $\Delta_{\phi, \phi}$ .

**Theorem 32** ([P]). *Values of Plücker variables coming from labeling of  $\lrcorner$ -diagram (including  $\Delta_{\phi, \phi}$ ) completely determines values of all other Plücker variables. Which also means that it completely determines values of all horizontal-edge-weights.*

We will say that a variable  $\Delta_{H, J}$  is a unique-path-variable in a  $\lrcorner$ -network (or a cell corresponding to that  $\lrcorner$ -network) if there is only one family of non-vertice-crossing paths  $H \rightarrow J$ .

The following lemma is why we want to transform a TP-bases to a TP-bases consisting of unique-path-variables of the cell.

**Lemma 33.** *Assume we have a TP-bases  $\mathcal{S}$  such that all of its variables corresponds to unique paths in the  $\lrcorner$ -network. Then all other Plücker variables can be expressed in a Laurent polynomial with positive coefficients in variables of  $\mathcal{S}$ .*

*Proof.* All weights of the edges can be expressed as Laurent monomials in variables of  $\mathcal{S}$ . □

## 6. TP-BASES AND TP-DIAGRAMS

We will define TP-bases and TP-diagrams in this section. From now on, we will use the following terms interchangeably.

- Cell in the nonnegative Grassmannian
- $\lrcorner$ -diagram of the cell
- $\lrcorner$ -graph of the cell
- $\lrcorner$ -network of the cell

First let's define the TP-bases. We define TP-bases for each cell in the nonnegative Grassmannian.

**Definition 34.** Let's define TP-bases as the set of algebraically independent Plücker variables  $\mathcal{B}$  such that all other nonzero variables in the cell can be expressed as subtraction-free rational function in variables of  $\mathcal{B}$ .

**Definition 35.** We say that we obtained set of Plücker variables  $\mathcal{S}'$  from set of Plücker variables  $\mathcal{S}$ , by Plücker mutation if one of the following holds. For a 3-term Plücker relation

$$\Delta_{H_1} \Delta_{H_2} = \Delta_{H_3} \Delta_{H_4} + \Delta_{H_5} \Delta_{H_6}$$

- $\Delta_{H_i} \in \mathcal{S}$  for  $2 \leq i \leq 6$ .  $\Delta_{H_1} \notin \mathcal{S}$ .  $\mathcal{S}' = (\mathcal{S} \setminus \{\Delta_{H_2}\}) \cup \{\Delta_{H_1}\}$ .
- $\Delta_{H_3}$  or  $\Delta_{H_4}$  is zero.  $\Delta_{H_5}, \Delta_{H_6}, \Delta_{H_2} \in \mathcal{S}$ .  $\Delta_{H_1} \notin \mathcal{S}$ .  $\mathcal{S}' = (\mathcal{S} \setminus \{\Delta_{H_2}\}) \cup \{\Delta_{H_1}\}$ .
- $\Delta_{H_3}$  or  $\Delta_{H_4}$  is zero.  $\Delta_{H_1}, \Delta_{H_2}, \Delta_{H_6} \in \mathcal{S}$ .  $\Delta_{H_5} \notin \mathcal{S}$ .  $\mathcal{S}' = (\mathcal{S} \setminus \{\Delta_{H_6}\}) \cup \{\Delta_{H_5}\}$ .

*Remark 36.* Assume  $\mathcal{S}$  was the TP-bases of some positroid cell. Let us obtain  $\mathcal{S}'$  by a Plücker mutation. Then  $\mathcal{S}'$  is also a TP-bases.

The set of Plücker variables obtained from labeling of  $\lrcorner$ -diagram forms a TP-bases. We want to show that set of Plücker variables obtained from  $\lrcorner$ -diagram can be transformed using Plücker mutations, to a set of Plücker variables that corresponds to unique paths in the  $\lrcorner$ -graph. Then by Lemma 33, Conjecture 1 follows. Now let's define the TP-diagram.

**Definition 37.** A pre-TP-diagram is a Young diagram with set of Plücker variables. For each variable  $\Delta_{X,Y,y}$ , we put a dot in the diagram at box  $(x, y)$ , which stands for  $x$ -th row and  $y$ -th column. We will always say that  $\Delta_{\phi,\phi}$  is inside the diagram, although it doesn't correspond to any dots.

Since each dot stands for a variable and each variable corresponds to a dot, we will use the term dots and Plücker variables interchangeably.

**Definition 38.** We define the rank of a dot to be  $|X|$  where the variable corresponding to the dot is  $\Delta_{X,Y}$ . Pick two dots  $\alpha, \beta$  at  $(x, y), (x', y')$ . We will say that

- $\beta$  is right of  $\alpha$  if  $x = x', y' > y$ .
- $\beta$  is left of  $\alpha$  if  $x = x', y' < y$ .
- $\beta$  is below  $\alpha$  if  $x' < x, y' = y$ .
- $\beta$  is above  $\alpha$  if  $x' > x, y' = y$ .
- $\beta$  is adjacent to  $\alpha$  if  $\beta$  is right to or left to or below or above  $\alpha$  and there are no dots between them.
- $\alpha$  dominates  $\beta$  if  $\alpha$  is  $\Delta_{\{x_1, \dots, x_k\}, \{y_1, \dots, y_k\}}$  and  $\beta$  is  $\Delta_{\{x_1, \dots, x_{k'}\}, \{y_1, \dots, y_{k'}\}}$ ,  $k < k'$ .
- Region left(right) to  $\alpha$  is defined as set of all dots  $(x'', y'')$  such that  $y'' < y (y'' > y)$ . Region below(above)  $\alpha$  is defined as set of all dots  $(x'', y'')$  such that  $x'' > x (x'' < x)$ .

We define the  $k$ -rank-line (Will be abbreviated as  $k$ -rkline) to be the following. Pick all dots of rank  $k$ . Connect all such adjacent dots with lines. Although this may not be connected and may not look like a line we will call it the  $k$ -rkline of the pre-TP-diagram. Rank of the diagram is defined to be maximal value among the rank of the dots inside.

For a dot  $\alpha$ , we can look at dots inside  $k$ -rkline dominated by  $\alpha$ . Call that part of the  $k$ -rkline as  $k/\alpha$ -rkline. For a dot, if it has a adjacent dots to the below and right on the same rkline, call it a northwest(NW)-corner. Define the southeast(SE)-corner similarly. See Figure 16. Even if  $\beta$  is a SW(NE)-end of a  $k/\alpha$ -rkline, we still call  $\beta$  a NW-corner of  $k/\alpha$ -rkline.

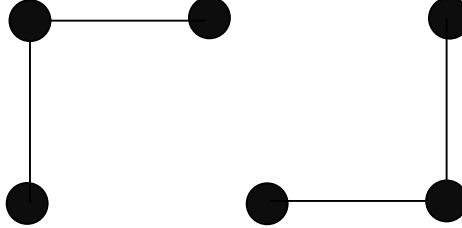


FIGURE 16. Northwest corner and Southeast corner of a rank-line

**Definition 39.** We call a pre-TP-diagram smooth if it satisfies the following two properties.

- For any two dots  $\gamma_1, \gamma_2$  on  $k$ -rkline, the following holds. Denote position of  $\gamma_i$  by  $(x_i, y_i)$ . If  $x_1 \leq x_2$  then  $y_1 \geq y_2$ . So we can choose Southwest(SW)-end and Northeast(NE)-end of the  $k$ -rkline.
- Adjacent variables on the same rkline differ by one element as the following. If  $\Delta_{X_1, Y_1}, \Delta_{X_2, Y_2}$  are on the same rkline and are adjacent, either  $X_1 = X_2, |Y_1 \setminus Y_2| = 1$  or  $|X_1 \setminus X_2| = 1, Y_1 = Y_2$ .

The first condition implies that we can define NW-corners and SE-corners of a rkline.

We call a pre-TP-diagram supersmooth if it satisfies the following property.

- Pick any two adjacent variables  $\Delta_{X,Y}, \Delta_{X',Y'}$ ,  $|X| = |X'| - 1$ . Then  $X \subset X', Y \subset Y'$ .

**Definition 40.** We call a dot stable if the following properties hold. Let the dot be  $\Delta_{\{x_1, \dots, x_k\}, \{y_1, \dots, y_k\}}$ . Look at dots inside region  $\{(x, y) | x < x_k, y < y_k\}$ . Give a partial ordering such that for dots of same row, dot to the right is bigger, and for dots of same column, dot below is bigger. Then there is a unique maximal dot in the region. That dot is  $\Delta_{\{x_1, \dots, x_{k-1}\}, \{y_1, \dots, y_{k-1}\}}$ .

We call a diagram stable if all dots are stable. Diagram being smooth stable that for dot  $\Delta_{\{x_1, \dots, x_k\}, \{y_1, \dots, y_k\}}$ , we have  $\Delta_{\{x_1, \dots, x_i\}, \{y_1, \dots, y_i\}}$  inside the diagram for all  $1 \leq i \leq k$ .

It is straight from the definitions that  $\lrcorner$ -diagram is a supersmooth, stable TP-diagram. Now let us define two operations on a pre-TP-diagram, fold and push. Let's first define the fold.

Let us pick three adjacent dots of the same rank, of form  $\Delta_{X,Y}, \Delta_{X,Y'}, \Delta_{X',Y'}$ ,  $|X \setminus X'| = |Y \setminus Y'| = 1$ . In other words, we pick 3 dots of a NW or SE-corner of a rkline. We call the following Plücker mutation the fold.

$$\Delta_{X,Y} \Delta_{X',Y'} = \Delta_{X',Y} \Delta_{X,Y'} + \Delta_{X \cap X', Y \cap Y'} \Delta_{X \cup X', Y \cup Y'}$$

We will say that we fold at  $\Delta_{X,Y}$ . Or if there is no confusion, fold at  $(x, y)$  where  $x = \max(X), y = \max(Y)$ . Fold denoted above moves a dot at  $(x, y)$  to  $(x', y')$  where  $x' = \max(X'), y' = \max(Y')$ .

Now let's define the push. Let us pick any dot of rank  $k$  of form  $\Delta_{aX,Yb}$  such that the adjacent dot to above is  $\Delta_{aX',Yb}, |X \setminus X'| = 1$  and adjacent dot to the left is  $\Delta_{X,Y}$ . We call the following Plücker mutation the push/pull. A push when we replace  $\Delta_{aX,Yb}$  with  $\Delta_{X',Y}$ . A pull when we replace  $\Delta_{X',Y}$  with  $\Delta_{aX,Yb}$ .

$$\Delta_{aX,Yb} \Delta_{X',Y} = \Delta_{X,Y} \Delta_{aX',Yb} + \Delta_{X \cup X', Yb} \Delta_{\{a\} \cup (X \cap X'), Y}$$

Similarly, let us pick any dot of rank  $k$  of form  $\Delta_{Xa,bY}$  such that the adjacent dot to left is  $\Delta_{Xa,bY'}, |Y \setminus Y'| = 1$  and adjacent dot to the above is  $\Delta_{X,Y}$ . We call the following Plücker mutation the push/pull. A push when we replace  $\Delta_{Xa,bY}$  with  $\Delta_{X,Y'}$ . A pull when we replace  $\Delta_{X,Y'}$  with  $\Delta_{Xa,bY}$ .

$$\Delta_{Xa,bY} \Delta_{X,Y'} = \Delta_{X,Y} \Delta_{Xa,bY'} + \Delta_{Xa,Y \cup Y'} \Delta_{X, \{b\} \cup (Y \cap Y')}$$

When we need to distinguish between two pushes(pulls) defined above, we will denote the first one by SW-push(pull) and the second one by NE-push(pull). We will give plenty of examples of fold and push in the next section.

*Remark 41.* For all pre-TP-diagrams obtained from a  $\lrcorner$ -diagram by pulls/pushes and folds, there cannot exist a dot with rank bigger than the rank of the cell.

*Proof.* Fold does not change the rank of the dot being folded. Push/pull does not increase the maximal rank of the dots involved in push/pull.  $\square$

**Definition 42.** We say that SW(NE)-end of  $k/\alpha$ -rkline and  $(k+1)/\alpha$ -rkline are connected if one of the following holds.

- (1) SW(NE)-end of  $k/\alpha$ -rkline dominates SW(NE)-end of  $(k+1)/\alpha$ -rkline
- (2) SW(NE)-end of  $k/\alpha$ -rkline is adjacent to SW(NE)-end of  $(k+1)/\alpha$ -rkline

We say that  $k/\alpha$ -rkline and  $(k+1)/\alpha$ -rkline are connected if their SW-ends and NE-ends are connected. We call a cell or a  $\lrcorner$ -diagram associated to it connected if for any dot  $\alpha$  and  $1 \leq k \leq m-1$  the following two conditions are satisfied.

- $k$ -rkline is connected. That is,  $k$ -rkline consists of one connected component.
- $k/\alpha$ -rkline is connected with  $(k+1)/\alpha$ -rkline.

We call a cell or a  $\lrcorner$ -diagram associated to it weakly connected if the following two conditions are satisfied.

- $k$ -rkline is connected for each  $k$ .
- For any dot  $\alpha$ , one of the following holds.
  - For odd  $k$ , NW-ends of  $k/\alpha$ -rkline and  $(k + 1)/\alpha$ -rkline are connected. For even  $k$ , SE-ends of  $k/\alpha$ -rkline and  $(k + 1)/\alpha$ -rkline are connected.
  - For odd  $k$ , SE-ends of  $k/\alpha$ -rkline and  $(k + 1)/\alpha$ -rkline are connected. For even  $k$ , NW-ends of  $k/\alpha$ -rkline and  $(k + 1)/\alpha$ -rkline are connected.

*Remark 43.* SW(NE)-end of  $k/\alpha$ -rkline and  $(k + 1)/\alpha$ -rkline are connected if and only if their corresponding faces in the plabic graph are adjacent.

*Remark 44.* The cells in Remark 9 are weakly connected. So our Theorem 46 is a generalization of a result in [FZ6].

*Remark 45.* The cells corresponding to cluster algebras of finite type constructed in the previous section are all connected cells.

It is easy to see that  $\lrcorner$ -diagram of any lattice path matroid cells is connected. So when we look at a set of all connected cells, it contains all lattice path matroid cells. Now here is our main theorem.

**Theorem 46.** *For weakly connected positroid cells, the canonical TP-bases can be mutated to a TP-bases consisting of unique-path-variables.*

To prove this theorem, we will use the following Lemma.

**Lemma 47.** *Pick any weakly connected positroid cell. Let  $\mathcal{S}$  be the set of Plücker variables read from the  $\lrcorner$ -diagram. Pick any NW-corner of the 1-rkline. Let  $\mathcal{S}'$  be the set of Plücker variables read from the  $\lrcorner$ -diagram by deleting that corner. Then we can use Plücker mutation to get  $\mathcal{S}'$  and one variable corresponding to a unique path of  $\mathcal{S}$ .*

## 7. PROOF OF LEMMA 47 I : EXAMPLES

Our goal is to prove Lemma 47. We will prove the lemma in next three sections. We will be constructing an algorithm to prove the lemma. We will first implicitly show how the algorithm works with a simple example. Below the description of each step, we will write down the Plücker mutations we have used.

(T1) Let's look at a cell inside  $Gr_{4,8}^{tnn}$ .

1,1			1,4	1,1			1,4	1,1	1,2	1,3	1,4
		12,13	12,14		12,12	12,13	12,14		12,12		
	13,12	13,13	123, 134		13,12	123, 123	123, 134		13,12	123, 123	123, 134
4,1	14,12	134, 123	134, 134	4,1	14,12	134, 123		4,1	14,12	134, 123	

FIGURE 17. (T1),(T2),(T3).

(T2) Apply fold at  $\Delta_{134,134}$  and then at  $\Delta_{13,13}$ . Then all rklines will have no SE-corner. We will call this process the straightening process. We will denote the straightened  $\lrcorner$ -diagrams as  $S\lrcorner$ -diagrams.

$$\begin{aligned} \Delta_{134,134}\Delta_{123,123} &= \Delta_{123,134}\Delta_{134,123} \\ \Delta_{13,13}\Delta_{12,12} &= \Delta_{12,13}\Delta_{13,12} + \Delta_{1,1}\Delta_{123,123} \end{aligned}$$



(T3) We want to exchange  $\Delta_{1,1}$  with  $\Delta_{4,2}$ . To do so, we need  $\Delta_{1,2}$ . So exchange  $\Delta_{12,14}$  with  $\Delta_{1,3}$ . Then we can exchange  $\Delta_{12,13}$  with  $\Delta_{1,2}$ .

$$\begin{aligned}\Delta_{12,14}\Delta_{1,3} &= \Delta_{12,13}\Delta_{1,4} \\ \Delta_{12,13}\Delta_{1,2} &= \Delta_{12,12}\Delta_{1,3}\end{aligned}$$

	1,2	1,3	1,4				1,4				1,4
	12,12				12,12	12,13	12,14		12,12	12,13	12,14
	13,12	123, 123	123, 134		13,12	123, 123	123, 134		13,12 3,2	123, 123	123, 134
4,1	14,12 4,2	134, 123		4,1	14,12 4,2	134, 123		4,1	4,2	134, 123	

FIGURE 18. (T4),(T5),(T6).

(T4) Now we can exchange  $\Delta_{1,1}$  with  $\Delta_{4,2}$ . We will call this jumping from 1-rkline to 2-rkline. There are two ends in the 2-rkline. Call them SW-end and NE-end. (4,2) is at the SW-end, so call this SW-jump.

$$\Delta_{1,1}\Delta_{4,2} = \Delta_{4,1}\Delta_{1,2} + \Delta_{\phi,\phi}\Delta_{14,12}$$

(T5) Return  $\Delta_{1,2}$  to  $\Delta_{12,13}$  and  $\Delta_{1,3}$  to  $\Delta_{12,14}$ .

$$\begin{aligned}\Delta_{12,14}\Delta_{1,3} &= \Delta_{12,13}\Delta_{1,4} \\ \Delta_{12,13}\Delta_{1,2} &= \Delta_{12,12}\Delta_{1,3}\end{aligned}$$

(T6) We start from one end of the 2-rkline. We have two variables inside the box, one rank-1 variable  $\Delta_{4,2}$  and one rank-2 variable  $\Delta_{14,12}$ . We can exchange  $\Delta_{14,12}$  with  $\Delta_{3,2}$ . Notice that  $\Delta_{13,12}$  was adjacent to  $\Delta_{14,12}$ .

$$\Delta_{14,12}\Delta_{3,2} = \Delta_{13,12}\Delta_{4,2}$$

(T7) We repeat the process, replacing  $\Delta_{13,12}$  with  $\Delta_{2,2}$ ,  $\Delta_{12,12}$  with  $\Delta_{2,3}$ ,  $\Delta_{12,13}$  with  $\Delta_{2,4}$ . So with (T6), we have exchanged

$$\Delta_{14,12}, \Delta_{13,12}, \Delta_{12,12}, \Delta_{12,13}, \Delta_{12,14}, \Delta_{4,2}$$

with

$$\Delta_{4,2}, \Delta_{3,2}, \Delta_{2,2}, \Delta_{2,3}, \Delta_{2,4}, \Delta_{12,14}$$

We will call this process sweeping through the 2-rkline.

$$\begin{aligned}\Delta_{13,12}\Delta_{2,2} &= \Delta_{12,12}\Delta_{3,2} \\ \Delta_{12,12}\Delta_{2,3} &= \Delta_{12,13}\Delta_{2,3} \\ \Delta_{12,13}\Delta_{2,4} &= \Delta_{12,14}\Delta_{2,4}\end{aligned}$$

(T8) We can exchange  $\Delta_{12,14}$  with  $\Delta_{23,34}$ . We will call this jumping from 2-rkline to 3-rkline. This is a NE-jump.

$$\Delta_{12,14}\Delta_{23,34} = \Delta_{2,4}\Delta_{123,134}$$

(T9) Then sweep through the 3-rkline. Then only one variable is of form  $\Delta_{1X,1Y}$  in the TP-diagram. Denote this diagram as  $J$ -diagram.

$$\begin{aligned}\Delta_{123,134}\Delta_{23,23} &= \Delta_{123,123}\Delta_{23,34} \\ \Delta_{123,123}\Delta_{34,23} &= \Delta_{134,123}\Delta_{23,23}\end{aligned}$$

			1,4
	2,2	2,3	12,14 2,4
	3,2	123, 123	123, 134
4,1	4,2	134, 123	

			1,4
	2,2	2,3	2,4
	3,2	123, 123	123, 134 23,34
4,1	4,2	134, 123	

			1,4
	2,2	2,3	2,4
	3,2	23,23	23,34
4,1	4,2	134, 123 34,23	

FIGURE 19. (T7),(T8),(T9).

(T10) Fold at (2, 2).

(T11) Fold at  $\Delta_{23,23}$ . Then the resulting TP-diagram looks like a  $\perp$ -diagram of another cell except for the variable  $\Delta_{134,123}$ . This variable is a unique-path-variable of the cell. Call this diagram a  $G\perp$ -diagram.

			1,4
		2,3	2,4
	3,2	23,23 3,3	23,34
4,1	4,2	134, 123 34,23	

			1,4
		2,3	2,4
	3,2	3,3	23,34
4,1	4,2	134, 123 34,23	34,34

FIGURE 20. (T10),(T11).

We can see that we have obtained a set of variables corresponding to the cell obtained by deleting the NW-corner, and an extra variable that corresponds to a unique path. Now one could think that all we do is straighten the rklines and do the sweeping process. But it is not as simple for other cells, so we have to add another process before the sweeping. Let's look at an example.

(T1) Let's look at a cell contained in inside  $Gr_{4,9}^{tnn}$ .

(T2) Straighten the rklines, to get a  $S\perp$ -diagram.

Now assume we exchanged  $\Delta_{1,1}$  with  $\Delta_{3,2}$  by imitating what we did in (T3),(T4) of the previous example. But then we run into a problem. We can't run the sweeping process since  $\Delta_{23,12} \neq 0$ , and

$$\Delta_{13,12}\Delta_{2,2} + \Delta_{23,12}\Delta_{1,2} = \Delta_{12,12}\Delta_{3,2}$$

tells us that it will never be possible to exchange  $\Delta_{13,12}$  with  $\Delta_{2,2}$  in this cell. So we want  $\Delta_{13,12}$  to not be in the 2-rkline for the sweeping process.

(T3) Push at  $\Delta_{134,123}$  and push at  $\Delta_{13,12}$ . This means the following.

- (1) Exchange  $\Delta_{134,123}$  with  $\Delta_{23,12}$ .
- (2) Exchange  $\Delta_{13,12}$  with  $\Delta_{2,1}$ .

We call (T3),(T4) the refining process, which allows us to do sweeps on each rklines in both directions (SW to NE or NE to SW).

$$\Delta_{134,123}\Delta_{23,12} = \Delta_{123,123}\Delta_{34,12}$$

1,1			1,4
		12,13	12,14
3,1	13,12	13,13	123, 134
4,1	34,12	134, 123	134, 134
5,1	45,12	345, 123	1345, 1234

1,1			1,4
	12,12	12,13	12,14
3,1	13,12	123, 123	123, 134
4,1	34,12	134, 123	
5,1	45,12	345, 123	1345, 1234

			1,4
	12,12	12,13	12,14
3,1	13,12	123, 3,2	123, 134
4,1	34,12	134, 123	
5,1	45,12	345, 123	1345, 1234

FIGURE 21. (T1),(T2). Third figure tells us we can't just go into the sweeping procedure.

$$\Delta_{13,12}\Delta_{2,1} = \Delta_{12,12}\Delta_{3,1} + \Delta_{23,12}\Delta_{1,1}$$

(T4) Pull back  $\Delta_{134,123}$ .

$$\Delta_{134,123}\Delta_{23,12} = \Delta_{123,123}\Delta_{34,12}$$

(T5) Push  $\Delta_{12,13}$  and  $\Delta_{12,14}$ , since we want to jump from  $\Delta_{1,1}$  to  $\Delta_{12,12}$ . That is, exchange  $\Delta_{1,1}$  with  $\Delta_{2,2}$ .

$$\Delta_{12,14}\Delta_{1,3} = \Delta_{12,13}\Delta_{1,4}$$

$$\Delta_{12,13}\Delta_{1,2} = \Delta_{12,12}\Delta_{1,3}$$

1,1			1,4
2,1	12,12	12,13	12,14
3,1	23,12	123, 123	123, 134
4,1	34,12		
5,1	45,12	345, 123	1345, 1234

1,1			1,4
2,1	12,12	12,13	12,14
3,1		123, 123	123, 134
4,1	34,12	134, 123	
5,1	45,12	345, 123	1345, 1234

1,1	1,2	1,3	1,4
2,1	12,12		
3,1		123, 123	123, 134
4,1	34,12	134, 123	
5,1	45,12	345, 123	1345, 1234

FIGURE 22. (T3),(T4), (T5)

(T6) Exchange  $\Delta_{1,1}$  with  $\Delta_{2,2}$ .

$$\Delta_{1,1}\Delta_{2,2} = \Delta_{2,1}\Delta_{1,2} + \Delta_{\phi,\phi}\Delta_{12,12}$$

(T7) Pull back  $\Delta_{12,13}$ ,  $\Delta_{12,14}$ .

$$\Delta_{12,14}\Delta_{1,3} = \Delta_{12,13}\Delta_{1,4}$$

$$\Delta_{12,13}\Delta_{1,2} = \Delta_{12,12}\Delta_{1,3}$$

(T8) Sweep through the 2-rkline.

(T9) Exchange  $\Delta_{12,14}$  with  $\Delta_{23,34}$ . That is, an NE-jump from 2-rkline to 3-rkline.

	1,2	1,3	1,4
2,1	12,12 2,2		
3,1		123, 123	123, 134
4,1	34,12	134, 123	
5,1	45,12	345, 123	1345, 1234

			1,4
2,1	12,12 2,2	12,13	12,14
3,1		123, 123	123, 134
4,1	34,12	134, 123	
5,1	45,12	345, 123	1345, 1234

			1,4
2,1	2,2	2,3	2,4 12,14
3,1		123, 123	123, 134
4,1	34,12	134, 123	
5,1	45,12	345, 123	1345, 1234

FIGURE 23. (T6),(T7),(T8)

			1,4
2,1	2,2	2,3	2,4
3,1		23,23	23,34
4,1	34,12	134, 123 34,23	
5,1	45,12	345, 123	1345, 1234

			1,4
2,1	2,2	2,3	2,4
3,1		23,23	23,34
4,1	34,12	34,23	
5,1	45,12	345, 123	345,234 1345,1234

			1,4
		2,3	2,4
3,1	3,2	3,3	23,34
4,1	34,12	34,23	34,34
5,1	45,12	345, 123	345,234 1345,1234

FIGURE 24. (T9),(T10),(T11)

$$\Delta_{12,14}\Delta_{23,34} = \Delta_{123,134}\Delta_{2,4}$$

Then sweep through the 3-rkline.

(T10) Exchange  $\Delta_{134,123}$  with  $\Delta_{345,234}$ . That is, an SW-jump from 3-rkline to 4-rkline. We have obtained a  $J\downarrow$ -diagram.

$$\Delta_{134,123}\Delta_{345,234} = \Delta_{1345,1234}\Delta_{34,23}$$

(T11) Fold at  $\Delta_{34,23}$ , fold at  $\Delta_{2,1}$ ,  $\Delta_{2,2}$ ,  $\Delta_{23,12}$ ,  $\Delta_{23,23}$  to get a  $G\downarrow$ -diagram.

$$\begin{aligned} \Delta_{34,23}\Delta_{23,12} &= \Delta_{34,12}\Delta_{23,23} \\ \Delta_{2,1}\Delta_{3,2} &= \Delta_{2,2}\Delta_{3,1} + \Delta_{23,12}\Delta_{\phi,\phi} \\ \Delta_{2,2}\Delta_{3,3} &= \Delta_{2,3}\Delta_{3,2} + \Delta_{23,23}\Delta_{\phi,\phi} \\ \Delta_{23,12}\Delta_{34,23} &= \Delta_{34,12}\Delta_{23,23} \\ \Delta_{23,23}\Delta_{34,34} &= \Delta_{23,34}\Delta_{34,23} \end{aligned}$$

So we want a transformation process  $D \rightarrow SD \rightarrow JD \rightarrow GD$  where

- $D$  is a  $\downarrow$ -diagram of a cell.
- $SD$  is a  $S\downarrow$ -diagram of the cell. This is obtained by applying straightening process to  $D$ .
- $JD$  is a  $J\downarrow$ -diagram of the cell. This is obtained by applying refining and jumping process to  $SD$ .

- $GD$  is a  $GJ$ -diagram of the cell. This will look like a  $\lrcorner$ -diagram obtained by deleting a NW-corner of 1-rkline of  $D$ , except for one unique-path-variable of  $D$ .

## 8. PROOF OF LEMMA 47 II : TRANSFORMING $\lrcorner$ -DIAGRAM TO A $S\lrcorner$ -DIAGRAM

Now let's describe each step of the algorithm explicitly. Fix any weakly-connected cell inside  $Gr_{rn}^{tnn}$ . Denote the  $\lrcorner$ -diagram  $D_1$ . Pick an uppermost NW-corner of the 1-rkline and denote it  $\alpha = (a, b)$ . Let  $m_\alpha$  denote the maximal rank among dots dominated by  $\alpha$ .

Denote the  $\lrcorner$ -diagram obtained by deleting  $\alpha$  as  $D_2$ . Recall that we want to transform  $D_1$  to a TP-diagram that looks like  $D_2$  with an extra rank  $m_\alpha$ -variable. So we have to replace all variables of form  $\Delta_{aX, bY}$  with  $\Delta_{X, Y}$ . And instead of  $\Delta_{a, b}$ , we should have variable of form  $\Delta_{aA, bB}$  which corresponds to a unique path. In this section, we will show an algorithm to go from a  $\lrcorner$ -diagram to a  $S\lrcorner$ -diagram. This will be called the straightening process.

*Remark 48.* Throughout the paper if we state something like *for SW(NE)-object a property holds*, it means that the property holds for SW-object and NE-object where SW stands for southwest and NE stands for northeast. We will only prove the statement for SW-object in such case, since the same argument can be used to prove for NE-objects.

During the straightening process, we will only use the folding procedure. The resulting TP-diagram after our process will look like the following. Pick the NE and SW-end of the  $k/\alpha$ -rkline. Let them be at  $(x_1, y_1), (x_2, y_2), x_1 > x_2, y_1 < y_2$ . Then draw a line by going from  $(x_1, y_1)$  to  $(x_2, y_1)$  then to  $(x_2, y_2)$ . Then after the straightening process, all  $k$ -rank variables dominated by  $\alpha$  will be on this line. That is, this line will be our  $k/\alpha$ -rkline after the straightening process.

**Lemma 49.** *Pick the SW(NE)-end of the  $k/\alpha$ -rkline in  $D_1$ , name it  $\beta$ . If there is a adjacent dot to the left(above), it has rank  $k - 1$ .*

*Proof.* Call the adjacent dot to the left of  $\beta$  as  $\gamma$ . Then  $\gamma$  is either dominated by  $\alpha$  or dot below  $\alpha$ . So we can ignore the region left of  $\alpha$ . Assume  $\gamma$  is of rank  $k$ . Since  $\gamma$  is not in  $k/\alpha$ -rkline, it is dominated by dot below  $\alpha$ . Denote  $\gamma$  by  $\Delta_{\{x_1, \dots, x_k\}, \{y_1, \dots, y_k\}}$ . Then by stability condition, there exists dots at  $(x_1, y_1), \dots, (x_k, y_k), x_1 < a$ . Now denote the dot of rank  $k$  dominating  $\beta$  as  $\beta_k$ . Then by  $\lrcorner$ -condition,  $\beta_{k-1}$  cannot lie in region right of  $(x_k, y_k)$ . And it cannot lie in region left of  $(x_k, y_k)$  or otherwise  $\beta_1 = \alpha$  will dominate  $\gamma$ . From the fact that  $\beta_k$  is right of  $(x_k, y_k)$ , each  $\beta_t$  has to lie above  $(x_{t+1}, y_{t+1})$  for  $1 \leq t \leq k - 1$ . But this implies  $\beta_1 = \alpha$  is above  $(x_2, y_2)$ , a contradiction.  $\square$

**Lemma 50.** *Pick a smooth TP-diagram. Pick a SE-corner  $\beta$  of  $k/\alpha$ -rkline. If it does not have adjacent dots to the below or right, then we can fold at  $\beta$ .*

*Proof.* Look at the Plücker mutation corresponding to a fold. Let's denote  $\beta$  by  $\Delta_{X, Y}$  and adjacent dots of the SE-corner as  $\Delta_{X', Y}$  and  $\Delta_{X, Y'}$ . Due to the condition given,  $\Delta_{X \cup X', Y \cup Y'}$  is zero. So we can fold at  $\beta$ .  $\square$

Pick any SE-corner as given in the Lemma 50. The folded  $k$ -rkline may touch the  $(k - 1)$ -rkline but would never overlap due to the fact that we started out from  $\lrcorner$ -diagram. Now if it does touch the  $(k - 1)$ -rkline, we fold the  $(k - 1)$ -rkline at that point due to the following lemma.

**Lemma 51.** *If a folded  $k$ -rkline touches a  $(k - 1)$ -rkline, it is at a SE-corner of the  $(k - 1)/\alpha$ -rkline. And we can fold again at that SE-corner of the  $(k - 1)$ -rkline.*

*Proof.* Follows from the pucker mutation corresponding to the fold. The folded dot of the  $k/\alpha$ -rkline provides us with  $\Delta_{X \cup X', Y \cup Y'}$ . The dot dominating the dot of SE-corner of  $(k - 1)/\alpha$ -rkline gives us  $\Delta_{X \cap X', Y \cap Y'}$ . And two adjacent dots of the SE-corner of  $(k - 1)/\alpha$ -rkline gives us  $\Delta_{X', Y}$  and  $\Delta_{X, Y'}$ .  $\square$

When we fold at dot  $\beta$  and whenever the folded rkline touches another rkline, fold again as in Lemma 51, we will call this procedure the fold-chain at  $\beta$ .

**Lemma 52.** *When we do a fold-chain on a dot that doesn't dominate any dot in the TP-diagram, we get a pre-TP-diagram that is smooth and stable. That is, we get a stable TP-diagram.*

*Proof.* It is direct from the definitions that each fold preserves the smoothness property. Each fold may break the stability, but after we finish a fold-chain, the resulting pre-TP-diagram is stable.  $\square$

So we first do a fold-chain on all SE-corners of  $m_\alpha/\alpha$ -rkline, which is possible due to Lemma 50. Assume there is a  $k$  such that  $t/\alpha$ -rkline for  $k+1 \leq t \leq m_\alpha$  has a unique NW-corner (We will call this that  $t/\alpha$ -rkline is straightened) but  $k/\alpha$ -rkline is not. Then we can again apply fold-chains on SE-corners of  $k/\alpha$ -rkline by the following lemma.

**Lemma 53.** *When for  $k+1 \leq t \leq m_\alpha$ ,  $t/\alpha$ -rklines are straightened, we can start a fold chain at SE-corners of the  $k/\alpha$ -rkline.*

*Proof.* Denote position of each  $\alpha_t$  as  $(a_t, b_t)$ . Pick a SE-corner of  $k/\alpha$ -rkline  $\beta$ . Denote it  $\Delta_{Xx, Yy}$ . Either  $x < a_t$  or  $y < b_t$ . Assume  $y < b_t$ . Denote the adjacent dots on  $k/\alpha$ -rkline as  $\Delta_{X'x', Yy}$ ,  $\Delta_{Xx, Y'y'}$ . We will prove  $\Delta_{X'x', Y'y'}$  is zero.

If  $\Delta_{X'x', Y'y'}$  is nonzero, we have non-vertice-crossing paths from  $X' \cup \{x', x\}$  to  $Y' \cup \{y', y\}$ . The path going from  $x$  to  $y$  should not cross path going from  $x'$  to  $y'$ . This implies that in the  $\perp$ -diagram, we have a dot at  $(z, y)$ ,  $z \geq a_t$  not dominated by  $\alpha$ . This dot is either rank  $k$  or  $k+1$ . But it cannot of rank  $k$  since it is below  $\beta$  which is a SE-corner of  $k$ -rkline. It cannot be of rank  $k+1$  since if it is, it is adjacent to the SW-end of  $(k+1)/\alpha$ -rkline. But this contradicts Lemma 49. So  $\Delta_{X'x', Y'y'}$  is zero and we can fold at  $\beta$ .

Stability still holds for all dots of  $t$ -rklines where  $1 \leq t \leq k-1$ , we can use Lemma 51. So we can start a fold chain at  $\beta$ .  $\square$

So we apply fold chains on SE-corner of  $k/\alpha$ -rkline, then repeat the above process. Then all rklines will eventually be straightened.

**Lemma 54.** *Applying numerous fold-chains, we get a TP-diagram such that each  $k/\alpha$ -rkline has no SE-corner. Denote such diagram obtained from  $D_1$  as  $SD_1$ . Then dot  $(x, y)$  is in  $k/\alpha$ -rkline of  $SD_1$  if and only if there were  $k$ -rank dots  $(x', y), (x, y')$  in  $k/\alpha$ -rkline of  $SD_1$  with  $x' \geq x, y' \geq y$ .*

*Proof.* Follows directly from process above.  $\square$

Let's call the TP-diagram obtained from  $\perp$ -diagrams after the straightening process as  $S\perp$ -diagrams. S stands for straightened.

*Remark 55.* The dots not dominated by  $\alpha$  and SW(NE)-ends of  $k/\alpha$ -rklines have not moved in the  $S\perp$ -diagram, compared to the  $\perp$ -diagram.

Let's introduce some additional notation we will be using often. For TP-diagrams that each  $k/\alpha$ -rkline has unique NW-corners for all rank  $k$ , we will be using the following notation.

- $\alpha_k$  stands for unique NW-corners of  $k/\alpha$ -rklines.
- $(a_k, b_k)$  denotes position of  $\alpha_k$ .
- $k$ -block stands for  $k/\alpha$ -rkline.
- $k$ -SW(NE)-block stands for dots in  $k/\alpha$ -rkline below(right) of  $\alpha_k$ .
- $k$ -SW(NE)-lblock stands for dots in  $k$ -SW(NE)-block that are in rows(columns) weakly below(right) of row(column)  $\alpha_{k+1}$  is in.
- $k$ -SW(NE)-sblock stands for complement of  $k$ -SW(NE)-lblock inside  $k$ -SW(NE)-block.

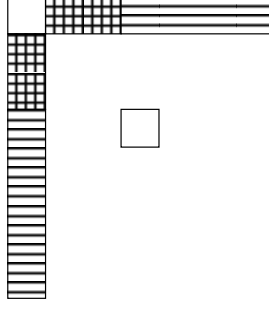


FIGURE 25.  $\alpha_k, \alpha_{k+1}$  are represented by white boxes.  $k$ -SW(NE)-lblock is represented by box filled with horizontal lines.  $k$ -SW(NE)-sblock is represented by box filled with squares.

**Lemma 56.** *If SW(NE)-ends of  $k$ -block and  $(k+1)$ -block are connected, then  $k$ -NE(SW)-sblock is empty. And if  $k$ -NE(SW)-sblock is empty, the following holds. Let  $\beta$  denote either  $\alpha_{k+1}$  or a dot of  $(k+1)$ -SW(NE)-block. Pick a lowermost(rightmost) dot  $\gamma$  among dots of  $k$ -SW(NE)-block that lie in region above(left) of  $\beta$ . Then  $\gamma$  dominates  $\beta$ .*

*Proof.* First statement is trivial. For the second statement, since  $(k+1)$ -NE(SW)-sblock is empty,  $\gamma$  was folded only when  $\beta$  was folded. So it means  $\gamma$  dominated  $\beta$  in the  $\lrcorner$ -diagram.  $\square$

**Lemma 57.** *For each dot on  $k$ -SW(NE)-block, draw a line to the right(below). Then there are dots on the  $k'$ -blocks, where  $k' > k$ , on the intersection with that horizontal(vertical) line.*

*Proof.* By Lemma 54 and the folding process.  $\square$

## 9. PROOF OF LEMMA 47 III : TRANSFORMING $S\lrcorner$ -DIAGRAM TO A $J\lrcorner$ -DIAGRAM

We follow the notations used in the previous section. In the previous section, we have obtained an algorithm to transform a  $\lrcorner$ -diagram to a  $S\lrcorner$ -diagram. In this section, we will obtain an algorithm to transform it to a  $J\lrcorner$ -diagram. The process involved will be called the refining process and jumping/sweeping process.

Let's look at the refining process. Recall that we have fixed  $D_1$  and obtained  $SD_1$  from it. Let's look at some properties of  $SD_1$ .

**Definition 58.** Pick any two adjacent points of  $k$ -SW-block. Let them be at position  $(x, y), (x', y)$ ,  $x < x'$  and variables be  $\Delta_{aXx, bYy}, \Delta_{aX'x', bYy}$ . We will say  $\Delta_{aX'x', bYy}$  is unswappable if  $\Delta_{Xxx', bYy} > 0$  and swappable if it is zero. We will say  $\Delta_{aX'x', bYy}$  is uploadable if  $\Delta_{Xx, bY} > 0$ . So uploadable means the following. If one of the following conditions are satisfied,

- $\Delta_{X'x, bY}$  or  $\Delta_{Xxx', bYy}$  is zero in the cell.
- $\Delta_{X'x, bY}$  and  $\Delta_{Xxx', bYy}$  is inside the diagram.

we can push at  $\Delta_{aX'x', bYy}$ . Swappability and uploadability is defined similarly for two adjacent vertices of  $k$ -NE-block.

**Lemma 59.** *If a dot is unswappable, it is uploadable.*

*Proof.* Follows directly from the definitions.  $\square$

**Lemma 60.** *A point in a  $k$ -SW(NE)-block is uploadable if and only if SW(NE)-end of  $k$ -SW(NE)-block is adjacent to a  $k-1$  rank dot not dominated by  $\alpha$ .*

*Proof.* Denote  $\beta$  by  $\Delta_{aX'x', bYy}$ . Let its uploadability condition be  $\Delta_{Xx, bY} > 0$ . Let  $Xx = \{x_1, \dots, x_{k-1}\}, bY = \{y_1, \dots, y_{k-1}\}$  such that  $x_1 < \dots < x_{k-1}, y_1 < \dots < y_{k-1}$ . From  $\Delta_{Xx, bY} > 0$ ,

we have dots  $(w_1, y_1), \dots, (w_{k-1}, y_{k-1})$  such that  $w_i \geq x_i$  for  $1 \leq i \leq k-1$  in  $D_1$ . Denote dot at  $(w_{k-1}, y_{k-1})$  by  $\gamma$ . Then  $\gamma$  is not dominated by  $\alpha$ . So  $\gamma$  has to lie on row weakly below row of SW-end of  $k$ -block. But if it is strictly below the row of SW-end of  $k$ -block, we don't have a path going from  $x_{k-1}$  to  $y_{k-1}$ . So  $\gamma$  is adjacent to SW-end of  $k$ -block. By Lemma 49,  $\gamma$  is of rank  $k-1$ . This proves the only if direction. By Remark 55 and the supersmoothness of  $\lrcorner$ -diagram,  $\gamma$  is  $\Delta_{H \setminus \{a\}, J \setminus \max(J)}$  where SW-end of SW-block is denoted as  $\Delta_{H,J}$ .

Now denote the SW-end of  $k$ -SW-block as  $\Delta_{aX_1, Yy}$ . Let the dots above that on the  $k$ -SW-block be  $\Delta_{aX_2, Yy}, \Delta_{aX_3, Yy}, \dots$  from bottom to top. The  $k-1$ -rank dot to the left of  $\Delta_{aX_1, Yy}$  is  $\Delta_{X_1, Y_1}$  due to the above argument.

$$\Delta_{aX_1, Yy} \Delta_{X_2, Y} = \Delta_{X_1, Y} \Delta_{aX_2, Yy} + \Delta_{X_1 \cup X_2, Yy} \Delta_{\{a, X_1 \cap X_2\}, Y}$$

gives us  $\Delta_{X_2, Y} > 0$ . So  $\Delta_{aX_1, Yy}$  is uploadable. Now if we look at the following relation for each  $k$ ,

$$\Delta_{aX_k, Yy} \Delta_{X_{k+1}, Y} = \Delta_{X_k, Y} \Delta_{aX_{k+1}, Yy} + \Delta_{X_k \cup X_{k+1}, Yy} \Delta_{\{a, X_k \cap X_{k+1}\}, Y}$$

tells us each  $\Delta_{aX_k, Yy}$  is uploadable. So all dots of  $k$ -SW-block are uploadable.  $\square$

**Corollary 61.** *Pick any point on  $k$ -SW(NE)-block. If that point is uploadable, then all points in that block is uploadable.*

By above corollary, we can say a  $k$ -SW(NE)-block is uploadable or non-uploadable, since all dots in the  $k$ -SW(NE)-block are uploadable or non-uploadable.

**Corollary 62.** *If  $(k+1)$ -SW(NE)-block is uploadable, then  $k$ -NE(SW)-lblock is empty.*

*Proof.* Follows from Lemma 60,  $\lrcorner$ -condition and Remark 55.  $\square$

So by Lemma 56, if  $(k+1)$ -SW(NE)-block is uploadable, each dot in  $(k+1)$ -SW(NE)-block is dominated by a dot in  $k$ -SW(NE)-block.

**Corollary 63.** *If there is an unswappable dot in  $k$ -SW(NE)-block, denote it  $\beta$ . Let its unswappable condition be  $\Delta_{H,J} > 0$ . This happens if and only if there is a dot in  $(k+1)$ -block, having its uploadability condition as  $\Delta_{H,J} > 0$ . Call this dot helper of  $\beta$ . Then  $\beta$  is dominates the helper of  $\beta$ .*

So we can say a lblock is unswappable or swappable, since either all dots in the lblock are swappable or unswappable. If it is empty, we will also say that it is swappable. All dots in  $k$ -SW(NE)-sblocks are swappable by the above corollary. Now we want to know when an uploadable dot can be pushed. For convenience, we will say that a  $k$ -SW(NE)-block is unswappable if  $k$ -SW(NE)-lblock is unswappable.

**Proposition 64.** *Denote an uploadable dot in  $k$ -SW(NE)-block as  $\beta$ . If there is an adjacent dot to the below(right) on the block, call it  $\gamma$ . If  $\beta$  is unswappable, call the helper of  $\beta$  as  $\omega$ . Then  $\beta$  can be pushed if one of the following is satisfied.*

- (1)  $\gamma$  and  $\omega$  does not exist.
- (2)  $\gamma$  does not exists,  $\omega$  exists and is pushed.
- (3)  $\gamma$  exists and is pushed,  $\omega$  does not exists.
- (4)  $\gamma$  and  $\omega$  exist and both of them are pushed.

*Proof.* Follows from the pucker mutation corresponding to the push. Denote  $\beta$  by  $\Delta_{aX, Yb}$  and adjacent dot to the above by  $\Delta_{aX', Yb}$ . Non-existence of  $\gamma$  means  $\beta$  is SW-end of the block. By Lemma 60, the adjacent dot of  $\gamma$  with rank  $k-1$  gives us  $\Delta_{X, Y}$ . If  $\gamma$  exists,  $\gamma$  being pushed gives us  $\Delta_{X, Y}$ . Non-existence of  $\omega$  gives us  $\Delta_{X \cup X', Yb} = 0$  in the cell. If  $\omega$  exists,  $\omega$  being pushed provides us with  $\Delta_{X \cup X', Yb}$ .  $\Delta_{\{a\} \cup (X \cap X'), Y}$  is given by dot dominating  $\beta$ .  $\square$



So we can push all dots of a  $k$ SW(NE)-block if it is uploadable. We do this by pushing the  $k$ -SW(NE)-end first then moving along the block as we push the adjacent dots. It is the same for  $k$ -SW(NE)-lblock. We can push the  $k$ -SW(NE)-sblock after we have pushed the  $k$ -SW(NE)-lblock. Pulling is done by reversing the process of pushing.

**Lemma 65.** *It is always possible to pull back blocks that were swappable but uploaded.*

*Proof.* Look at the Plücker mutation of the pull. Since in this case,  $\Delta_{X \cup X', Yb}$  is zero due to the fact that we are looking at a block that is swappable. So we can always push or pull the block.  $\square$

Our refining process will be pushing necessary blocks to make the jumping from  $\alpha$  to all other dots dominated by  $\alpha$  possible. We push all blocks that are unswappable. There are blocks that are swappable but uploadable. We want to decide whether or not to push them.

**Definition 66.** Let us have  $\Delta_{aX, bY}, \Delta_{X, Y}, \Delta_{aX', bY'}$  in the pre-TP-diagram but not  $\Delta_{X', Y'}$ . We will say that we jump from dot  $\Delta_{aX, bY}$  to  $\Delta_{aX', bY}$  by replacing  $\Delta_{aX, bY}$  with  $\Delta_{X', Y'}$ .

So what we want to do is the following. Starting from  $\alpha$ , we want a sequence of jumps that goes through all dots dominated by  $\alpha$  of the pre-TP-diagram, not landing on the same dot twice. Sweeping is jumping through adjacent dots of a block. When all dots dominated by  $\alpha$  except  $\alpha_k$ 's are swappable, we can sweep through the  $k$ -blocks in any direction (From SW-end to NE-end or from NE-end to SW-end). We are going to prove later that when SW(NE)-ends of  $k$ -SW(NE)-block and  $(k+1)$ -SW(NE)-block of swappable blocks are connected, we can jump from SW(NE)-end of  $k$ -SW(NE)-block to  $(k+1)$ -SW(NE)-block. We are looking at weakly-connected cells. Assume the following conditions hold.

- All blocks are swappable.
- For  $k$  odd, SW-ends of  $k$ -block and  $(k+1)$ -block are connected.
- For  $k$  even, NE-ends of  $k$ -block and  $(k+1)$ -block are connected.

Then we could process as the following.

- (1) Jump from  $\alpha$  to SW-end of 2-block.
- (2) Sweep from SW-end to NE-end of 2-block.
- (3) Jump from NE-end of 2-block to NE-end of 3-block.
- (4) Sweep from NE-end to SW-end of 3-block.
- (5) Jump from SW-end of 3-block to SW-end of 4-block.
- (6) ... So on.

But the first condition we assumed normally does not hold. We can't sweep in any direction of  $k$ -block if a  $k$ -SW(NE)-lblock is unswappable. This is why we push unswappable blocks.

Recall that  $m_\alpha$  denotes the maximal rank among all dots dominated by  $\alpha$  in  $\lrcorner$ -diagram of the cell. Since we have fixed  $\alpha$ , denote  $m_\alpha$  by  $m$ . If  $m = 1$ , there is nothing to do, so assume  $m \geq 2$ .

Now let's start the refining process. Denote  $k_1, k_2$  to be the minimal rank of SW, NE blocks which are swappable. Then SW(NE)- $k_1(k_2)$ -block is swappable and uploadable. Assume  $k_1 \leq k_2$ . So SW-blocks of rank  $2, \dots, k_1$  are uploadable and NE-blocks of rank  $2, \dots, k_2$  are uploadable. Push  $(k_1)$ -SW-block, then  $(k_1 - 1)$ -SW-block, and repeat till we push 2-SW-block. This is possible due to Proposition 64. Then pull back  $k_1$ -SW-block which is possible due to Lemma 65. Do the same for NE-blocks.

The situation can more simply be described as a graph on a grid. To avoid confusion, we denote positions of points in this grid as  $\langle x, y \rangle$ . When we delete a dot, we also delete the adjacent edges.

- (1) On a grid, draw dots at  $\langle 0, 1 \rangle, \langle 0, 2 \rangle, \dots, \langle 0, m \rangle$ . They stand for  $\alpha, \dots, \alpha_m$ .

- (2) Now draw dots  $\langle -1, k_1 \rangle, \dots, \langle -1, m \rangle, \langle 1, k_2 \rangle, \dots, \langle 1, m \rangle$ . They stand for SW, NE-ends of each block. Note that when  $k$ -SW(NE)-block was empty, then SW-end of  $k$ -block is also  $\alpha_k$ . So  $\langle -1, k \rangle$  and  $\langle 0, k \rangle$  both denotes  $\alpha_k$ .  $\alpha_4$  of second example in Section 7 is such an example. See Figure 26.
- (3) If  $k_1 = 2$ , draw edge  $\langle 0, 1 \rangle \rightarrow \langle -1, 2 \rangle$ . If  $k_2 = 2$ , draw edge  $\langle 0, 1 \rangle \rightarrow \langle 1, 2 \rangle$ . This corresponds to the fact  $\alpha_1$  is SW-end and NE-end of 1-block.
- (4) For  $k \geq k_1$ , draw  $\langle -1, k \rangle \rightarrow \langle -1, k+1 \rangle$  if SW-ends of  $k, (k+1)$ -block are connected. The edges drawn correspond to the fact that we can jump from SW-end of  $k$ -block to SW-end of  $(k+1)$ -block for  $k \geq k_1$ , which will be proven in Lemma 70.
- (5) Similarly, for  $k \geq k_2$ , draw  $\langle 1, k \rangle \rightarrow \langle 1, k+1 \rangle$  if NE-ends of  $k, (k+1)$ -block are connected.
- (6) Now draw edges  $\langle 0, k \rangle \rightarrow \langle 0, k+1 \rangle$  for  $1 \leq k < k_1 - 1$ . This corresponds to fact that when SW and NE blocks of  $(k+1)$ -block are pushed, it is jumpable from  $\alpha_k$  to  $\alpha_{k+1}$ . This will be proven in Corollary 68.
- (7) Weakly-connectedness tells us we whenever we have vertices  $\langle (-1)^{k+t}, k \rangle, \langle (-1)^{k+t}, k+1 \rangle$  we have edge  $\langle (-1)^{k+t}, k \rangle \rightarrow \langle (-1)^{k+t}, k+1 \rangle$  where  $t$  is either 0 or 1.
- (8) Orientation of the horizontal edges will correspond to which direction we do the sweeping of each  $k$ -blocks. We have to decide them

Define  $par(x)$  as the parity of integer  $x$ . For  $k > k_2$  we can either draw  $\langle -1, k \rangle \rightarrow \langle 0, k \rangle \rightarrow \langle 1, k \rangle$  or  $\langle -1, k \rangle \leftarrow \langle 0, k \rangle \leftarrow \langle 1, k \rangle$  due to the fact that  $k$ -block is swappable.

- If  $par(k) = par(t)$ , draw edges  $\langle -1, k \rangle \rightarrow \langle 0, k \rangle, \langle 0, k \rangle \rightarrow \langle 1, k \rangle$ .
- If  $par(k) \neq par(t)$ , draw edges  $\langle 1, k \rangle \rightarrow \langle 0, k \rangle, \langle 0, k \rangle \rightarrow \langle -1, k \rangle$ .

Now we have to decide whether to push SW(NE)- $k_1(k_2)$ -block or not. We express them by  $\langle -1, k_1 \rangle$  and  $\langle 1, k_2 \rangle$ .  $\langle -1, k_1 \rangle$  corresponds to  $k_1$ -SW-block. If we push the  $k_1$ -SW-block, we delete the dot.  $\langle 1, k_2 \rangle$  corresponds to  $k_2$ -NE-block. If we push the  $k_2$ -NE-block, we delete the dot.

- If  $k_1 = k_2$ .
  - If  $par(k_1) = par(t)$ . We have  $\langle 1, k_1 \rangle \rightarrow \langle 1, k_1 + 1 \rangle$ . Push  $k_1$ -SW-lblock and delete  $\langle -1, k_1 \rangle$ . Draw edge  $\langle 0, k_1 - 1 \rangle \rightarrow \langle 0, k_1 \rangle$  which corresponds to the fact that we can do a sequence of jumps from  $\alpha_{k_1}$  to SW-end of  $k_1$ -SW-sblock, then to  $\alpha_{k+1}$  due to Lemma 69.
  - If  $par(k_1) \neq par(t)$ . We have  $\langle -1, k_1 \rangle \rightarrow \langle -1, k_1 + 1 \rangle$ . Push  $k_1$ -NE-lblock and delete  $\langle 1, k_1 \rangle$ . Draw edge  $\langle 0, k_1 - 1 \rangle \rightarrow \langle 0, k_1 \rangle$  which corresponds to the fact that we can do a sequence of jumps from  $\alpha_{k_1}$  to NE-end of  $k_1$ -NE-sblock, then to  $\alpha_{k+1}$  due to Lemma 69.
- If  $k_1 < k_2$ .
  - For  $\langle -1, k_1 \rangle$ ,
    - If  $par(k_1) \neq par(t)$ . We have  $\langle -1, k_1 \rangle \rightarrow \langle -1, k_1 + 1 \rangle$ . Do not push the  $k_1$ -SW-block. Draw edge  $\langle -1, k_1 \rangle \leftarrow \langle 0, k_1 \rangle$ .
    - If  $par(k_1) = par(t)$ . Push the  $k_1$ -SW-block and delete  $\langle -1, k_1 \rangle$ .
  - For  $k_1 < k < k_2$ , draw edge
    - $\langle -1, k \rangle \rightarrow \langle 0, k \rangle$  if  $par(k) = par(t)$
    - $\langle -1, k \rangle \leftarrow \langle 0, k \rangle$  if  $par(k) \neq par(t)$ .
  - For  $k_1 - 1 \leq k \leq k_2 - 1$ , draw edge  $\langle 0, k \rangle \rightarrow \langle 0, k+1 \rangle$  if  $par(k) = par(t)$ . This corresponds to the following. Pull the  $k$ -NE-sblock, which is possible due to Lemma 65. Do a sequence of jumps from  $\alpha_k$  to NE-end of  $k$ -NE-sblock. Then we can jump from that dot to  $\alpha_{k+1}$  by Lemma 69.
  - For  $\langle 1, k_2 \rangle$ ,



- If  $k$ -SW-block is uploadable but not pushed, this means this block is swappable. So we can temporarily upload it to get  $\Delta_{X,Y'}$ . After we have jumped, pull the block back again, which is possible due to Lemma 65. This is exactly what we did in (T3),(T5) of both examples in Section 7. Similar for  $k$ -NE-block.

So we can do the fold to jump from  $\alpha_k$  to  $\alpha_{k+1}$ . □

From above lemma, we get the following corollary.

**Corollary 68.** *If both  $(k+1)$ -SW-block and  $(k+1)$ -NE-block are uploadable, it is jumpable from  $\alpha_k$  to  $\alpha_{k+1}$*

**Lemma 69.** *If  $k$ -NE(SW)-sblock is empty but  $k$ -SW(NE)-sblock is not, it is jumpable from SW(NE)-end of  $k$ -SW(NE)-sblock to  $\alpha_{k+1}$ .*

*Proof.* If NE-sblock of  $k$ -block is empty but SW-sblock is not, this implies SW-end of  $k$ -SW-sblock dominates  $\alpha_{k+1}$ . Denote SW-end of  $k$ -SW-sblock as  $\Delta_{aX,bY}$  and  $\alpha_{k+1}$  as  $\Delta_{aXa_k,bYb_k}$ . We want to prove  $\Delta_{aX,Yb_k} = 0$ .

Assume  $\Delta_{aX,Yb_k} > 0$ .

Denote  $aX = \{w_1, \dots, w_k\}$ ,  $Yb_k = \{z_1, \dots, z_k\}$  such that  $w_1 < \dots < w_k$ ,  $z_1 < \dots < z_k$ . Then we have dots in  $D_1$  at  $(v_1, z_1), \dots, (v_k, z_k)$  where  $v_i \leq w_i$ . By  $\lrcorner$ -condition we have a dots at  $(v_{t-1}, z_t)$ ,  $2 \leq t \leq k$ . Since  $\alpha_k$  is at column  $z_{t-1}$ , by smoothness implies  $(v_{t-1}, z_t)$  has rank  $k+1$ . So pick the uppermost dot of rank  $k+1$  on column  $z_k$ . This dot is dominated by a dot of  $k$ -block.

So  $\Delta_{aX,Yb_k} > 0$  implies there is a rank  $k+1$  dot dominated by  $\alpha$  on column  $\max(Y)$ . This contradicts the fact that  $\alpha_{k+1}$  is unique NW-corner of  $(k+1)$ -block. Hence  $\Delta_{aX,Yb_k} = 0$ . Now looking at the Plücker relation corresponding to a fold, we have the following relation.

$$\Delta_{Xa_k,Yb_k} \Delta_{aX,bY} = \Delta_{aXa_k,bYb_k} \Delta_{X,Y}$$

Since we have  $\alpha_{k+1} = \Delta_{aXa_k,bYb_k}$ ,  $\Delta_{X,Y}$  in the current TP-diagram, we can exchange  $\Delta_{aX,bY}$  with  $\Delta_{Xa_k,Yb_k}$ . □

**Lemma 70.** *If SW(NE)-ends of  $k$ -block and  $(k+1)$ -block are connected, and  $k$ -SW(NE)-block is swappable, we can jump from SW-end of  $k$ -block to SW(NE)-end of  $(k+1)$ -block.*

*Proof.* Recall that we called SW-ends of  $k, (k+1)$ -block connected if one of the following holds.

- (1) SW-end of  $k$ -block dominates SW-end of  $(k+1)$ -block
- (2) SW-end of  $k$ -block is adjacent to SW-end of  $(k+1)$ -block

$k$ -SW-end being swappable implies  $(k+1)$ -SW-end unuploadable.

For case (1), denote  $k$ -SW-end as  $\Delta_{aX,bY}$  and  $(k+1)$ -SW-end as  $\Delta_{aXx,bYy}$ .  $(k+1)$ -SW-end unuploadable implies  $\Delta_{Xx,bY} = 0$ . So looking at the Plücker relation corresponding to a fold, we have the following relation.

$$\Delta_{Xx,Yy} \Delta_{aX,bY} = \Delta_{aXx,bYy} \Delta_{X,Y}$$

Since we have  $\Delta_{aXx,bYy}$ ,  $\Delta_{X,Y}$  in the current TP-diagram, we can exchange  $\Delta_{aX,bY}$  with  $\Delta_{Xx,Yy}$ .

For case (2), the proof is similar. □

## 10. PROOF OF LEMMA 47 IV : TRANSFORMING A $J\lrcorner$ -DIAGRAM TO A $G\lrcorner$ -DIAGRAM

In this section, we will finish proving Lemma 47. Recall that in the previous sections, we have fixed a cell, its corresponding  $\lrcorner$ -diagram  $D_1$ , its NE-corner of 1-rkline  $\alpha = \Delta_{\{a\},\{b\}}$ , and a  $\lrcorner$ -diagram  $D_2$  obtained from  $D_1$  by deleting dots corresponding to  $\alpha$ .

We first will show an algorithm to transform  $D_2$ , so that all variables are same except for one compared to  $JD_1$  of the previous section. We will imitate the straightening, refining process we have done for  $D_1$ .

**Definition 71.** For pre-TP-diagram  $T$  containing  $\alpha$ , we say that pre-TP-diagram  $T'$  is obtained by trimming  $\alpha$  from  $T$  if we get  $T'$  from  $T$  by deleting  $\alpha$  and changing  $\Delta_{aX,bY}$  to  $\Delta_{X,Y}$ . Since we fixed  $\alpha$  in this section, we will say that  $T'$  can be obtained from  $T$  by trimming.

Our basic strategy is as the following. Whenever we do a fold at  $\Delta_{aX,bY}$  of  $D_1$ , we do a fold at  $\Delta_{X,Y}$  of  $D_2$ . Whenever we do a push at  $\Delta_{aX,bY}$  of  $D_1$ , we do a fold at  $\Delta_{X,Y}$  of  $D_2$ . For each step, we will denote this as imitating fold(push) of  $\Delta_{aX,bY}$ . Let's first prove that the entire straightening process can be imitated.

**Lemma 72.** *The straightening process for  $D_1$  can be imitated at  $D_2$ . That is, if  $T_1 = D_1 \rightarrow T_2 \rightarrow T_3 \cdots \rightarrow T_s = SD_1$  is the sequence of pre-TP-diagrams obtained in the straightening process, we can imitate each step to get  $T'_1 = D_2 \rightarrow T'_2 \rightarrow T'_3 \cdots \rightarrow T'_s = SD'_1$ . And  $T'_s$  is obtained from  $T_s$  by trimming.*

*Proof.* By definition, we know  $T'_1$  is obtained from  $T_1$  by trimming. Assume we already have constructed  $T'_1 \rightarrow T'_2 \cdots \rightarrow T'_i$  by imitating  $T_1 \rightarrow T_2 \cdots \rightarrow T_i$  and  $T'_i$  is obtained from  $T_i$  by trimming. Let's prove we can imitate  $T_i \rightarrow T_{i+1}$  to get  $T'_i \rightarrow T'_{i+1}$  and  $T'_{i+1}$  can be obtained from  $T_{i+1}$  by trimming.

The Plücker mutation of the fold  $T_i \rightarrow T_{i+1}$  can be expressed as the following relation.

$$\Delta_{aX,bY} \Delta_{aX',bY'} = \Delta_{aX',bY} \Delta_{aX,bY'} + \Delta_{aX \cap aX', bY \cap bY'} \Delta_{aX \cup aX', bY \cup bY'}$$

Now the relation we will use for  $T'_i \rightarrow T'_{i+1}$  can be expressed as the following relation.

$$\Delta_{X,Y} \Delta_{X',Y'} = \Delta_{X',Y} \Delta_{X,Y'} + \Delta_{X \cap X', Y \cap Y'} \Delta_{X \cup X', Y \cup Y'}$$

Since  $T'_i$  is obtained from  $T_i$  by trimming due to induction hypothesis, we have all the necessary variables to do a Plücker mutation corresponding to this relation. And it is direct from the relation that  $T'_{i+1}$  can be obtained from  $T_{i+1}$  by trimming. So by induction, we have proven the lemma.  $\square$

**Lemma 73.** *Refining process for  $SD_1$  can be imitated in  $SD_2$ . That is, if  $Q_1 = SD_1 \rightarrow Q_2 \rightarrow Q_3 \cdots \rightarrow Q_f = JD_1$  is the sequence of pre-TP-diagrams obtained in the refining process, we can imitate each step to get  $Q'_1 = SD_2 \rightarrow Q'_2 \rightarrow Q'_3 \cdots \rightarrow Q'_f = JD'_1$  where each  $Q'_i$  is obtained from  $Q_i$  by trimming.*

*Proof.* By definition, we know  $Q'_1$  is obtained from  $Q_1$  by trimming. Assume we already have constructed  $Q'_1 \rightarrow Q'_2 \cdots \rightarrow Q'_i$  by imitating  $Q_1 \rightarrow Q_2 \cdots \rightarrow Q_i$  and  $Q'_i$  is obtained from  $Q_i$  by trimming. Let's prove we can imitate  $Q_i \rightarrow Q_{i+1}$  to get  $Q'_i \rightarrow Q'_{i+1}$  and  $Q'_{i+1}$  can be obtained from  $Q_{i+1}$  by trimming.

The Plücker mutation of the push/pull  $Q_i \rightarrow Q_{i+1}$  can be expressed as the following relation. (Assume it is a SW-push. Proof is similar for other cases.)

$$\Delta_{aXx,bYy} \Delta_{X',bY} = \Delta_{X,bY} \Delta_{aX',bYy} + \Delta_{X \cup X', bYy} \Delta_{\{a\} \cup (X \cap X'), bY}$$

Now the relation we will use for  $Q'_i \rightarrow Q'_{i+1}$  can be expressed as the following relation.

$$\Delta_{Xx,Yy} \Delta_{X',bY} = \Delta_{X,bY} \Delta_{X',Yy} + \Delta_{X \cup X', bYy} \Delta_{X \cap X', Y}$$

Since  $Q'_i$  is obtained from  $Q_i$  by trimming due to induction hypothesis, we have all the necessary variables to do a Plücker mutation corresponding to this relation. And it is direct from the relation that  $Q'_{i+1}$  can be obtained from  $Q_{i+1}$  by trimming. So by induction, we have proven the lemma.  $\square$

So we have a sequence of mutations  $D_2$  to  $JD'_1$ . And by reversing this process, we get a sequence of mutations  $JD'_1$  to  $D_2$ . All variables in  $JD'_1$  are contained in  $JD_1$ .

**Lemma 74.** *Let  $D_2$  be a  $\lrcorner$ -diagram obtained from  $D_1$  by deleting  $\alpha = (a, b)$ , the NW-corner of 1-rkline. Let  $|H| = |J|$  such that*

- (1)  $\min(H) \geq a, \min(J) \geq b$
- (2)  $a \notin H$  or  $b \notin J$ .

*Then  $\Delta_{H,J}$  is nonzero in  $S_{D_1}$  if and only if it is nonzero in  $S_{D_2}$ .*

*Proof.* Look at the paths corresponding to  $\Delta_{H,J}$  inside the  $\lrcorner$ -graph of  $D_1, D_2$ . In both graphs, the path is bounded inside the region  $\{(x, y) | x \geq a, y \geq b\}$ . And since  $a \notin H$  or  $b \notin J$ , the path does not cross  $(a, b)$ . So the paths are exactly same in  $\lrcorner$ -graph of  $D_1$  and  $D_2$ .  $\square$

During the transformation process of the previous section, all Plücker variables we have used are dominated by  $\alpha$  or rank 1 dots adjacent to  $\alpha$ . So we can apply the transformation process  $JD'_1 \rightarrow D_2$  to  $JD_1$  by the above lemma. So we can transform  $JD_1$  to a TP-diagram that consists all variables of  $D_2$ , and a variable corresponding to a unique path in  $S_{D_1}$ . Denote this as  $GD_1$ . This proves Lemma 47.

*Remark 75.* During the transformation process  $D_1 \rightarrow SD_1 \rightarrow JD_1 \rightarrow GD_1$ , for all the Plücker mutations we used, only Plücker variables that are involved in the transformation process are dots dominated by  $\alpha$  or rank 1 dots adjacent to  $\alpha$ .

## 11. PROOF OF THEOREM 46 AND HOW TO USE IT

Now let's prove Theorem 46. We follow the notation of the previous sections. Start from  $D_1$ , the  $\lrcorner$ -diagram of a weakly-connected positroid cell. Obtain  $D_{i+1}$  by deleting the rightmost NW-corner of 1-rkline of  $D_i$ . Then if we denote the number of dots in  $D_1$  as  $f$ , we get a sequence  $D_1, D_2, \dots, D_f$  where  $D_f$  is a  $\lrcorner$ -diagram with no dots inside.

**Lemma 76.** *Denote  $\alpha = (a, b)$  as the rightmost NW-corner of 1-rkline of  $D_i$ . Let  $|H| = |J|$  such that*

- (1)  $\min(H) \geq a, \min(J) \geq b$
- (2)  $a \notin H$  or  $b \notin J$ .

*Then  $\Delta_{H,J}$  is nonzero in  $S_{D_1}$  if and only if it is nonzero in  $S_{D_i}$ .*

*Proof.* By Lemma 74.  $\square$

By Lemma 47 we have transformation process  $t_i : D_i \rightarrow GD_i$  where  $GD_i$  is the  $G\lrcorner$ -diagram of  $D_i$ . By Lemma 76 we can do the following. Apply  $t_1$  to  $D_1$ , then  $t_2$ , then  $t_3, \dots, t_{f-1}$ . We obtain a TP-diagram such that all of its variables are unique paths in  $D_1$ . So we have proven Theorem 46.

Now let's use what we have obtained to show an example of how to go from canonical TP-bases  $\mathcal{S}$  to TP-bases  $\mathcal{S}'$  such that all edge weights of  $\lrcorner$ -network can be expressed as Laurent monomial in variables of  $\mathcal{S}'$ .

Starting from  $D$  the  $\lrcorner$ -diagram of the cell and  $\mathcal{S}' = \{\}$ , proceed with the following algorithm.

- (1) For  $\lrcorner$ -diagram  $D$ , pick uppermost NW-corner of 1-rkline,  $\alpha = \Delta_{a,b}$ .
- (2) Let  $t$  be the maximal rank of the dots in  $D$ . Weakly-connected property tells us SW(NE)-end of  $(t-1)/\alpha$  and  $t/\alpha$ -rklines are connected. Pick NE(SW)-end of  $t/\alpha$ -rkline. Let it be  $\Delta_{aX,bY}$ .
- (3) Add  $\Delta_{aX,bY}$  to  $\mathcal{S}'$ . Delete  $\alpha$  from  $D$  to get  $D'$ . Repeat the process for  $D'$  if it is nonempty. If  $D'$  is empty, end by adding  $\Delta_{\phi,\phi}$  to  $\mathcal{S}'$ .

Let's apply this to the first example of Section 7. We show the figures for first few steps.

In the end we would get

$$\mathcal{S}' = \{\Delta_{145,123}, \Delta_{1,4}, \Delta_{23,34}, \Delta_{2,4}, \Delta_{34,23}, \Delta_{34,34}, \Delta_{3,4}, \Delta_{45,12}, \Delta_{45,23}, \Delta_{4,3}, \Delta_{4,4}, \Delta_{5,1}, \Delta_{5,2}, \Delta_{5,3}, \Delta_{\phi,\phi}\}$$

It is easy to check that they are all unique-path-variables in  $\lrcorner$ -network of the cell.

1,1			1,4
		12,13	12,14
	13,12	13,13	123, 134
4,1	14,12	134, 123	134, 134
5,1	45,12	145, 123	

			1,4
		2,3	2,4
	3,2	3,3	23,34
4,1	4,2	34,23	34,34
5,1	45,12	45,23	

		2,3	2,4
	3,2	3,3	23,34
4,1	4,2	34,23	34,34
5,1	45,12	45,23	

FIGURE 27.  $\mathcal{S}' = \{\}$ ,  $\mathcal{S}' = \{\Delta_{145,123}\}$ ,  $\mathcal{S}' = \{\Delta_{145,123}, \Delta_{1,4}\}$

			2,4
	3,2	3,3	3,4
4,1	4,2	34,23	34,34
5,1	45,12	45,23	

	3,2	3,3	3,4
4,1	4,2	34,23	34,34
5,1	45,12	45,23	

		3,3	3,4
4,1	4,2	4,3	34,34
5,1	45,12	45,23	

FIGURE 28.  $\mathcal{S}' = \{\Delta_{145,123}, \Delta_{1,4}, \Delta_{23,34}\}$ ,  $\mathcal{S}' = \{\Delta_{145,123}, \Delta_{1,4}, \Delta_{23,34}, \Delta_{2,4}\}$ ,  $\mathcal{S}' = \{\Delta_{145,123}, \Delta_{1,4}, \Delta_{23,34}, \Delta_{2,4}, \Delta_{34,23}\}$

## 12. LATTICE-PATH-MATROID CELLS, CLUSTER ALGEBRA AND THE NONNEGATIVITY CONJECTURE

In this section, we will restrict ourselves to lattice-path-matroid cells. We can apply our algorithm for weakly-connected cells to obtain a TP-bases  $\mathcal{S}'$  from the canonical TP-bases  $\mathcal{S}$ . We will prove that  $\mathcal{S}'$  is a cluster in the cluster algebra associated to the cell. This will imply that for this seed, every other Plücker variables are expressed in subtraction-free Laurent polynomials in variables of  $\mathcal{S}'$ .

Let's see what happens if we apply the algorithm for TP-bases. Pick a NW-corner of 1-rkline  $\alpha$ . Then each  $k/\alpha$ -rkline consists of unique element  $\alpha_k$ . So we don't need any straightening or refining process. We can jump from  $\alpha = \alpha_1$  to  $\alpha_2$ , from  $\alpha_2$  to  $\alpha_3$  and so on. Now let's show that this jumping corresponds to seed-mutations. To do this, we want to show this jumping corresponds to square moves in a plabic graph, which will prove that the move is a valid seed mutation in the cluster algebra associated to the cell.

So if we restate the algorithm in terms of cluster algebra and quivers, it is as the following. Let the initial seed be  $(Q, u)$ , pick a northwest corner dot in the  $\mathcal{J}$ -diagram. Delete that dot to get a new  $\mathcal{J}$ -diagram. And let  $(Q', u')$  be the initial seed corresponding to that cell corresponding to the new  $\mathcal{J}$ -diagram. Using square moves, we will transform  $(Q, u)$  to  $(Q'', u'')$  so that it looks almost like  $(Q', u')$ . That is, excluding one vertice and all edges incident to it in  $Q''$ , it will look like  $Q'$ . And  $u''$  will consist of variables in  $u'$  and one extra variable that corresponds to a unique path in the original  $\mathcal{J}$ -graph.

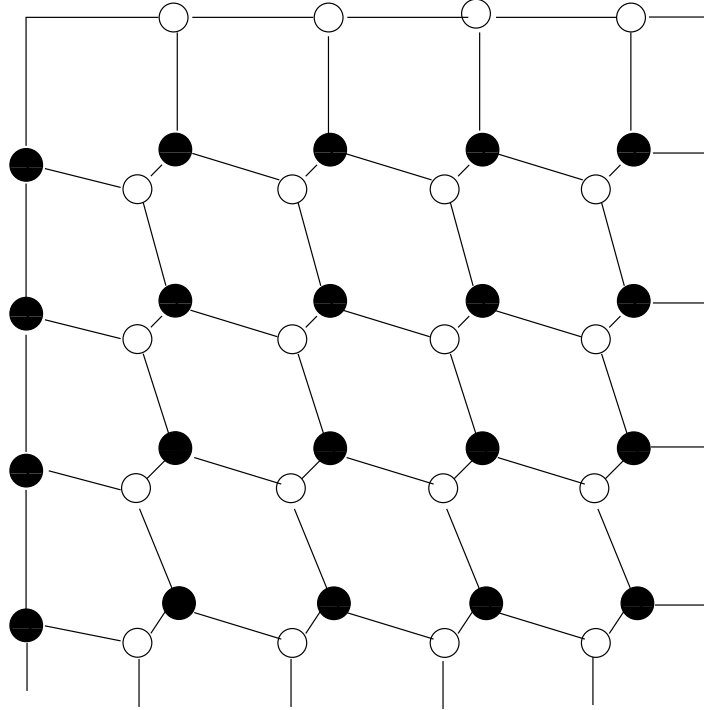


FIGURE 29. Plabic graph of top-cell in  $Gr_{4,8}^{tnn}$

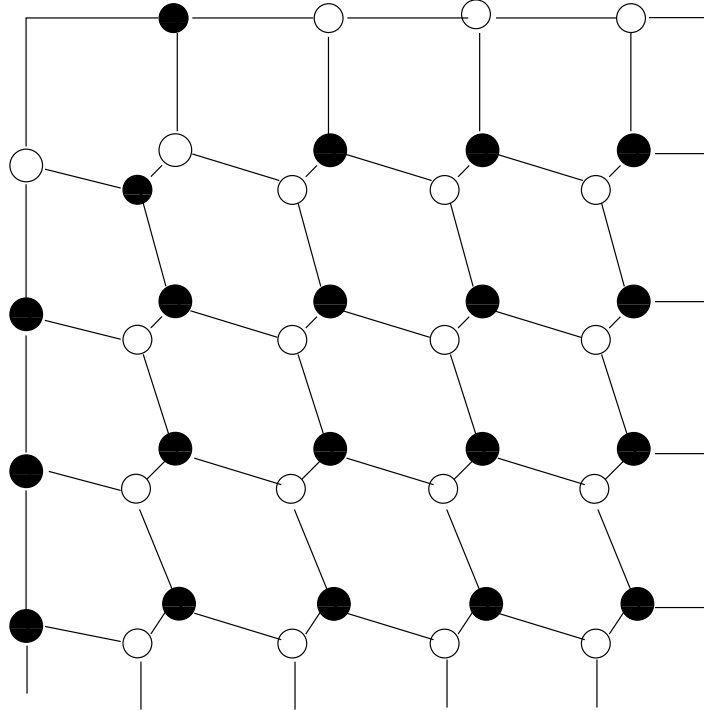


FIGURE 30. (M1) on the upper left square

The canonical TP-bases  $\mathcal{S}$  (The cluster of initial seed  $(Q, u)$ ) consists of the following Plücker variables. For each dot at  $(a, b)$ , denote  $t_{a,b}$  as the maximal number such that there is a dot inside



the diagram at  $(a-t_{a,b}, b-t_{a,b})$ . Define  $E_{a,b}$  as  $\{a-t_{a,b}, \dots, a-1, a\}$  and  $F_{a,b}$  as  $\{b-t_{a,b}, \dots, b-1, b\}$ . Then  $\mathcal{S}$  consists of Plücker variables  $\Delta_{E_{a,b}, F_{a,b}}$  for each dots in the  $\mathcal{J}$ -diagram. Now let's transform this to  $\mathcal{S}'$  using square moves of the plabic graph.

First apply the square move to square corresponding to point  $(a, b)$ . See Figure 29 for an example. It is adjacent to squares corresponding to  $\Delta_{\phi, \phi}, \Delta_{\{a\}, \{b+1\}}, \Delta_{\{a+1\}, \{b\}}, \Delta_{\{a, a+1\}, \{b, b+1\}}$ . So from

$$\Delta_{\{a\}, \{b\}} \Delta_{\{a+1\}, \{b+1\}} = \Delta_{\phi, \phi} \Delta_{\{a, a+1\}, \{b, b+1\}} + \Delta_{\{a\}, \{b+1\}} \Delta_{\{a+1\}, \{b\}}$$

we get seed obtained by exchanging  $\Delta_{\{a\}, \{b\}}$  with  $\Delta_{\{a+1\}, \{b+1\}}$ .

Now for the changed square, pick the black vertex that is on the southeast part. It is connected another black vertex. Contract those two using  $(M2)$ . Do the same for the white vertex. See Figure 30. Now uncontract the black vertex, but so that the pairs of white vertices that were connected are different from that to prior the contraction. This process is drawn in Figure 32. Also see Figure 31.

Now we can apply the square move to square corresponding to point  $(a+1, b+1)$ . It is adjacent to squares corresponding to  $\Delta_{\{a+1\}, \{b+1\}}, \Delta_{\{a, a+1\}, \{b+1, b+2\}}, \Delta_{\{a+1, a+2\}, \{b, b+1\}}, \Delta_{\{a, a+1, a+2\}, \{b, b+1, b+2\}}$ . So from

$$\Delta_{\{a, a+1\}, \{b, b+1\}} \Delta_{\{a+1, a+2\}, \{b+1, b+2\}} = \Delta_{\{a+1\}, \{b+1\}} \Delta_{\{a, a+1, a+2\}, \{b, b+1, b+2\}} + \Delta_{\{a, a+1\}, \{b+1, b+2\}} \Delta_{\{a+1, a+2\}, \{b, b+1\}}$$

we get seed obtained by exchanging  $\Delta_{\{a, a+1\}, \{b, b+1\}}$  with  $\Delta_{\{a+1, a+2\}, \{b+1, b+2\}}$ . See Figure 33.

Now repeat the procedure, at each step replacing  $\Delta_{\{a, a+1, \dots, a+t\}, \{b, b+1, \dots, b+t\}}$  by  $\Delta_{\{a+1, \dots, a+t+1\}, \{b+1, \dots, b+t+1\}}$  for  $t < k$ . What we get in the end is the plabic graph of  $D_2$  with an extra face attached to the southeastern boundary. See Figure 34 and Figure 35.

So for each NW-corner of 1-rkline of the  $\mathcal{J}$ -diagram, apply the above procedure and delete that dot. If we finish this procedure for all dots of the  $\mathcal{J}$ -diagram, we have obtained  $\mathcal{S}'$  from  $\mathcal{S}$  using seed mutations. So we have proven the following.

**Theorem 77.** *Pick any cell corresponding to lattice-path-matroid in the nonnegative Grassmannian. Look at its  $\mathcal{J}$ -diagram. For each box  $(a, b)$ , denote  $k_{a,b}$  as the maximal number such that there is a box inside the diagram at  $(a+k_{a,b}, b+k_{a,b})$ . Define  $X_{a,b}$  as  $\{a, a+1, \dots, a+k_{a,b}\}$  and  $Y_{a,b}$  as  $\{b, b+1, \dots, b+k_{a,b}\}$ .*

*Let  $\mathcal{S}'$  be set of Plücker variables of from  $\Delta_{X_{a,b}, Y_{a,b}}$  for all dots in the  $\mathcal{J}$ -diagram. Set  $x_e$  where  $e$  is an edge heading towards  $(x, y)$  as  $\Delta_{X_x, Y_y} \Delta_{X_{x+1}, Y_{y+2}} / \Delta_{X_x, Y_{y+1}} \Delta_{X_{x+1}, Y_{y+1}}$ .*

*Since we are looking at projective coordinates, we can set  $\Delta_{\phi, \phi} = 1$ . Then  $\Delta_{H, J} = \sum_{P: H \rightarrow J} \prod_{e \in P} x_e$  where  $P: H \rightarrow J$  indicates non-vertex-crossing paths from source  $H$  to sinks  $J$ .  $\mathcal{S}'$  is a cluster inside the cluster algebra associated to the cell.*

*Proof.* Only thing we haven't proven is to express each  $x_e$  using variables of  $\mathcal{S}'$ . But this is easy and we leave it to the reader as an exercise.  $\square$

### 13. FURTHER REMARKS

In [DKK], the tropicalized TP-bases is studied.

**Definition 78.** Let  $B$  be a truncated box  $B_m^{m'}(a)$ , which is defined as set of integer vectors  $x = (x_1, \dots, x_n)$  such that  $m \leq x_i \leq \max(a_i, m')$  for all  $i \in [n]$ ,  $a = (a_1, \dots, a_n)$ .

A function  $f: B \rightarrow \mathbb{R}$  is called a TP-function if it satisfies

$$f(x + \mathbf{1}_i + \mathbf{1}_k) + f(x + \mathbf{1}_j) = \max\{f(x + \mathbf{1}_i + \mathbf{1}_j) + f(x + \mathbf{1}_k), f(x + \mathbf{1}_i) + f(x + \mathbf{1}_j + \mathbf{1}_k)\}$$

for any  $x$  and  $1 \leq i < j < k \leq n$  and satisfies

$$f(x + \mathbf{1}_i + \mathbf{1}_k) = f(x + \mathbf{1}_j + \mathbf{1}_l) = \max\{f(x + \mathbf{1}_i + \mathbf{1}_j) + f(x + \mathbf{1}_k + \mathbf{1}_l), f(x + \mathbf{1}_i + \mathbf{1}_l) + f(x + \mathbf{1}_j + \mathbf{1}_k)\}$$

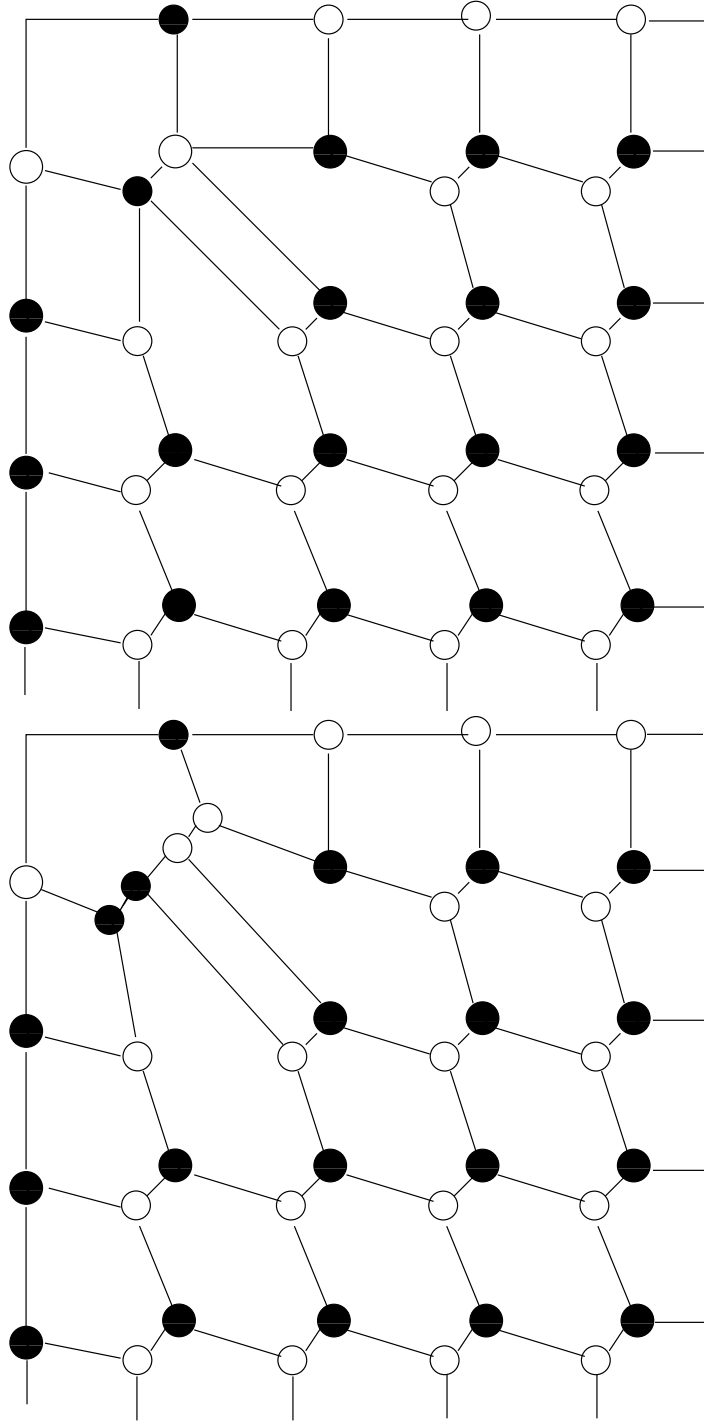


FIGURE 31. (M2) to contract two vertices into one. Then (M2) to split a vertice into two vertices.

for any  $x$  and  $1 \leq i < j < k < l \leq n$  provided all six vectors occurring in each relation belong to  $B$ .

Then a subset  $\mathcal{B} \subseteq B$  is called a TP-basis if each TP-function on  $B$  is determined by values on  $\mathcal{B}$ , and values on  $\mathcal{B}$  can be chosen arbitrarily.

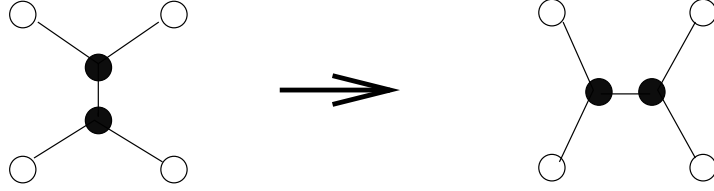


FIGURE 32. Contracting then uncontracting using (M2)

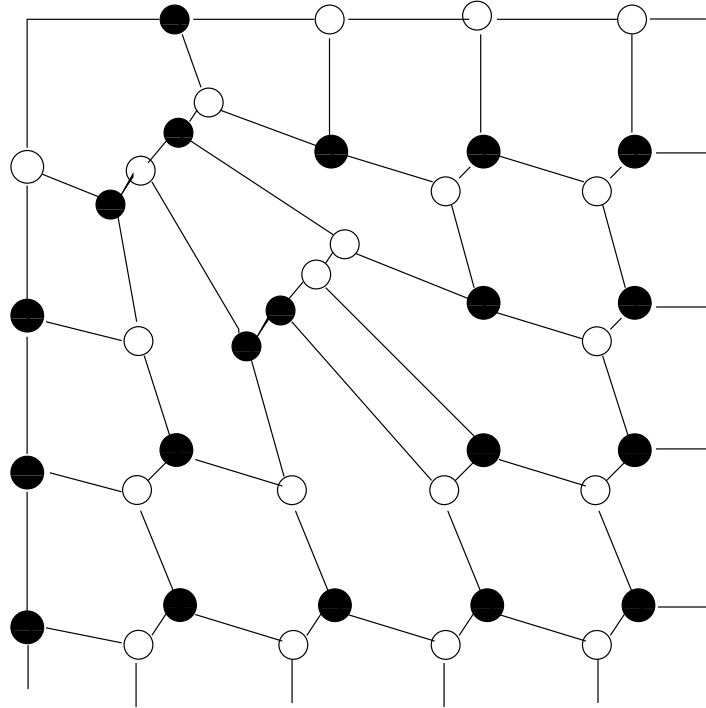


FIGURE 33. Similar procedure on the newly formed square, on the lower diagonal of the converted square

When we set  $m = 0, m' = 1, a = (1, \dots, 1)$  this corresponds to the set of Plücker variables in the top-cell of the nonnegative Grassmannian, since the above relations are tropical analogues of the 3-term Plücker relation. The TP-bases we used, is different in the sense that instead of looking at functions like TP-functions, we restrict ourselves only to Plücker variables. But we look not only at the top cell, but all other positroid cells in the nonnegative Grassmannian.

Now let's try comparing set of nonzero Plücker variables of the cell and set of cluster variables of the associated cluster algebra. In general, the set of nonzero Plücker variables of the cell are not contained in the set of cluster variables of the associated cluster algebra. An easy example of such cell is a cell having  $\lrcorner$ -diagram in Figure 36. The set of cluster variables in this cell is  $\{\Delta_{2,2}, \Delta_{1,2}, \Delta_{2,1}, \Delta_{\phi,\phi}\}$ . But the set of nonzero Plücker variables in this cell is  $\{\Delta_{2,2}, \Delta_{1,2}, \Delta_{2,1}, \Delta_{1,1}, \Delta_{\phi,\phi}\}$ .

**Conjecture 79.** *For any positroid cell, the canonical TP-bases can be transformed via Plücker mutation to a TP-bases consisting of variables coming from unique paths.*

The conjecture has been checked for all cells inside  $Gr_{kn}^{tnn}, n \leq 8$ . We have proven the conjecture for weakly-connected cells using Lemma 47. For non weakly-connected cells we can't use the

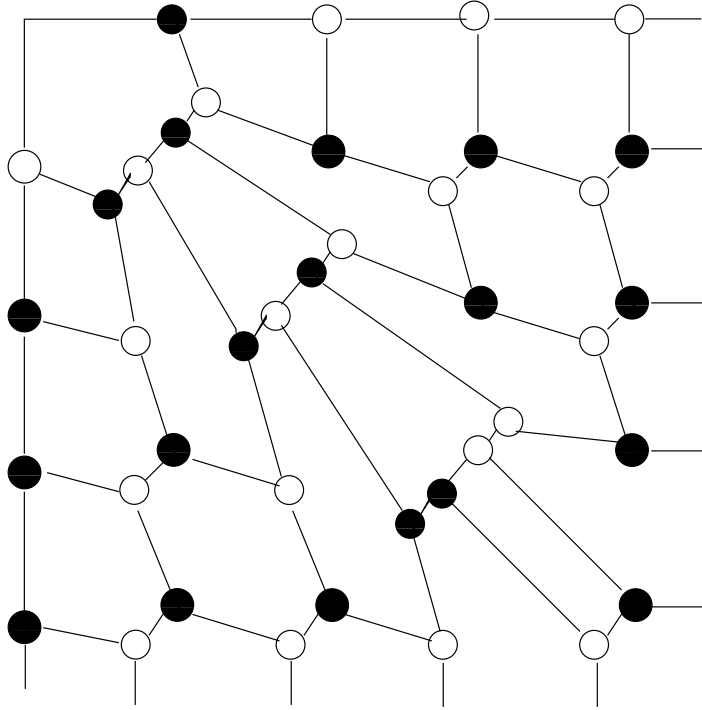


FIGURE 34. Repeat the procedure on the newly formed square, end of process

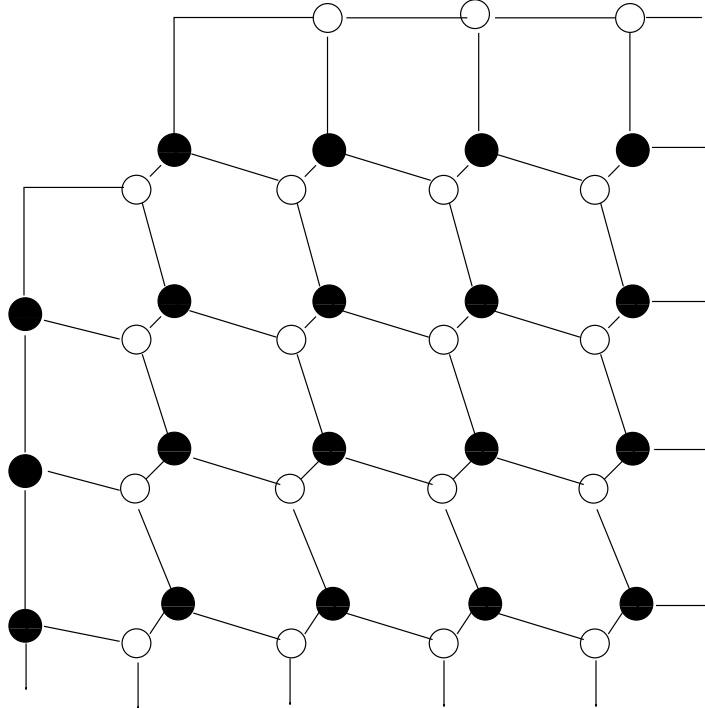


FIGURE 35. Plabic graph of cell corresponding to  $\mathcal{J}$ -diagram obtained by deleting upper-left dot from  $\mathcal{J}$ -diagram of  $Gr_{4,8}^{tnn}$

approach of deleting dots one-by-one as we did to prove Theorem 46. So we need a different approach.



FIGURE 36. An example of a cell when set of nonzero Plücker variables  $\not\subseteq$  set of cluster variables

**Conjecture 80.** *For any positroid cell, all TP-bases are mutation equivalent.*

If the above conjecture is true, then the following conjecture may also be true.

**Conjecture 81.** *For any cell, pick any TP-bases. Then all other Plücker variables are expressible as subtraction-free Laurent polynomials using the variables in that TP-bases.*

This conjecture is the analogue of the nonnegativity conjecture of cluster algebras. Similar conjecture was given in [FZ6] for TP-bases coming from double wiring diagrams, inside cells of nonnegative part of  $GL_k$ . If we prove Conjecture 79, we have a TP-bases such that all other nonzero Plücker variables can be expressed as subtraction-free Laurent polynomials in variables of the TP-bases. If we have used mutations of form  $\Delta_{H_1}\Delta_{H_2} = \Delta_{H_3}\Delta_{H_4}$ , then the new set of TP-bases also has the property. So we would have to prove that whenever a TP-bases  $S_1$  has the property and we obtained  $S_2$  from  $S_1$  by  $\Delta_{H_1}\Delta_{H_2} = \Delta_{H_3}\Delta_{H_4} + \Delta_{H_5}\Delta_{H_6}$ ,  $S_2$  also has the property.

#### REFERENCES

- [BGW] A. Borovik, I. Gelfand, N. White. *Coxeter Matroids* Birkhauser, Boston, 2003.
- [BLSWZ] A. Björner, M. Las Vergnas, B. Sturmfels, N. White, and G. M. Ziegler. *Oriented Matroids*. Encyclopedia of Mathematics and Its Applications, vol. 46. Cambridge University Press, Cambridge, 1993.
- [BMN] J. Bonin, A. de Mier, M. Noy. Lattice path matroids: enumerative aspects and Tutte polynomials, *J. Combin. Theory Ser. A* 104 (2003) 63-94.
- [CR] P. Caldero, M. Reineke. On the quiver Grassmannian in the acyclic case, arXiv: math/0611074 [math.RT].
- [CP] G. Carroll and G. Price, Two new combinatorial models for the Ptolemy recurrence, unpublished memo (2003)
- [DKK] V. Danilov, A. Karzanov, G. Koshevoy. On bases of tropical Plücker functions, arXiv:0712.3996v2 [math.CO]
- [F] W. Fulton. *Young Tableaux. With Applications to Representation Theory and Geometry* New York: Cambridge University Press, 1997
- [FZ] S. Fomin, A. Zelevinsky, Cluster algebras. I. Foundations, *J. Amer. Math. Soc.* 15 (2002), 497-529.
- [FZ2] S. Fomin, A. Zelevinsky, Cluster algebras. II. Finite type classification, *Invent. Math.* 154 (2003), 63-121.
- [FZ3] S. Fomin, A. Zelevinsky, The Laurent phenomenon, *Adv. Applied Math.* 28 (2002), 119-144.
- [FZ4] S. Fomin, A. Zelevinsky, Cluster algebras: notes for the CDM-03 conference, *Current developments in mathematics*, 2003, Int. Press, Somerville, MA, (2003), 1-34.
- [FZ5] S. Fomin, A. Zelevinsky, Double Bruhat cells and total positivity, *J. Amer. Math. Soc.* 12 (1999), 335-380.
- [FZ6] S. Fomin, A. Zelevinsky, Total positivity: Tests and parameterizations, *The Mathematical Intelligencer.* 22 (2000), 23-33.
- [G] D. Gale, Optimal assignments in an ordered set: an application of matroid theory, *J. Combinatorial Theory* 4(1968), 1073-1082.
- [HS] A. Henriques, D. Speyer, The multidimensional cube recurrence, arXiv: math/0708.2478 [math.CO].
- [K] B. Keller. Cluster algebras, quiver representations and triangulated categories, arXiv:0807.1960v2 [math.RT].
- [LI] B. Lindstrom. On the vector representations of induced matroids, *Bull. London Math. Soc.* 5 (1973), 85-90.
- [M] G. Musiker, A graph theoretic expansion formula for cluster algebras of classical type, arXiv: math/0710.3574 [math.CO].
- [O] S. Oh. Positroids and Schubert matroids, arXiv:0803.1018 [math.CO].
- [P] A. Postnikov. Total positivity, Grassmannians, and networks, arXiv: math/ 0609764v1 [math.CO].
- [PW] A. Postnikov, L. Williams. *Private communication.*

DEPARTMENT OF MATHEMATICS, MASSACHUSETTS INSTITUTE OF TECHNOLOGY, 77 MASSACHUSETTS AVE, CAMBRIDGE, MA 02139