

Singular Points of Real Quintic Curves Via Computer Algebra

David A. Weinberg and Nicholas J. Willis

March 23, 2021

Abstract

There are 42 types of real singular points for irreducible real quintic curves and 49 types of real singular points for reducible real quintic curves. The classification of real singular points for irreducible real quintic curves is originally due to Golubina and Tai. There are 28 types of singular points for irreducible complex quintic curves and 33 types of singular points for reducible complex quintic curves. We derive the complete classification with proof by using the computer algebra system Maple. We clarify that the classification is based on computing just enough of the Puiseux expansion to separate the branches. Thus, a major component of the proof consists of a sequence of large symbolic computations that can be done nicely using Maple.

1 Introduction

The classification of singular points of real quintic curves is originally due to Golubina and Tai[4]. They found 41 individual types of real singular points for real irreducible quintic curves. In this paper, we will exhibit, with proof, the classification of individual types of singular points for both irreducible and reducible real quintic curves. We found 42 individual types of singular points for irreducible quintic curves. We think that class 39 of Golubina and Tai should split into two distinct classes based on whether the two tangent lines are real and distinct or complex conjugate (these classes are represented by diagrams 3 and 4 below). We exhibit the 49 individual types of singular points for reducible real quintic curves. There are 28 individual types of singular points for irreducible complex quintic curves and 33 individual types of singular points for reducible complex quintic curves. Our description of the equivalence relation is new and our proof is new and gives a very nice illustration of the role that computer algebra can play in doing proofs. Furthermore, our proof is self-contained and is the most elementary proof possible, which makes the material accessible to the widest possible audience.

The classification of singular points of complex projective quintic curves appears in a paper by A. Degtyarev[3]. He not only exhibits the 28 individual types of singular points for complex irreducible quintics, but he exhibits all 221 sets of singular points, and furthermore proves that the rigid isotopy type of an irreducible complex quintic is defined uniquely by its set of singular points.

The general question is how shall we classify singular points of real quintic curves. For each fixed degree n , we want a finite classification of singular points for all algebraic curves of degree n . Thus, in general, the local diffeomorphism type is not the desired criterion of classification. For example, in the Arnol'd notation, four lines intersecting at the origin represents an X_9 singular point, which is really an infinite family of smoothly inequivalent singularities. Notice here that an irreducible real quintic curve can have an X_9 singular point. The tradition is to treat these as one class by fiat. In our scheme the X_9 family will appear naturally as a single class.

Now let us describe how we will classify the individual types of singular points that a real quintic curve can have. Given any polynomial equation $f(x, y) = 0$, it is possible to solve for y in terms of x in the form of fractional power series, called Puiseux expansions. There is an algorithm for doing this, and the software Maple computes such Puiseux expansions, even for curves with literal coefficients. Our classification will be based on taking just enough of the Puiseux expansions to separate the "branches," and noting the exponents at which the "branches" separate. In other words, compute the Puiseux expansions to a power of x such that all expansions are unique. Then we will associate a tree-type graph, to which we will refer as a "tree diagram" or "diagram." These diagrams will be described in detail below and will codify how the "branches" separate and will serve to classify the type of the singular point. At this point let us remark that the term "branch" already has a traditional meaning in this context. We are really interested in the distinct Puiseux expansion. In [9], C. T. C. Wall has coined the term "pro-branch" for the distinct Puiseux expansions. It follows from Section 10 of Milnor's book[7] that such a classification gives a finite number of types for each fixed degree.

In studying a singular point of an algebraic curve, the first thing to look at is the Newton polygon. (Our Newton polygons will follow the style of Walker [8].) Corresponding to each segment of the Newton polygon, there is a quasihomogeneous polynomial [p.195, 2]. If all such quasihomogeneous polynomials have no multiple factors, then the Newton polygon already tells us the type of the singularity. (Note that in this case, we know right away the exponents at which all of the Puiseux expansions separate.) But if there is a multiple factor, then it is necessary to examine the situation more closely. For this, we turn to the Puiseux expansions. As indicated above, the relevant definition on which the classification is based is new and appeals to the Puiseux expansion in an invariant way.

Let us note that we will classify the *real* singular points. (It is possible for a real quintic curve to have a complex conjugate pair of singular points. We will avoid this case.) By a simple translation of axes, we may assume that the singular point is at the origin. We will treat both irreducible and reducible curves, but note that the notions of irreducible and reducible are

with respect to the complex numbers. Note also that we will not study reducible curves with multiple components.

The objects being classified are pairs whose first coordinate is a real quintic curve, specified by a 5th degree polynomial with real coefficients, considered up to a real nonzero multiplicative constant, and the second coordinate is a singular point of the curve in the first coordinate. Let the quintic curve be given by $f(x, y) = 0$, where

$$f(x, y) = a_{00} + a_{10}x + a_{01}y + a_{20}x^2 + a_{11}xy + a_{02}y^2 + a_{30}x^3 + a_{21}x^2y + a_{12}xy^2 + a_{03}y^3 + a_{40}x^4 + a_{31}x^3y + a_{22}x^2y^2 + a_{13}xy^3 + a_{04}y^4 + a_{50}x^5 + a_{41}x^4y + a_{32}x^3y^2 + a_{23}x^2y^3 + a_{14}xy^4 + a_{05}y^5.$$

Since we may assume that our singular point is at $(0, 0)$, we have $a_{00} = 0$. Since the point is singular, $a_{10} = a_{01} = 0$. In this paper we will use the term "tangent cone" to refer to the terms of lowest degree in $f(x, y)$. The degree of these terms is called the multiplicity of the point. If the point is of multiplicity five, then the curve must be reducible since any homogeneous polynomial of degree 5 must factor. Thus, for irreducible curves, we only need to study points of multiplicity four, three, or two.

Let us now explain how all of the cases are enumerated. First we choose the tangent cone by choosing the tangent lines together with their multiplicities. For the cases of interest, the choice of tangent lines can be fixed by a linear change of coordinates. Moreover, by rotation of axes, we may assume no tangent line is vertical. For each tangent cone, we consider all possible Newton polygons. For each Newton polygon, we first consider the case where none of the quasihomogeneous polynomials corresponding to the segments of the Newton polygon have a multiple factor. Then we consider the cases where there is a multiple factor. When there is a multiple factor, the choice of this factor can be fixed by a linear change of coordinates. In these cases, Maple is used to save many hours of hand calculation to compute the Puiseux expansion of the corresponding families of curves. The different types of singular points are then determined by the vanishing or nonvanishing of certain polynomials in the coefficients of the families of curves; these polynomials are given to us by the Maple computations in the form of discriminant-like polynomials in the coefficients of the Puiseux expansions. The details of this are carried out in the next section.

Let us now discuss the issue of verifying the existence of irreducible curves that have a given type of singular point. Observe that for a given degree, the irreducible curves form a dense open subset in the Zariski topology on the space of all curves of that degree. When a segment of the Newton polygon contains a multiple quasihomogeneous factor, we use Maple to determine the different types of singular points corresponding to that family, and in this process, a sequence of polynomial conditions on the coefficients (which turn out to be discriminants) is obtained. With respect to the Zariski topology, if an irreducible curve is found at any stage of the sequence, then all prior stages contain irreducible curves. Most of the time it is obvious that a certain family contains an irreducible representative. If it is not obvious, then Groebner basis techniques can be used to show that there is an irreducible representative or that every

curve in a given family is reducible (even when Maple will not show this in response to the 'factor' command). (For more details on this see the Maple worksheets on the website of David Weinberg [11].)

The details of the following outline will be carried out in the next section. For irreducible quintic curves, by a linear change of coordinates, as described above, it suffices to consider the following cases, indicated, for each multiplicity, by choice of tangent cone, number of Newton polygons, if greater than one, and choice of multiple quasihomogeneous factors, if applicable.

Multiplicity 4

$$\begin{aligned}
 &y^4 \\
 &y^3(y-x) \\
 &y^2(y-x)^2 \\
 &(x^2+y^2)^2 \\
 &y^2(y-x)(y-2x) \\
 &y^2(x^2+y^2) \\
 &y(y^2-x^2)(y-gx) \\
 &y(y-x)(x^2+y^2) \\
 &(x^2+y^2)(x^2+4y^2)
 \end{aligned}$$

Short Maple computations are required only for the 3rd and 4th cases above because of multiple quasihomogeneous factors in the Newton polygon.

Multiplicity 3

$$\begin{aligned}
 &y^3 && (3 \text{ Newton Polygons}) \\
 &y^2(y-x) && (4 \text{ Newton Polygons}) \\
 &(y-x)(y-2x)(y-3x) \\
 &(y-x)(x^2+y^2)
 \end{aligned}$$

Substantial Maple computation is required only for the family $y^2(y-x) - x^5 + 2x^3y + ax^4y + bx^2y^2 + cx^3y^2 + dxy^3 + ex^2y^3 + fy^4 + gxy^4 + hy^5$.

Multiplicity 2

$$\begin{aligned}
 &y^2 && (5 \text{ Newton Polygons}) \\
 &y^2 - x^2 \\
 &y^2 + x^2
 \end{aligned}$$

Substantial Maple computation is required for the family $(y+x^2)^2 + ax^5 + bx^3y + cxy^2 + dx^4y + ex^2y^2 + fy^3 + gx^3y^2 + hxy^3 + jx^2y^3 + ky^4 + lxy^4 + my^5$. Some spectacular factorizations are performed during the course of that computation and are indicated in the next section.

For reducible quintic curves, Maple computation is used to examine the cases where an irreducible conic is tangent to an irreducible cubic. (The other cases are enumerated by mathematical common sense.)

Given an algebraic curve with a singular point at the origin, let us now describe how to associate a tree diagram to this singular point once we have the Puiseux expansions. Each time at least one "branch" separates, record the exponent where that happens. Place all such exponents in a row

at the top. For each exponent in the top row, there corresponds a column of vertices. Each Puiseux expansion corresponds to exactly one vertex in that column, and those expansions with the same coefficients up to that exponent correspond to the same vertex. We start with one vertex on the left corresponding to the power zero. Line segments are drawn connecting the vertices from left to right, where each polygonal path from left to right corresponds to Puiseux expansions having the same set of coefficients up to a given exponent. The diagram stops at the first exponent where each vertex in that column corresponds to exactly one Puiseux expansion. Notice that this tree diagram uniquely specifies the singularity type (up to permutations of vertices within columns) provided that no tangent line at the origin is vertical. Braces will join pairs of vertices, within a given column, corresponding to complex conjugate coefficients. In such a case, the only real solution of the original equation, satisfying the pair of expansions indicated by the braces, in a small enough neighborhood of the origin is $(0,0)$.

In [9] C.T.C. Wall uses the term “pro-branches” to refer to the distinct Puiseux expansions belonging to a given singular point, and then defines a notion of *exponent of contact* between two pro-branches. It follows from Lemma 4.1.1 on page 68 of [9], that the diagram we assign to a singular point is invariant under a linear change of coordinates.

Example. $y^2 = -x^3$.

Notice that $y = \pm i x^{3/2}$, which can also be written as $y = \pm(-x)^{3/2}$. For each $x < 0$, there are two distinct real solutions for y . Hence, the diagram is (without braces!)



Example. $x^2y + x^4 + 2xy^2 + y^3 = 0$.

If $B := x^2y + x^4 + 2xy^2 + y^3$, the Maple command `puiseux (B, x = 0, y, 3)` tells us that the Puiseux expansions begin as follows:

$$y = -x + x^{3/2} \quad (\text{branch\#1})$$

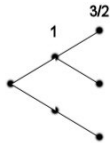
$$y = -x - x^{3/2} \quad (\text{branch\#2})$$

$$y = -x^2 \quad (\text{branch\#3})$$

In the next section, we will refer to the relevant truncated portion of the Puiseux expansion as the *Puiseux jet*. Notice that the coefficient of x in branch #1 and branch #2 is -1 , while the coefficient of x in branch #3 is 0. So there is a splitting at the first power of x , which is indicated as



Next we must show the splitting of #1 from #2. Notice that the power of x at which #1 and #2 split is $3/2$. Now our diagram looks like



The diagram is now complete; notice that there are three distinct vertices in the column labeled $3/2$.

Definition of the equivalence relation: two singular points are equivalent if they have the same diagram as described above.

To summarize, we have described a precise procedure for assigning a diagram to a singular point of an algebraic curve and this assignment is invariant under a linear change of coordinates.

Acknowledgments. The authors wish to thank Tomas Recio (Universidad de Cantabria, Santander, Spain), Carlos Andradas (Universidad Complutense de Madrid, Spain), Eugenii Shustin (Tel-Aviv University), Jeffrey M. Lee (Texas Tech University) and Anatoly Korchagin (Texas Tech University) for several useful conversations. The authors also wish to thank Mark van Hoeij (Florida State University) for some singularly valuable Maple code.

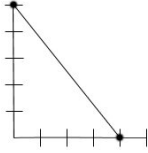
2 Classification and proof

Irreducible curves

Multiplicity 4.

Tangent cone: y^4

Newton polygon:



$$y^4 + ax^5 + bx^4y + cx^3y^2 + dx^2y^3 + exy^4 + fy^5 = 0, a \neq 0.$$

Puiseux jets:

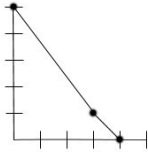
$$y = (-a)^{1/4}x^{5/4}.$$

1. Diagram:



Tangent cone: $y^3(y-x)$

Newton polygon:



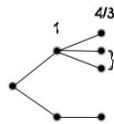
$$y^3(y-x) + ax^5 + bx^4y + cx^3y^2 + dx^2y^3 + exy^4 + fy^5 = 0, a \neq 0.$$

Puiseux jets:

$$y = x$$

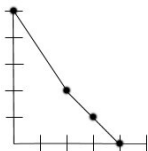
$$y = (-a)^{1/3}x^{4/3}.$$

2. Diagram:



Tangent cone: $y^2(y-x)^2$

Newton polygon:



$$A = y^2(y - x)^2 + ax^5 + bx^4y + cx^3y^2 + dx^2y^3 + exy^4 + fy^5 = 0, a \neq 0.$$

The Puiseux expansion is computed by using the Maple command `puiseux(A,x=0,y,0)`.

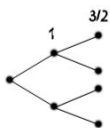
Puiseux jets:

$$y = (-a)^{1/2}x^{3/2}$$

$$y = x - (a + b + c + d + e + f)^{1/2}x^{3/2}.$$

Condition: $a + b + c + d + e + f \neq 0$.

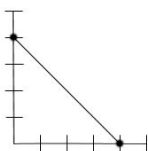
3. Diagram:



If $a + b + c + d + e + f = 0$, then each curve of the form A is reducible.

Tangent cone: $(x^2 + y^2)^2$.

Newton polygon:



$$B = (x^2 + y^2)^2 + ax^5 + bx^4y + cx^3y^2 + dx^2y^3 + exy^4 + fy^5 = 0.$$

Conditions: $a - c + e \neq 0$ or $b + f - d \neq 0$.

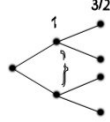
Using Maple, we obtain

Puiseux jets:

$$y = \text{RootOf}(Z^2 + 1)x + (a + b\text{RootOf}(Z^2 + 1) + f\text{RootOf}(Z^2 + 1) - c + e - d\text{RootOf}(Z^2 + 1))^{1/2}x^{3/2}.$$

(Note: 4 expansions here.)

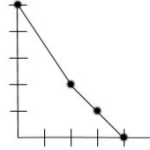
4. Diagram:



If $a - c + e = 0$ and $b + f - d = 0$, then, using Maple, each curve in B is reducible.

Tangent cone: $y^2(y - x)(y - 2x)$.

Newton polygon:

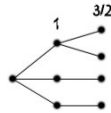


$$y^2(y - x)(y - 2x) + ax^5 + bx^4y + cx^3y^2 + dx^2y^3 + exy^4 + fy^5 = 0, a \neq 0.$$

Puiseux jets:

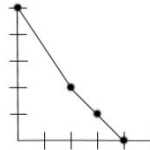
$$\begin{aligned} y &= x \\ y &= 2x \\ y &= (-\frac{1}{2}a)^{1/2}x^{3/2}. \end{aligned}$$

5. Diagram:



Tangent cone: $y^2(x^2 + y^2)$.

Newton polygon:



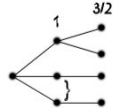
$$y^2(x^2 + y^2) + ax^5 + bx^4y + cx^3y^2 + dx^2y^3 + exy^4 + fy^5 = 0, a \neq 0.$$

Puiseux jets:

$$y = \pm ix$$

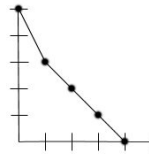
$$y = (-a)^{1/2}x^{3/2}.$$

6. Diagram:



Tangent cone: $y(y^2 - x^2)(y - gx)$.

Newton polygon:



$$y(y^2 - x^2)(y - gx) + ax^5 + bx^4y + cx^3y^2 + dx^2y^3 + exy^4 + fy^5 = 0, a \neq 0, g \neq 0, \pm 1.$$

Puiseux jets:

$$y = 0x$$

$$y = x$$

$$y = -x$$

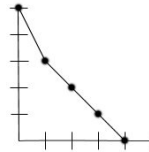
$$y = gx.$$

7. Diagram:



Tangent cone: $y(y - x)(x^2 + y^2)$.

Newton polygon:



$$y(y - x)(x^2 + y^2) + ax^5 + bx^4y + cx^3y^2 + dx^2y^3 + exy^4 + fy^5 = 0, a \neq 0.$$

Puiseux jets:

$$y = 0x$$

$$y = x$$

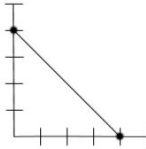
$$y = \pm ix.$$

8. Diagram:



Tangent cone: $(x^2 + y^2)(x^2 + 4y^2)$.

Newton polygon:



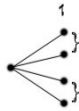
$$(x^2 + y^2)(x^2 + 4y^2) + ax^5 + bx^4y + cx^3y^2 + dx^2y^3 + exy^4 + fy^5 = 0.$$

Puiseux jets:

$$y = \pm ix$$

$$y = \pm 2ix.$$

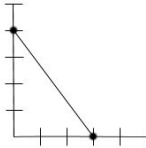
9. Diagram:



Multiplicity 3.

Tangent cone: y^3

Newton polygon:



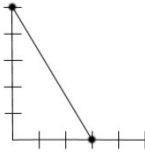
$$y^3 + ax^4 + bx^3y + cx^2y^2 + dxy^3 + ey^4 + fx^5 + gx^4y + hx^3y^2 + jx^2y^3 + kxy^4 + ly^5 = 0, a \neq 0.$$

Puiseux jets:

$$y = (-a)^{1/3}x^{4/3}.$$



10. Diagram:



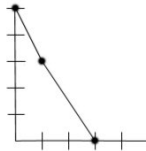
Newton polygon:

$$y^3 + ax^5 + bx^2y^2 + cxy^3 + dy^4 + ex^4y + fx^3y^2 + gx^2y^3 + hxy^4 + jy^5 = 0, a \neq 0.$$

Puiseux jets:
 $y(-a)^{1/3}x^{5/3}.$



11. Diagram:



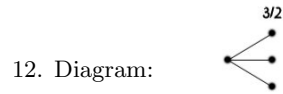
Newton polygon:

$$x^5 - x^3y + y^3 + ax^4y + bx^2y^2 + cx^3y^2 + dxy^3 + ex^2y^3 + fy^4 + gxy^4 + hy^5 = 0.$$

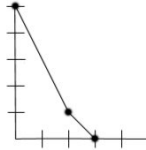
Puiseux jets:

$$y = 0x^{3/2}$$

$$y = x^{3/2}$$



Tangent cone: $y^2(y - x)$.



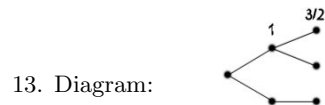
Newton polygon:

$$y^2(y - x) + ax^4 + bx^3y + cx^2y^2 + dxy^3 + ey^4 + fx^5 + gx^4y + hx^3y^2 + jx^2y^3 + kxy^4 + ly^5 = 0, a \neq 0.$$

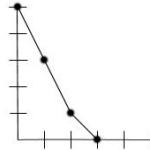
Puiseux jets:

$$y = x$$

$$y = a^{1/2}x^{3/2}.$$



Newton polygon:



Quasihomogeneous factors: $x(x^2 - y)(x^2 + y)$.

$$y^2(y - x) + x^5 + ax^4y + bx^2y^2 + cx^3y^2 + dxy^3 + ex^2y^3 + fy^4 + gxy^4 + hy^5 = 0.$$

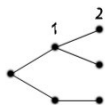
Puiseux jets:

$$y = x$$

$$y = x^2$$

$$y = -x^2$$

14. Diagram:



Quasihomogeneous factors: $x(-y^2 - x^4)$.

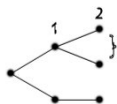
$$y^2(y-x) - x^5 + ax^4y + bx^2y^2 + cx^3y^2 + dxy^3 + ex^2y^3 + fy^4 + gxy^4 + hy^5 = 0.$$

Puiseux jets:

$$y = x$$

$$y = \pm ix^2.$$

15. Diagram:



Quasihomogeneous factors: $-x(y - x^2)^2$.

$$y^2(y-x) - x^5 + 2x^3y + ax^4y + bx^2y^2 + cx^3y^2 + dxy^3 + ex^2y^3 + fy^4 + gxy^4 + hy^5 = 0.$$

Now we use Maple to compute Puiseux expansions.

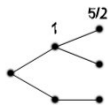
Condition: $a + b + 1 \neq 0$.

Puiseux jets:

$$y = x$$

$$y = x^2 + (a + b + 1)^{1/2}x^{5/2}.$$

16. Diagram:



Case: $b = -a - 1$.

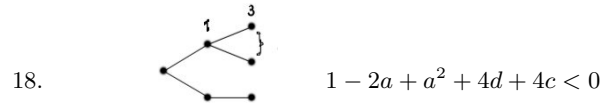
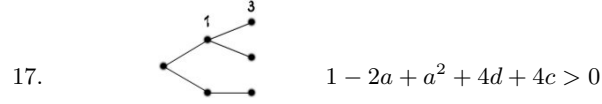
Condition: $d \neq -\frac{1}{4}(1 - 2a + a^2 + 4c)$.

Puiseux jets:

$$y = x$$

$$y = x^2 + x^3 \text{RootOf}(Z^2 + (a-1)Z - d - c).$$

Diagrams:



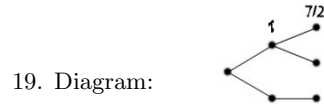
Case: $d = -\frac{1}{4}(1 - 2a + a^2 + 4c)$.

Condition: $\frac{1}{8} - \frac{1}{8}a - \frac{1}{8}a^2 - \frac{1}{2}c + \frac{1}{2}ac + \frac{1}{8}a^3 + e + f \neq 0$.

Puiseux jets:

$$y = x$$

$$y = x^2 + x^3(\frac{1}{2} - \frac{1}{2}a) + (\frac{1}{8} - \frac{1}{8}a - \frac{1}{8}a^2 - \frac{1}{2}c + \frac{1}{2}ac + \frac{1}{8}a^3 + e + f)^{1/2}x^{7/2}.$$



Case: $f = -(\frac{1}{8} - \frac{1}{8}a - \frac{1}{8}a^2 - \frac{1}{2}c + \frac{1}{2}ac + \frac{1}{8}a^3 + e)$.

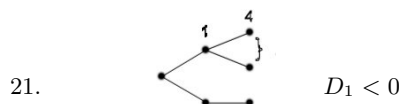
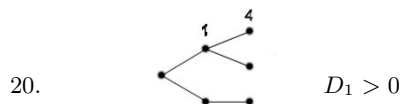
Condition: $D_1 = 256c^2 - 128c + 384ca^2 - 256ca + 80 - 32a^2 - 64a + 80a^4 - 64a^3 - 512e + 1024g + 512ae \neq 0$.

Puiseux jets:

$$y = x$$

$$y = x^2 + x^3(\frac{1}{2} - \frac{1}{2}a) + x^4 \text{RootOf}(16Z^2 + (16c - 20 - 4a^2 + 24a)Z + 8e - 14a - 16g - 8ca^2 - a^4 - 8c + 5 + 16ac - 2a^3 + 12a^2 - 8ea).$$

Diagrams:



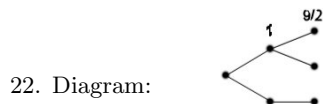
Case: $D_1 = 0$.

Condition: $D_2 = \frac{3}{32} - \frac{7a}{64} - \frac{3e}{8} - \frac{c}{8} + h - \frac{a^3}{32} - \frac{ca}{8} + \frac{ca^2}{8} + \frac{ea}{4} + \frac{a^4}{32} + \frac{a^3c}{8} + \frac{a^2e}{8} + \frac{c^2a}{4} + \frac{ce}{2} + \frac{a^5}{64} \neq 0$.

Puiseux jets:

$$y = x$$

$$y = x^2 + \left(\frac{1}{2} - \frac{1}{2}a\right)x^3 + \left(\frac{a^2}{3} + \frac{5}{8} - \frac{c}{2} - \frac{3}{4}a\right)x^4 + D_2^{1/2}x^{9/2}.$$



Case: $D_2 = 0$.

The Maple command "factor" applied to the resulting family then shows that each curve in the family is reducible. Thus, we are done analyzing the tangent cone $y^2(y - x)$.

Tangent cone: $(y - x)(y - 2x)(y - 3x)$.

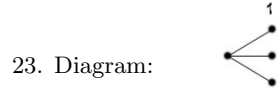
$$(y - x)(y - 2x)(y - 3x) + ax^4 + bx^3y + cx^2y^2 + dxy^3 + ey^4 + fx^5 + gx^4y + hx^3y^2 + jx^2y^3 + kxy^4 + ly^5 = 0.$$

Puiseux jets:

$$y = x$$

$$y = 2x$$

$$y = 3x.$$



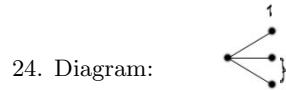
Tangent cone: $(y - x)(x^2 + y^2)$.

$$(y - x)(x^2 + y^2) + ax^4 + bx^3y + cx^2y^2 + dxy^3 + ey^4 + fx^5 + gx^4y + hx^3y^2 + jx^2y^3 + kxy^4 + ly^5 = 0.$$

Puiseux jets:

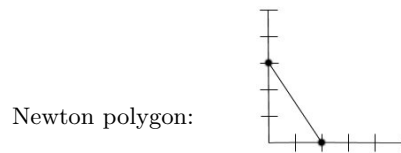
$$y = x$$

$$y = \pm ix.$$



Multiplicity 2

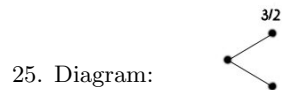
Tangent cone: y^2



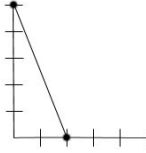
$$y^2 + ax^3 + bx^2y + cxy^2 + dy^3 + ex^4 + fx^3y + gx^2y^2 + hxy^3 + jy^4 + kx^5 + lx^4y + mx^3y^2 + nx^2y^3 + pxy^4 + qy^5 = 0, a \neq 0.$$

Puiseux jets:

$$y = (-a)^{1/2}x^{3/2}.$$



Newton polygon:



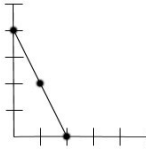
$$y^2 - x^5 + axy^2 + by^3 + cx^3y + dx^2y^2 + exy^3 + fy^4 + gx^4y + hx^3y^2 + jx^2y^3 + kxy^4 + ly^5 = 0.$$

Puiseux jets:
 $y = \pm x^{5/2}.$

26. Diagram:



Newton polygon:



Quasihomogeneous factors: $(y - x^2)(y + x^2).$

$$(y - x^2)(y + x^2) + ax^5 + bx^3y + cxy^2 + dx^4y + ex^2y^2 + fy^3 + gx^3y^2 + hxy^3 + jx^2y^3 + ky^4 + lxy^4 + my^5 = 0.$$

Puiseux jets:
 $y = \pm x^2.$

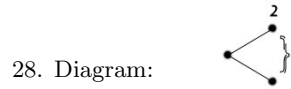
27. Diagram:



Quasihomogeneous factors: $y^2 + x^4.$

$$y^2 + x^4 + ax^5 + bx^3y + cxy^2 + dx^4y + ex^2y^2 + fy^3 + gx^3y^2 + hxy^3 + jx^2y^3 + ky^4 + lxy^4 + my^5 = 0.$$

Puiseux jets:
 $y = \pm ix^2.$



Quasihomogeneous factors: $(y + x^2)^2$.

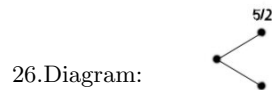
In order to find all remaining singular points corresponding to the tangent cone y^2 , we should consider the family

$$(y + x^2)^2 + ax^5 + bx^3y + cxy^2 + dx^4y + ex^2y^2 + fy^3 + gx^3y^2 + hxy^3 + jx^2y^3 + ky^4 + lxy^4 + my^5 = 0.$$

We now perform a sequence of Maple calculations of Puiseux expansions for this family.

Condition: $b - a - c \neq 0$.

Puiseux jets:
 $y = -x^2 + (b - a - c)^{1/2}x^{5/2}$.

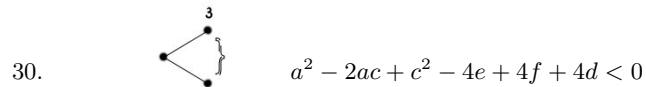
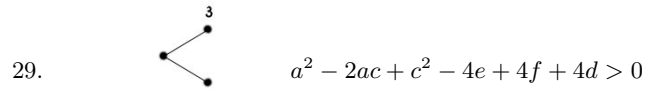


Case: $b = a + c$.

Condition: $a^2 - 2ac + c^2 - 4e + 4f + 4d \neq 0$.

Puiseux jets:
 $y = -x^2 + x^3 \text{RootOf}(Z^2 + (a - c)Z + e - f - d)$.

Diagrams:

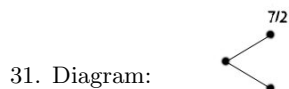


Case: $e = 1/4(a^2 - 2ac + c^2 + 4f + 4d)$.

Condition: $g \neq \frac{a^2c}{2} - \frac{ac^2}{4} - \frac{a^3}{4} + \frac{fa}{2} - \frac{fc}{2} - \frac{da}{2} + \frac{dc}{2} + h$.

Puiseux jets:

$$y = -x^2 + x^3\left(-\frac{a}{2} + \frac{c}{2}\right) + \left(\frac{a^2c}{2} - \frac{ac^2}{4} - \frac{a^3}{4} + \frac{fa}{2} - \frac{da}{2} + \frac{dc}{2} - g + h\right)^{1/2}x^{7/2}.$$



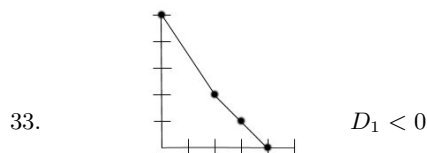
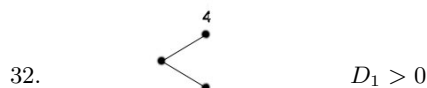
Case: $g = \frac{a^2c}{2} - \frac{ac^2}{4} - \frac{a^3}{4} + \frac{fa}{2} - \frac{fc}{2} - \frac{da}{2} + \frac{dc}{2} + h$.

Condition: $D_1 = 256f^2 + 256fc^2 - 256fa^2 - 512df + 256c^2a^2 + 256a^4 + 512da^2 + 256d^2 - 512dca + 1024j - 512hc + 512ha - 512a^3c - 1024k \neq 0$.

Puiseux jets:

$$y = -x^2 + x^3\left(-\frac{a}{2} + \frac{c}{2}\right) + x^4 \text{RootOf}(16Z^2 + (16f + 8c^2 - 8a^2 - 16d)Z + 8dca - 16j - 4dc^2 + 8hc - 6c^2a^2 + 16k - 8ha - 3a^4 + c^4 - 4da^2 + 8a^3c).$$

Diagrams:



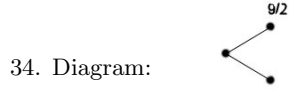
Case: $D_1 = 0$ (solved for k).

Condition: $D_2 = -4adf + 8l + 4dc^2a + 4fca^2 - 4dca^2 - 4jc - 4hca - fc^3 + 2cf^2 - 2c^3a^2 - 2cd^2 + 2af^2 + 2c^2a^3 + 2ad^2 + 2hc^2 - 4hf + 4hd \neq 0$.

Puiseux jets (in parametric form):

$$x = -\frac{1}{8}D_2T^2$$

$$y = -\frac{1}{64}D_2^2T^4 - \frac{1}{1024}cD_2^3T^6 - \frac{1}{16384}(c^2 + 2f + 2ca - 2d)D_2^4T^8 - \frac{1}{32768}D_2^5T^9.$$



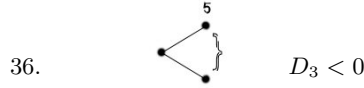
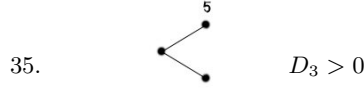
Case: $D_2 = 0$ (solved for l).

Condition: $D_3 = 20480c^2a^2d + 16384m - 4096fc^3a - 8192fc^2a^2 + 8192hc^2a + 4096fc^2d - 8192hcd - 16384d^2ca - 8192jca + 4096a^2d^2 + 4096c^2a^4 + 4096h^2 + 4096a^2f^2 + 8192adh - 8192ca^2h - 8192haf + 4096d^3 - 1024f^2c^2 + 4096f^2d + 1024d^2c^2 - 8192d^2f - 8192jf + 8192jd + 1024c^4a^2 - 8192c^3a^3 + 16384fcad - 2048dc^3a - 8192a^3dc - 8192a^2df + 8192ca^3f \neq 0$.

Puiseux jets:

$y = -x^2 + x^3(\frac{1}{2}c) + x^4(-\frac{1}{4}c^2 - \frac{1}{2}f - \frac{1}{2}ca + \frac{1}{2}d) + x^5 \text{RootOf}(64Z^2 + (64dc + 64ad - 64ca^2 - 64ac^2 + 64h - 64af - 128fc - 16c^3)Z + (-144c^2a^2d - 64m + 88fc^3a + 128fc^2a^2 - 64hc^2a - 80fc^2d + 64hcd - 64hcf + 96d^2ca + 32jca + 64f^2ca - 16d^3 + c^6 + 68f^2c^2 - 16f^2d + 16fc^4 + 12d^2c^2 + 32d^2f - 8hc^3 + 32jf - 32jd + 20c^4a^2 + 64c^3a^3 + 8ac^5 - 8dc^4 - 160fcad - 32dc^3a))$.

Diagrams:

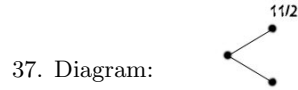


Case: $D_3 = 0$ (solved for m).

Condition: $D_4 = 72c^2a^3d + 8afc^2d - 56ahcd + 24ahcf + 8a^3d^2 + 8c^2a^5 + 8ah^2 + 8a^3f^2 + 14c^4a^3 - 28c^3a^4 - a^2c^5 - 12ch^2 - 3f^2c^3 - d^2c^3 + 72fca^2d - 8fc^3a^2 - 40fc^2a^3 + 40hc^2a^2 - 60d^2ca^2 - 12f^2ca^2 + 16a^2dh - 16ca^3h - 16ha^2f - 36dc^3a^2 - 16a^4dc - 16a^3df + 16ca^4f - 4fc^3d + 8hc^2d + 12hc^2f - 14af^2c^2 + 4afc^4 + 30ad^2c^2 - 8ahc^3 + 2adc^4 - 32ad^2f + 8dcf^2 + 16daf^2 - 16dhf - 8cd^3 + 16ad^3 + 16hd^3 + 16jh - 16jaf + 16jad - 16jca^2 - 8jfc - 8jdc + 8jac^2 \neq 0$.

Puiseux jets (in parametric form):

$x = -\frac{1}{32}D_4T^2$
 $y = -\frac{1}{1024}D - 2^2T^4 - \frac{1}{65536}cD_4^3T^6 - \frac{1}{4194304}(c^2 + 2f + 2ca - 2d)D_4^4T^8 - \frac{1}{268435456}(4af - 4ad + 4ca^2 + 8fc - 4dc + ac^2 + c^3 - 4h)D_4^5T^{10} + \frac{1}{1073741824}D_4^6T^{11}$.



Case: $D_4 = 0$ (solved for j).

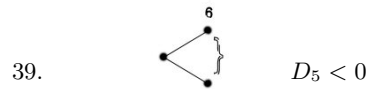
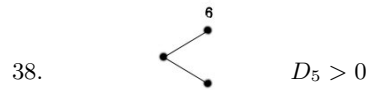
Condition: $D_5 = 1024(4a^2 - 28ca + c^2 + 24d - 8f)(-2h + 2af - 2ad + 2ca^2 + fc + dc - ac^2)^2 \neq 0$.

(The left side of this condition is the discriminant of the quadratic polynomial exhibited in the coefficient of x^6 in the Puiseux jet immediately below. It is interesting that Maple factored this discriminant.)

Puiseux jets:

$$y = -x^2 + \frac{1}{2}cx^3 + (-\frac{1}{4}c^2 - \frac{1}{2}f - \frac{1}{2}ca + \frac{1}{2}d)x^4 + (\frac{1}{2}af - \frac{1}{2}ad + \frac{1}{2}ca^2 + fc - \frac{1}{2}dc + \frac{1}{2}ac^2 + \frac{1}{8}c^3 - \frac{1}{2}h)x^5 + x^6 \text{RootOf}(256Z^2 + (128a^3c - 160dc^2 + 1024fca - 896dca - 128a^2d - 128ah + 640c^2a^2 + 160ac^3 + 608fc^2 - 448hc - 512df + 128a^2f + 32c^4256d^2 + 256f^2)Z + (64d^4 + c^8 + 10ac^7 - 160a62d^3 + 256fac^5 - 224fdc^4 + 224h^2ca - 480hc^3a^2 - 128hcd^2 - 512hc^2a^3 - 256had^2 - 152hac^4 + 144hdc^3 - 576dc^4a^2 + 440d^2c^3a - 104dc^5a - 736a^4c^2d + 608a^3cd^2 - 864a^3c^3d + 832d^2c^2a^2 - 352d^3ca - 28hc^5 + 192h^2c^2 - 96h^2d - 104d^3c^2 - 10dc^6 + 40d^2c^4 + 288a^5c^3 + 240a^3c^5 + 320a^4c^4 + 64f^4 + 32fh^2 + 96a^2f^3 - 256fd^3 + 38fc^6 + 312f^3c^2 - 256f^3d + 376f^2c^4 + 384d^2f^2 + 1304f^2c^3a + 1600f^2c^2a^2 - 696f^2c^2d - 256hcf^2 + 544f^3ca - 128haf^2 - 352a^2df^2 + 480ca^3f^2 + 416fa^2d^2 + 672fc^2a^4 + 424fd^2c^2 - 528fhc^3 + 1040fc^4a^2 + 1440fc^3a^3 - 1568f^2cad - 2560fc^2a^2d - 1120fhc^2a + 512fhcd + 1376fd^2ca + 384fadh - 640fca^2h - 1456fdc^3a - 1088fa^3dc + 608hdc^2a + 768hdca^2 + 64c^6a^2)).$$

Diagrams:



Case: $h = \frac{1}{2}(2af - 2ad + 2ca^2 + fc + dc - ac^2)$.

The factor command in Maple tells us that each curve in the resulting family is reducible; in fact, the family becomes

$$\frac{1}{4}(dy + 1 - acy + ax)(acy^2 + 2x^2 + cxy + 2y + fy^2 - dy^2)^2.$$

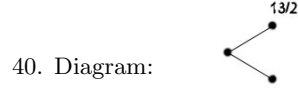
Case: $f = \frac{1}{8}(4a^2 - 28ac + c^2 + 24d)$.

Condition: $D_6 = 512a^9 + 12288c^3a^6 - 106176c^4a^5 - 122592c^5a^4 - 31936c^6a^3 + 6144h^2a^3 + 768h^2c^3 + 32768d^3a^3 + 32768d^3c^3 - 48c^6h + 3360c^7a^2 + 96c^7d - 102c^8a + 24576a^5d^2 + 24576c^2a^7 + 3072d^2c^5 + 340608c^4a^3d + 16896c^2a^5d - 301056c^2a^3d^2 - 316416c^3a^2d + 97536c^5a^2d + 24576h^2ad - 27648h^2ca^2 + 24576h^2dc - 26112h^2ac^2 + 98304d^3ca^2 + 98304d^3ac^2 - 36096hc^2a^4 - 52034hc^4a^2 + 3264hc^5a - 49152hc^2d^2 - 3072hc^4d - 61440d^2ca^4 + 27648ca^5h - 24576a^4dh - 49152a^2d^2h - 6432c^6ad - 49152a^6dc + 308736c^3a^4d - 4096h^3 + c^9 + 215040c^2a^2dh - 98304d^2c^4a + 101376hc^3ad + 86016hcda^3 - 98304hcd^2a - 118272c^3a^3h + 6144da^7 - 3072a^6h - 6912a^8c \neq 0$.

Puiseux jets:

$$x = \frac{1}{32768}D_6T^2.$$

$$y = -\frac{1}{1073741824}D_6^2T^4 + \frac{1}{70368744177664}cD_6^3T^6 - \frac{1}{18446744073709551616}(4a^2 + 16d - 20ca + 5c^2)D_6^4T^8 + \frac{1}{604462909807314587353088}(-8h + 4a^3 + 16ad - 12ca^2 + 40dc - 47ac^2 + 4c^3)D_6^5T^{10} - \frac{1}{39614081257132168796771975168}(8a^4 + 48a^2 + 64d^2 - 44a^3c - 88dca + 34c^2a^2 + 112dc^2 - 129ac^3 + 7c^4 - 8ah - 28hc)D_6^6T^{12} + \frac{1}{40564819207303340847894502572032}D_6^7T^{13}.$$



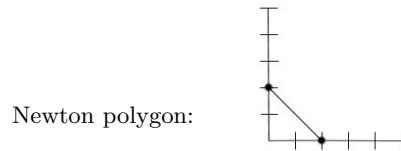
Case: $D_6 = 0$.

The factor command in Maple tells us that each curve in the resulting family is reducible; in fact, the family becomes

$$\frac{1}{256}(dy + 1 - acy + ax)(16x^2 + 16y + 4a^2y^2 + 16dy^2 + 8cxy - 20acy^2 + c^2y^2)^2.$$

This completes the case of the quasihomogeneous factors $(y + x^2)^2$.

Tangent cone: $y^2 - x^2$.



$$y^2 - x^2 + \text{higher terms} = 0.$$

Puiseux jets:

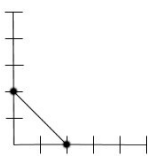
$$y = \pm x.$$

41. Diagram:



Tangent cone: $y^2 + x^2$.

Newton polygon:



$$y^2 + x^2 + \text{higher terms} = 0.$$

Puiseux jets:

$$y = \pm ix.$$

42. Diagram:



3 Reducible curves

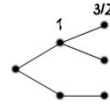
Factor of degree one

If the reducible curve has a factor of degree one, either the line component passes through the origin or it doesn't. If it does not pass through the origin, then it is only necessary to list the diagrams from the degree four case. If the line component does pass through the origin, then, by careful scrutiny of the Newton polygon, all the corresponding diagrams can easily be obtained by modifying the diagrams in the preceding case. We now list the diagrams in this case of a factor of degree one.



1.

2.



3.



4.



5.



6.



7.



8.



9.



10.



11.



12.



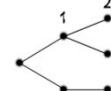
13.



14.



15.



16.



17.



18.

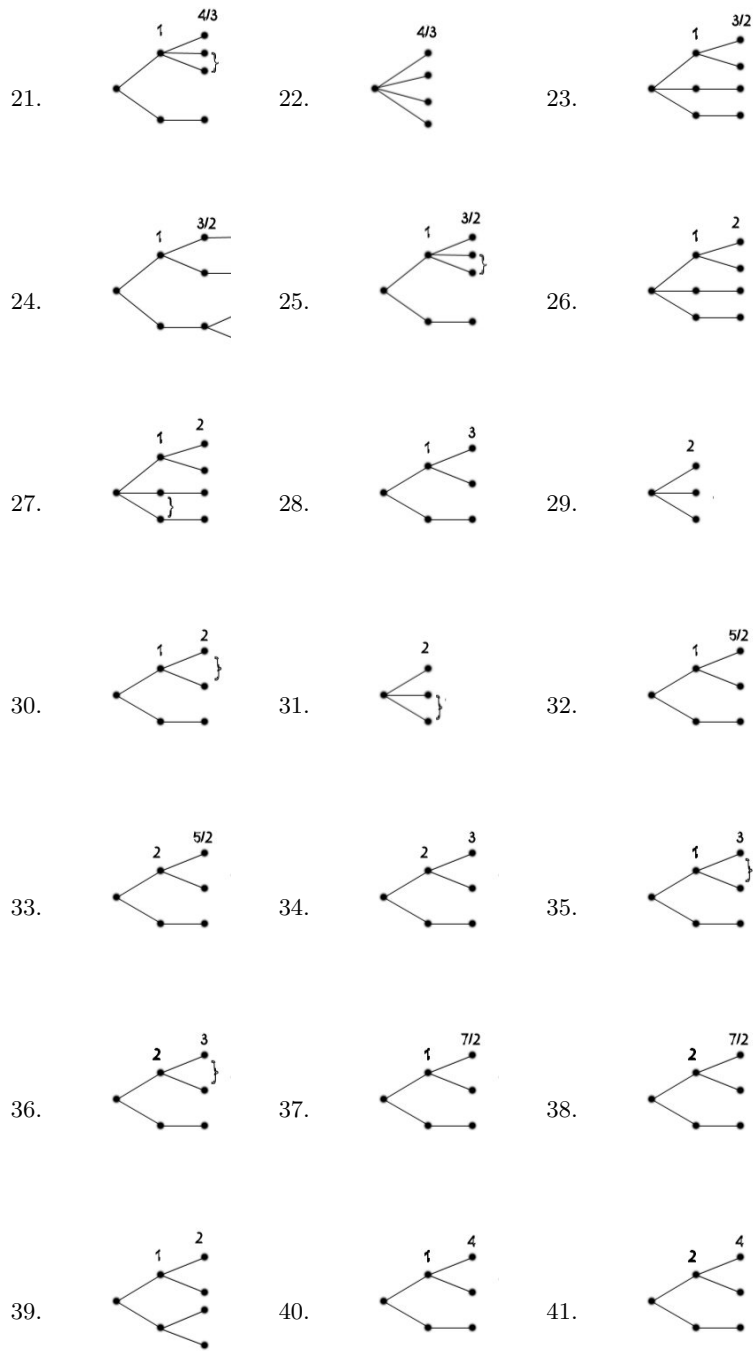


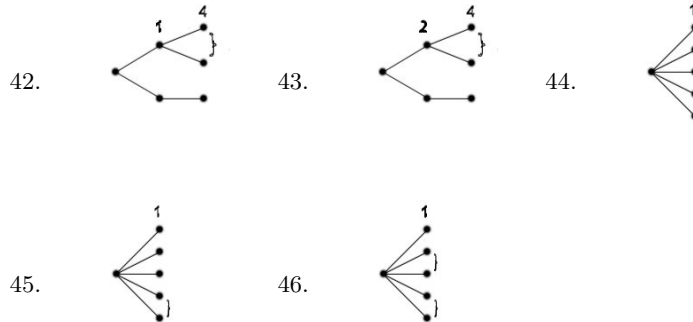
19.



20.







Factor of degree 2

We may assume that the factors of degrees two and three are each irreducible; otherwise there is a factor of degree one, and we are in the previous case. If the factor of degree three has a cusp or acnode at the origin, we obtain nothing new. Furthermore, we only need consider the case where the tangent line to the conic factor agrees with a tangent line to the cubic factor.

Some further argument is needed to verify the existence of "complex conjugate - type" singular points (singular points whose diagrams contain braces). The Maple computations below do not reveal whether these types of singular points exist. Real and imaginary parts are inserted for each coefficient of each factor and then Groebner basis techniques are used to verify that if the imaginary parts of the coefficients of the product of the factors are set equal to zero, then there is a solution. Maple is then used to do a Puiseux expansion of the resulting family, and it is observed that the singular points in question do or do not exist. There are interesting phenomena to observe here. Not every diagram without braces is accompanied by the corresponding diagram with braces. The details of the Groebner basis computations via Maple are omitted because of their length.[11]

If the cubic has a crunode at the origin, consider the family

$$(y(y - x) + ax^3 + bx^2y + cxy^2 + dy^3)(y + ex^2 + fxy + gy^2) = 0$$

We will now use Maple to calculate Puiseux expansions.

Condition: $a \neq -e$.

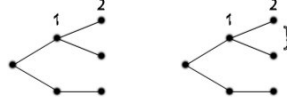
Puiseux jets:

$$y = x$$

$$y = ax^2$$

$$y = -ex^2$$

15. and 30. Diagrams:



Case: $a = -e$.

Condition: $f \neq e - b$.

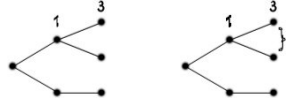
Puiseux jets:

$$y = x$$

$$y = -ex^2 + efx^3$$

$$y = -ex^2 + (e^2 - be)x^3.$$

28. and 35. Diagrams:



Case: $f = e - b$.

Condition: $b \neq e - c - g$.

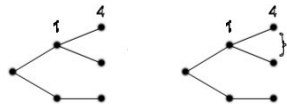
Puiseux jets:

$$y = x$$

$$y = -ex^2 + (e^2 - be)x^3 + (3be^2 - eb^2 + ce^2 - 2e^3)x^4$$

$$y = -ex^2 + (e^2 - be)x^3 + (-e^3 - e^2g + 2be^2 - eb^2)x^4$$

40. and 42. Diagrams:



Case: $b = e - c - g$.

Condition: $g \neq d$.

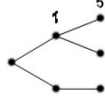
Puiseux jets:

$$y = x$$

$$y = -ex^2 + (ce + eg)x^3 + (-e^2g - eg^2 - 2ecg - ec^2)x^4 + (3e^2cg + 3eg^2c + 3egc^2 + ec^3 + 3e^2g^2 + eg^3)x^5$$

$$y = -ex^2 + (ce + eg)x^3 + (-e^2g - eg^2 - 2ecg - ec^2)x^4 + (e^3g - e^3d + 3e^2g^2 + 3e^2cg + eg^3 + 3eg^2c + 3egc^2 + ec^3)x^5.$$

47. Diagram:



If $g = d$, then each curve in the resulting family has a linear factor.

The final case is where the cubic has a simple point at the origin with tangent $y = 0$.

$$y = (ax^2 + bxy + cy^2)(y + dx^2 + exy + fy^2 + gx^3 + hx^2y + jxy^2 + ky^3) = 0.$$

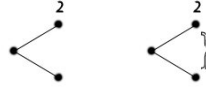
Condition: $a \neq d$.

Puiseux jets:

$$y = -dx^2$$

$$y = -ax^2.$$

8. and 9. Diagrams:



Case: $a = d$


Condition: $g \neq de - db$.

Puiseux jets:

$$y = -dx^2 + (de - g)x^3$$

$$y = -dx^2 + dbx^3.$$

11. and 12. Diagrams:



Case: $g = de - db$.

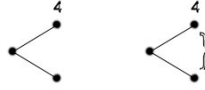
Condition: $h \neq be + fd - dc - b^2$.

Puiseux jets:

$$y = -dx^2 + dbx^3 + (-d^2c - db^2)x^4$$

$$y = -dx^2 + dbx^3 + (-bde - fd^2 + hd)x^4.$$

16. and 17. Diagrams:



Case: $h = be + fd - dc - b^2$.

Condition: $j \neq bf + ce - 2bc$.

Puiseux jets:

$$y = -dx^2 + dbx^3 + (-d^2c - db^2)x^4 + (db^3 + bfd^2 + d^2bc + d^2ce - d^2j)x^5.$$

$$y = -dx^2 + dbx^3 + (-d^2c - db^2)x^4 + (3d^2bc + db^3)x^5.$$

48. Diagram:



Case: $j = bf + ce - 2bc$.

Condition: $k \neq cf - c^2$.

Puiseux jets:

$$y = -dx^2 + dbx^3 + (-d^2c - db^2)x^4 + (3d^2bc + db^3)x^5 + (-6d^2b^2c - db^4 - 2d^3c^2)x^6.$$

$$y = -dx^2 + dbx^3 + (-d^2c - db^2)x^4 + (3d^2bc + db^3)x^5 + (-db^4 - 6d^2b^2c - d^3cf - d^3c^2 + d^3k)x^6.$$

49. Diagram:



If $k = cf - c^2$, then each curve in the resulting family has a linear factor and a multiple component.

This completes the classification.

4 Summary of singular points of irreducible real quintic curves

Multiplicity 2



$$\frac{2}{2} \leq a \leq \frac{13}{2}$$

$$A_1, A_2, A_3, A_4, A_5, A_6, A_7, A_8, A_9, A_{10}, A_{11}, A_{12}$$



$$1 \leq a \leq 6$$

$$A_1^*, A_3^*, A_5^*, A_7^*, A_9^*, A_{11}^*$$

Multiplicity 3



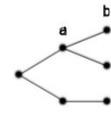
$$a = \frac{4}{3}, \frac{5}{3}, 1$$

$$E_6, E_8, D_4^*$$



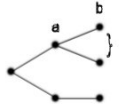
$$a = \frac{3}{2}, 1$$

$$E_7, D_4$$



$$a = 1; b = \frac{3}{2}, \frac{4}{2}, \frac{5}{2}, \frac{6}{2}, \frac{7}{2}, \frac{8}{2}, \frac{9}{2}$$

$$D_5, D_6, D_7, D_8, D_9, D_{10}, D_{11}$$



$a = 1; b = 2, 3, 4$ D_6^*, D_8^*, D_{10}^*

Multiplicity 4



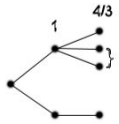
X_9



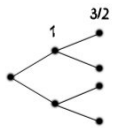
$a = 1, \frac{5}{4}$ X_9^*, W_{12}



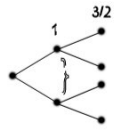
X_9^{**}



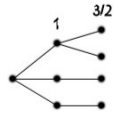
Z_{11}



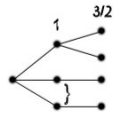
$Y_{1,1}^1$



$Y_{1,1}^{1*}$



$X_{1,1}$



$X_{1,1}^*$

5 Summary of singular points of reducible real quintic curves

Multiplicity 2



$$a = \frac{2}{2}, \frac{3}{2}, \frac{4}{2}, \frac{5}{2}, \frac{6}{2}, \frac{7}{2}, \frac{8}{2}, 5, 6$$

$$A_1, A_2, A_3, A_4, A_5, A_6, A_7, A_9, A_{11}$$



$$a = 1, 2, 3, 4$$

$$A_1^*, A_3^*, A_5^*, A_7^*$$

Multiplicity 3



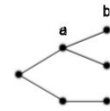
$$a = 1, \frac{3}{2}, 2$$

$$D_4, E_7, J_{10}$$



$$a = 1, \frac{4}{3}, 2$$

$$D_4^*, E_6, J_{10}^*$$

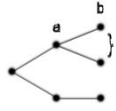


$$a = 1; b = \frac{3}{2}, \frac{4}{2}, \frac{5}{2}, \frac{6}{2}, \frac{7}{2}, \frac{8}{2}, 5 \text{ or,}$$

$$D_5, D_6, D_7, D_8, D_9, D_{10}, D_{12}$$

$$a = 2; b = \frac{5}{2}, \frac{6}{2}, \frac{7}{2}, \frac{8}{2}$$

$$J_{11}, J_{12}, J_{13}, J_{14}$$



$a = 1; b = 2, 3, 4$ or, D_6^*, D_8^*, D_{10}^*
 $a = 2; b = 3, 4$ J_{12}^*, J_{14}^*

Multiplicity 4



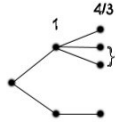
X_9



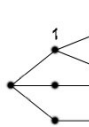
$a = 1, \frac{4}{3}$ X_9^*, W_{13}



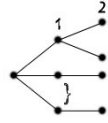
X_9^{**}



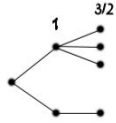
Z_{11}



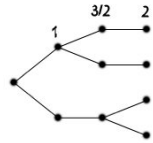
$a = \frac{3}{2}, 2$ $X_{1,1}, X_{1,2}$



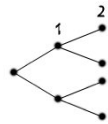
$X_{1,2}^{*1}$



Z_{12}

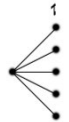


$Y_{1,2}^1$



$Y_{2,2}^1$

Multiplicity 5



N_{16}



N_{16}^*



N_{16}^{**}

References

- [1] V.I. Arnol'd, S.M. Gusein-Zade, A.N. Varchenko, Singularities of differentialble maps, Vol. I, Birkhauser, Boston, 1985.
- [2] E. Brieskorn and H. Knorrer, Plane algebraic curves, Birkhauser Verlag, Basel, 1986.
- [3] A.I. Degtyarev, Isotopic classification of complex plane projective curves of degree five, Leningrad Math. Journal, Vol. 1, No. 4, 1990, p. 881-904.
- [4] L.V. Golubina and K.K. Tai, Classification of singular points of real plane curves of fifth order, Mezhvuzouskii Sbornik(Gorky) Differential and Integral Equations, No. 2, 1978, 130-136 (Russian).
- [5] D.A. Gudkov, G.A. Utkin and M.L. Tai, The complete classification of non-decomposing curves of the 4th order, Mat. Sb. 69 (111) (1966), 222-256 (Russian).
- [6] D.A. Gudkov, Nine papers on Hilbert's 16th problem by D.A. Gudkov and G.A. Utkin, American Mathematical Society Translations, Series 2, Vol. 112, American Mathematical Society, Providence, 1978.
- [7] J. Milnor, Singular points of complex hypersurfaces, Annals of Mathematics Studies, Vol. 61, Princeton University Press, Princeton, 1968.
- [8] R.J. Walker, Algebraic Curves, Princeton University Press, New Jersey, 1950, 2nd ed. published by Springer-Verlag, New York, 1978.
- [9] C.T.C. Wall, Singular points of plane curves, London Mathematical Society Student Texts 63, Cambridge University Press, Cambridge, 2004.
- [10] D.A. Weinberg and N.J. Willis, Singular points of real quartic curves via computer algebra, to appear.
- [11] D.A. Weinberg and N.J. Willis, <http://www.math.ttu.edu/~weinberg/>.

DAVID A. WEINBERG: DEPARTMENT OF MATHEMATICS AND STATISTICS, TEXAS TECH UNIVERSITY, LUBBOCK, TX 79409-1042
e-mail address: david.weinberg@ttu.edu

NICHOLAS J. WILLIS: DEPARTMENT OF MATHEMATICS AND COMPUTER SCIENCE, WHITWORTH UNIVERSITY, SPOKANE, WA 99251
e-mail address: nwillis@whitworth.edu