

# Nucleon sigma term and strange quark content from lattice QCD with exact chiral symmetry

H. Ohki<sup>1,2</sup>, H. Fukaya<sup>3</sup>, S. Hashimoto<sup>4,5</sup>, T. Kaneko<sup>4,5</sup>,  
H. Matsufuru<sup>4</sup>, J. Noaki<sup>4</sup>, T. Onogi<sup>2</sup>, E. Shintani<sup>4</sup>, N. Yamada<sup>4,5,1</sup>

(JLQCD collaboration)

<sup>1</sup> <sup>1</sup> *Department of Physics, Kyoto University, Kyoto 606-8501, Japan,*

<sup>2</sup> *Yukawa Institute for Theoretical Physics,  
Kyoto University, Kyoto 606-8502, Japan,*

<sup>3</sup> *The Niels Bohr Institute, The Niels Bohr International  
Academy Blegdamsvej 17 DK-2100 Copenhagen, Denmark,*

<sup>4</sup> *High Energy Accelerator Research Organization (KEK), Tsukuba 305-0801, Japan,*

<sup>5</sup> *School of High Energy Accelerator Science,  
The Graduate University for Advanced Studies (Sokendai), Tsukuba 305-0801, Japan,*

## Abstract

We calculate the nucleon sigma term in two-flavor lattice QCD utilizing the Feynman-Hellman theorem. Both sea and valence quarks are described by the overlap fermion formulation, which preserves exact chiral and flavor symmetries on the lattice. We analyse the lattice data for the nucleon mass using the analytical formulae derived from the baryon chiral perturbation theory. From the data at valence quark mass set different from sea quark mass, we may extract the sea quark contribution to the sigma term, which corresponds to the strange quark content. We find that the strange quark content is much smaller than the previous lattice calculations and phenomenological estimates.

PACS numbers:

## I. INTRODUCTION

A piece of information on the nucleon structure can be extracted from its quark mass dependence. Nucleon sigma term  $\sigma_{\pi N}$  characterizes the effect of finite quark mass on the nucleon mass. Up to non-analytic and higher order terms, the nucleon mass is written as  $M_N = M_0 + \sigma_{\pi N}$ , where  $M_0$  is the nucleon mass in the chiral limit. The exact definition of  $\sigma_{\pi N}$  is given by the form of a scalar form factor of the nucleon at zero recoil as

$$\sigma_{\pi N} = m_{ud} \left( \langle N | \bar{u}u + \bar{d}d | N \rangle - V \langle 0 | \bar{u}u + \bar{d}d | 0 \rangle \right) \quad (1)$$

where  $m_{ud}$  denotes degenerate up and down quark mass. The second term in the parenthesis represents a subtraction of the vacuum contribution, and  $V$  is the (three-dimensional) physical volume<sup>1</sup>. For the sake of simplicity we represent the vacuum subtracted matrix element  $\langle N | \bar{q}q | N \rangle - V \langle 0 | \bar{q}q | 0 \rangle$  by  $\langle N | \bar{q}q | N \rangle$  in what follows. ( $q$  represents a quark field: up ( $u$ ), down ( $d$ ), or strange ( $s$ ).) Note that the sigma term is renormalization group invariant, since the renormalization factor cancels between the quark mass  $m_q$  and the scalar operator  $\bar{q}q$ .

While the up and down quarks contribute to  $\sigma_{\pi N}$  both as valence and sea quarks, the strange quark appears only as a sea quark contribution. As a measure of the strange quark content of the nucleon, the  $y$  parameter

$$y \equiv \frac{2 \langle N | \bar{s}s | N \rangle}{\langle N | \bar{u}u + \bar{d}d | N \rangle}, \quad (2)$$

is commonly introduced. Besides characterizing the purely sea quark content of the nucleon, which implies a clear distinction from the quark model picture of hadrons, this parameter plays an important role to determine the detection rate of possible neutralino dark matter in the supersymmetric extension of the Standard Model [1, 2, 3, 4, 5, 6, 7]. Already with the present direct dark matter search experiments one may probe a part of the MSSM model parameter space, and new experiments such as XMASS and SuperCDM will be able to improve the sensitivity by 2–3 orders of magnitude. Therefore, a precise calculation of the  $y$  parameter (or equivalently another parameter  $f_{T_s} \equiv m_s \langle N | \bar{s}s | N \rangle / M_N$ ) will be important for excluding or proving the neutralino dark matter scenario.

---

<sup>1</sup> The nucleon state  $|N(p)\rangle$  is normalized as  $\langle N(p) | N(p') \rangle = (2\pi)^3 \delta^{(3)}(p-p')$ . In (1) we omit the momentum argument for the nucleon, since we do not consider finite momentum insertion in this paper.

Phenomenologically, the sigma term can be related to the  $\pi N$  scattering amplitude at a certain kinematical point, *i.e.* the so-called Cheng-Dashen point  $t = +2m_\pi^2$  [8]. Its value is in the range  $\Sigma_{CD} = 70 \sim 90$  MeV [9]. After the corrections for the finite value of  $t$ , which amounts to  $-15$  MeV [10], one obtains  $\sigma_{\pi N} = 55 \sim 75$  MeV. On the other hand, the octet breaking of the nucleon mass, or the matrix element  $\langle N | \bar{u}u + \bar{d}d - 2\bar{s}s | N \rangle$ , can be evaluated from the baryon mass spectrum. At the leading order of Chiral Perturbation Theory (ChPT), the value of the corresponding sigma term is  $\hat{\sigma} \simeq 26$  MeV, while the heavy baryon ChPT (BChPT) gives  $\hat{\sigma} = 36 \pm 7$  MeV [11]. The difference between  $\sigma_{\pi N}$  and  $\hat{\sigma}$  is understood as the strange quark contribution; algebraically the relation is  $\sigma_{\pi N} = \hat{\sigma}/(1 - y)$ . Then, one obtains a large value of  $y$ :  $y=0.3-0.6$ . (The value of  $y$  is even larger than the estimate  $y \simeq 0.2$  in [10], because of the more recent experimental data [9].) For other phenomenological estimates, see, *e.g.* [12]. Such large values of  $y$  cannot be understood within the valence quark picture, hence raises a serious problem in the understanding of the nucleon structure. We note however that the analysis within chiral effective theories suffers from significant uncertainties of the low energy constants, especially at higher orders.

Using lattice QCD, one can in principle calculate the nucleon sigma term without involving any model parameters, since lattice calculation for a wide range of quark masses in the chiral regime offers essential information on the low energy constants which cannot be determined by experimental data alone. Furthermore, it is possible to determine the valence and sea quark contributions separately. A direct method to extract them is to calculate three-point functions on the lattice including an insertion of the scalar operator. It can also be done in an indirect way by analyzing the quark mass dependence of the nucleon mass for valence and sea quarks separately. Obviously, the dynamical fermion simulations are necessary to extract the disconnected contributions in the indirect method.

Previous lattice results were  $\sigma_{\pi N} = 40-60$  MeV,  $y = 0.66(15)$  [13], and  $\sigma_{\pi N} = 50(3)$  MeV,  $y = 0.36(3)$  [14] within the quenched approximation, while a two-flavor QCD calculation [15] gave  $\sigma_{\pi N} = 18(5)$  MeV and  $y = 0.59(13)$ . There are apparent puzzles in these results: firstly the strange quark content due to the disconnected diagram (the value of  $y$ ) is unnaturally large compared to the up and down contributions that contain the connected diagrams too. Secondly the values of the sigma term in the quenched and unquenched calculations are rather different, which might also imply significant effects of quark loops in the sea.

Concerning the first point, it was pointed out that using the Wilson-type fermions, which

violate the chiral symmetry on the lattice, the sea quark mass dependence of the additive mass renormalization and lattice spacing can give rise to a significant uncertainty in the sea quark content [16]. Unfortunately, after subtracting this contamination the unquenched result has large statistical error,  $y = -0.28(33)$ . In the present work, we remove this problem by explicitly maintaining exact chiral symmetry on the lattice for both sea and valence sectors, as described below.

The second puzzle may be resolved by incorporating an enhancement due to pion loops. Within BChPT at  $O(p^3)$  or  $O(p^4)$ , a curvature is expected in the quark mass dependence of the nucleon, hence the sigma term, a derivative of  $M_N$  in terms of  $m_q$ , increases towards the chiral limit.

An analysis using existing lattice data of two-flavor QCD with  $m_\pi > 550$  MeV by CP-PACS [17], JLQCD [18], and QCDSF [19] yields  $\sigma_{\pi N} = 48 \pm 5_{-12}^{+9}$  MeV [20, 21], which is slightly smaller than but is still consistent with the phenomenological analysis. A more recent lattice data by the ETM Collaboration with  $m_\pi = 300$ –500 MeV in two-flavor QCD reported a higher value  $\sigma_{\pi N} = 67(8)$  MeV [22]. Such an analysis for the disconnected contribution to extract the strange content is yet to be done, which is another main point of this work.

In this work, we analyze the data of the nucleon mass obtained from a two-flavor QCD simulation employing the overlap fermion [23]. (For other physics results from this simulation, we refer [24] and references therein.) The overlap fermion [25, 26] preserves exact chiral symmetry on the lattice, and there is no problem of the additive mass shift of the scalar density operator, that was a main source of the large systematic error in the previous calculations of the sigma term. We use the overlap fermion to describe both the sea and valence quarks. Statistically independent ensembles of gauge configurations are generated at six different sea quark masses; the nucleon mass is measured for various valence quark masses on each of those gauge ensembles. Therefore, we are able to analyze the valence and sea quark mass dependence independently to extract the connected and disconnected contributions. An estimate of the strange quark content can thus be obtained in two-flavor QCD. In the analysis, we use the partially quenched BChPT, which corresponds to the lattice calculations with valence quark masses taken differently from the sea quark masses. Therefore, the enhancement of the sigma term towards the chiral limit is incorporated. Since the two-flavor QCD calculation cannot avoid the systematic error due to the neglected strange sea

quarks, our result should not be taken as a final result from lattice QCD. Nevertheless our study with exact chiral symmetry reveals the underlying systematic effects in the calculation of the nucleon sigma term, especially in the extraction of its disconnected contribution. It therefore provides a realistic test case, which will be followed by the 2+1-flavor calculations in the near future <sup>2</sup>.

Our paper is organized as follows. In Section II, we introduce the basic methods to calculate the nucleon sigma term. Our simulation set-up is described in Section III. Then, in Section IV, we describe the BChPT fit to obtain the sigma term. In Section V, we study the sea quark content of the nucleon from PQChPT. In Section VI, we compare our results with previous calculations and discuss the origin of the discrepancy. Our conclusion is given in Section VII.

## II. METHOD FOR CALCULATING NUCLEON SIGMA TERM

The matrix element defining the nucleon sigma term (1) can be related to the quark mass dependence of the nucleon mass using the Feynman-Hellman theorem. Consider a two-point function of the nucleon interpolating operator  $O_N(t, \vec{x})$

$$G(t) \equiv \int d^3\vec{x} \langle 0 | O_N(t, \vec{x}) O_N^\dagger(0, \vec{0}) | 0 \rangle = Z^{-1} \int \mathcal{D}A_\mu \prod_q (\mathcal{D}q \mathcal{D}\bar{q}) O_N(t, \vec{x}) O_N^\dagger(0, \vec{0}) e^{-S} \quad (3)$$

with the QCD action  $S$  defined by the gluon field strength  $F_{\mu\nu}$  and the quark field  $q$  as

$$S = \int d^4x \left\{ \frac{1}{2g^2} \text{Tr} F_{\mu\nu}^2 + \sum_{q=u,d} \bar{q} (D + m_q) q \right\} \quad (4)$$

and the partition function  $Z$ . The sum in (4) runs over flavors ( $q = u$  and  $d$ ) according to the underlying two-flavor theory ( $N_f = 2$ ). By taking a partial derivative with respect to a valence quark mass  $m_{\text{val}}$  or a sea quark mass  $m_{\text{sea}}$  corresponding to the degenerate  $u$  and  $d$

---

<sup>2</sup> For a very recent result from 2+1-flavor QCD, see [27].

quark masses  $m_{ud}$  ( $= m_u = m_d$ ), we obtain

$$\frac{\partial G(t)}{\partial m_{\text{val}}} = - \int d^3 \vec{x} \left\langle 0 \left| O_N(t, \vec{x}) O_N^\dagger(0, \vec{0}) \left[ \int d^4 y \sum_{q=u,d} (\bar{q}q)(y) \right] \right| 0 \right\rangle_{\text{conn}}, \quad (5)$$

$$\begin{aligned} \frac{\partial G(t)}{\partial m_{\text{sea}}} = & - \int d^3 \vec{x} \left\langle 0 \left| O_N(t, \vec{x}) O_N^\dagger(0, \vec{0}) \left[ \int d^4 y \sum_{q=u,d} (\bar{q}q)(y) \right] \right| 0 \right\rangle_{\text{disc}} \\ & + G(t) \left\langle 0 \left| \int d^4 y \sum_{q=u,d} (\bar{q}q)(y) \right| 0 \right\rangle. \end{aligned} \quad (6)$$

The subscripts “conn” and “disc” on the expectation values indicate that only the connected or disconnected quark line contractions are evaluated, respectively.

Dividing the integration region of  $t_y$ , a temporal component of  $y$ , into three parts, *i.e.*  $t_y < 0$ ,  $0 < t_y < t$ , and  $t < t_y$ , and inserting the complete set of states between the operators, one can express  $G(t)$ ,  $\partial G(t)/\partial m_{\text{val}}$ , and  $\partial G(t)/\partial m_{\text{sea}}$  in terms of matrix elements. Comparing the leading contribution at large  $t$  behaving as  $t \exp(-M_N t)$  with  $M_N$  the nucleon mass, we obtain the relations

$$\frac{\partial M_N}{\partial m_{\text{val}}} = \langle N | (\bar{u}u + \bar{d}d) | N \rangle_{\text{conn}}, \quad (7)$$

$$\frac{\partial M_N}{\partial m_{\text{sea}}} = \langle N | (\bar{u}u + \bar{d}d) | N \rangle_{\text{disc}}, \quad (8)$$

Note that the short-hand notation to omit the term  $-V \langle 0 | (\bar{q}q) | 0 \rangle$  applies only for the disconnected piece.

This derivation of the Feynman-Hellman theorem does not assume anything about the renormalization scheme nor the regularization scheme. The contact terms in (5) and (6) are irrelevant for the formulas (7) and (8), since only the long-distance behavior of the correlators is used.

In the present study we exploit this indirect method to extract the matrix elements corresponding to the nucleon sigma term.

Another possible method to calculate the nucleon sigma term is to directly calculate the matrix element from three-point functions with an insertion of the scalar density operator  $(\bar{u}u + \bar{d}d)(x)$ , as carried out, *e.g.* in [13, 14] in the quenched approximation. In principle, it gives a mathematically equivalent quantity to the indirect method, provided that the indirect method is applied with data at sufficiently many sets of  $(m_{\text{val}}, m_{\text{sea}})$  so that the derivatives are reliably extracted. The order of the derivative and the path integral does not make any

difference at finite lattice spacing and volume. Numerical difference could arise only from the statistical error and the systematic error in the fit of the data. A practical advantage of the indirect method is that the sum over the position of  $(\bar{u}u + \bar{d}d)(x)$  is automatic, whereas in the direct method it must be taken explicitly to improve statistical accuracy. On the other hand, the direct method is more flexible, as one can take arbitrary quark masses for the “probe quark” to make a disconnected loop from the  $(\bar{u}u + \bar{d}d)(x)$  operator, while in the indirect method the probe quark mass is tied to the sea quark mass. Therefore, we can only estimate the strange quark content from the calculation done at the strange quark mass equal to the sea quark mass as  $\partial M_N / \partial m_{\text{sea}}|_{m_{\text{val}}=m_{\text{sea}}=m_s} = 2\langle N | \bar{s}s | N \rangle_{\text{disc}}$ .

### III. LATTICE SIMULATION

We make an analysis of the nucleon mass using the lattice data obtained on two-flavor QCD configurations generated with dynamical overlap fermions [23]. The lattice size is  $16^3 \times 32$ , which roughly corresponds to the physical volume  $(1.9 \text{ fm})^3 \times (3.8 \text{ fm})$  with the lattice spacing determined through the Sommer scale  $r_0$  as described below. The overlap fermion is defined with the overlap-Dirac operator [25, 26]

$$D(m_q) = \left(m_0 + \frac{m_q}{2}\right) + \left(m_0 - \frac{m_q}{2}\right) \gamma_5 \text{sgn}[H_W(-m_0)] \quad (9)$$

for a finite (bare) quark mass  $m_q$ . The kernel operator  $H_W(-m_0) \equiv \gamma_5 D_W(-m_0)$  is constructed from the conventional Wilson-Dirac operator  $D_W(-m_0)$  at a large negative mass  $-m_0$ . (We set  $m_0 = 1.6$  in this work.) For the gluon part, the Iwasaki action is used at  $\beta = 2.30$  together with unphysical Wilson fermions and associated twisted-mass ghosts [28] introduced to suppress unphysical near-zero modes of  $H_W(-m_0)$ . With these extra terms, the numerical operation for applying the overlap-Dirac operator (9) is substantially reduced. Furthermore, since the exact zero eigenvalue is forbidden, the global topological charge  $Q$  is preserved during the molecular dynamics evolution of the gauge field. Our main runs are performed at the trivial topological sector  $Q = 0$ . For each sea quark mass listed below, we accumulate 10,000 trajectories; the calculation of the nucleon mass is done at every 20 trajectories, thus we have 500 samples for each  $m_{\text{sea}}$ . For more details of the configuration generation, we refer to [23].

For the sea quark mass  $am_{\text{sea}}$  we take six values: 0.015, 0.025, 0.035, 0.050, 0.070, and

$am_{\text{sea}}$	$a$ [fm]	$m_\pi$ [GeV]	$m_\pi L$
0.015	0.1194(15)	0.2880(18)	2.8
0.025	0.1206(18)	0.3671(13)	3.5
0.035	0.1215(15)	0.4358(13)	4.2
0.050	0.1236(14)	0.5217(13)	5.0
0.070	0.1251(13)	0.6214(11)	6.0
0.100	0.1272(12)	0.7516(14)	7.2

TABLE I: Lattice spacing and pion mass calculated for each sea quark mass.

0.100 that cover the mass range  $m_s/6 - m_s$  with  $m_s$  the physical strange quark mass. Analysis of the pion mass and decay constant on this data set is found in [29].

The lattice spacing determined through the Sommer scale  $r_0$  of the static quark potential slightly depends on the sea quark mass; the numerical results are listed in Table I. Extrapolating to the chiral limit, we obtain  $a = 0.118(2)$  fm assuming the physical value  $r_0 = 0.49$  fm. In the following analysis, we use this value to convert the lattice results to the physical unit.

The two-point functions, from which the nucleon mass is extracted, are constructed from quark propagators described by the overlap fermion. In order to improve the statistical accuracy, we use the low-mode preconditioning technique [30], *i.e.* the piece of the two-point function made of the low modes of the overlap-Dirac operator is averaged over many source points. In our case, the source points are set at the origin on each time slice and averaged over different time slices with 50 chiral pairs of low modes. For the source to solve the quark propagator, we take a smeared source defined by a function  $\phi(|\vec{x}|) \propto \exp(-A|\vec{x}|)$  with a fixed  $A = 0.40$ . We then calculate the smeared-local two-point correlator and fit the data with a single exponential function after averaging over forward and backward propagating states in time. The statistical error is estimated using the standard jackknife method with a bin size of 10 samples, which corresponds to 200 trajectories. In the calculation of the nucleon mass, we take the valence quark masses  $am_{\text{val}} = 0.015, 0.025, 0.035, 0.050, 0.060, 0.070, 0.080, 0.090$ , and 0.100.

Figure 1 shows an effective mass plot of the nucleon at  $am_{\text{sea}} = 0.035$ . Data are shown for the nucleon made of degenerate valence quarks at the nine available masses. We find a good



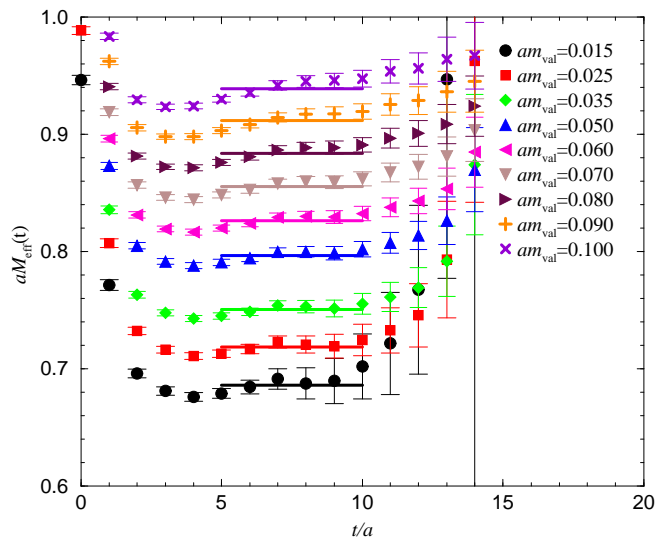


FIG. 1: Effective mass of the smeared-local nucleon correlator. Data are shown for various degenerate valence quark masses  $m_{\text{val}}$  at a fixed sea quark mass  $am_{\text{sea}} = 0.035$ .

plateau for all sea and valence quark mass combinations; the fit with a single exponential function is made in the range  $[5, 10]$ . The fitted results are shown by thick horizontal lines in Figure 1 and summarized in Table II.

#### IV. ANALYSIS OF THE UNITARY POINTS WITH BARYON CHIRAL PERTURBATION THEORY

##### A. Naive fits with BChPT

In this section, we analyze the lattice data taken at the unitary points, *i.e.* sea and valence quarks are degenerate. In this case, the conventional baryon chiral perturbation theory (BChPT) [31] for two flavors is a valid framework to describe the quark mass dependence of the nucleon. It develops a non-analytic quark mass dependence and leads to the enhancement of the nucleon sigma term near the chiral limit.

In BChPT, the nucleon mass is expanded in terms of the light quark mass or equivalently pion mass squared  $m_\pi^2$ . We follow the analysis done in [20]. The expression for the nucleon

$am_{\text{sea}}$	$am_{\text{val}}$	$am_{PS}$	$aM_N$	$am_{\text{sea}}$	$am_{\text{val}}$	$am_{PS}$	$aM_N$
0.015	0.015	0.1729(12)	0.6647(59)	0.050	0.015	0.17402(87)	0.6895(58)
	0.025	0.2210(10)	0.7038(47)		0.025	0.22279(82)	0.7274(43)
	0.035	0.25998(95)	0.7381(44)		0.035	0.26218(80)	0.7606(39)
	0.050	0.30966(93)	0.7858(43)		0.050	0.31228(80)	0.8072(38)
	0.060	0.33918(96)	0.8164(43)		0.060	0.34199(82)	0.8369(40)
	0.070	0.3668(10)	0.8460(44)		0.070	0.36967(84)	0.8657(39)
	0.080	0.3929(11)	0.8750(45)		0.080	0.39583(93)	0.8937(41)
	0.090	0.4180(12)	0.9033(47)		0.090	0.4208(10)	0.9211(43)
	0.100	0.4423(15)	0.9312(48)		0.100	0.4449(13)	0.9480(45)
0.025	0.015	0.17185(99)	0.6597(60)	0.070	0.015	0.17512(76)	0.6870(63)
	0.025	0.21990(81)	0.6960(45)		0.025	0.22444(65)	0.7259(44)
	0.035	0.25906(76)	0.7300(40)		0.035	0.26399(62)	0.7610(39)
	0.050	0.30900(72)	0.7780(37)		0.050	0.31414(64)	0.8098(37)
	0.060	0.33864(72)	0.8084(37)		0.060	0.34388(68)	0.8407(37)
	0.070	0.36625(75)	0.8380(39)		0.070	0.37166(75)	0.8705(38)
	0.080	0.39230(81)	0.8667(38)		0.080	0.39800(88)	0.8996(39)
	0.090	0.41711(92)	0.8946(39)		0.090	0.4232(11)	0.9280(41)
	0.100	0.4409(11)	0.9220(42)		0.100	0.4477(14)	0.9559(42)
0.035	0.015	0.17299(96)	0.6859(73)	0.100	0.015	0.17663(71)	0.7040(65)
	0.025	0.22168(84)	0.7186(45)		0.025	0.22563(61)	0.7419(44)
	0.035	0.26111(81)	0.7505(35)		0.035	0.26548(58)	0.7761(37)
	0.050	0.31136(82)	0.7966(30)		0.050	0.31619(56)	0.8236(35)
	0.060	0.34124(85)	0.8263(30)		0.060	0.34621(57)	0.8536(34)
	0.070	0.36917(90)	0.8553(30)		0.070	0.37418(61)	0.8827(34)
	0.080	0.39567(99)	0.8837(30)		0.080	0.40061(70)	0.9110(35)
	0.090	0.4211(11)	0.9115(32)		0.090	0.42587(87)	0.9387(36)
	0.100	0.4456(14)	0.9388(33)		0.100	0.4502(11)	0.9659(37)

TABLE II: Numerical results for the pseudo-scalar meson mass and the nucleon mass for each sea and valence quark masses.

mass  $M_N$  to the order  $\mathcal{O}(p^3)$  has a form

$$M_N = M_0 - 4c_1 m_\pi^2 - \frac{3g_A^2}{32\pi f_\pi^2} m_\pi^3 + \left[ e_1^r(\mu) - \frac{3g_A^2}{64\pi^2 f_\pi^2 M_0} \left( 1 + 2 \log \frac{m_\pi}{\mu} \right) \right] m_\pi^4 + \frac{3g_A^2}{256\pi f_\pi^2 M_0^2} m_\pi^5, \quad (10)$$

and that to  $\mathcal{O}(p^4)$  is

$$M_N = M_0 - 4c_1 m_\pi^2 - \frac{3g_A^2}{32\pi f_\pi^2} m_\pi^3 + \left[ e_1^r(\mu) - \frac{3}{64\pi^2 f_\pi^2} \left( \frac{g_A^2}{M_0} - \frac{c_2}{2} \right) - \frac{3}{32\pi^2 f_\pi^2} \left( \frac{g_A^2}{M_0} - 8c_1 + c_2 + 4c_3 \right) \log \frac{m_\pi}{\mu} \right] m_\pi^4 + \frac{3g_A^2}{256\pi f_\pi^2 M_0^2} m_\pi^5. \quad (11)$$

There are many parameters involved in these expressions. First of all,  $M_0$  is the nucleon mass in the chiral limit and  $f_\pi$  is the pion decay constant. The constant  $g_A$  describes the nucleon axial-vector coupling. Its experimental value determined by the neutron  $\beta$  decay is  $g_A = 1.270(3)$  [32]. The parameters  $c_1$ ,  $c_2$ , and  $c_3$  are low energy constants (LECs) at  $\mathcal{O}(p^2)$ ; their phenomenological values are  $c_1 = -0.9_{-0.5}^{+0.2} \text{ GeV}^{-1}$ ,  $c_2 = 3.3 \pm 0.2 \text{ GeV}^{-1}$ , and  $c_3 = -4.7_{-1.0}^{+1.2} \text{ GeV}^{-1}$  (for a summary, see, for example [12]). In the fit using (11) discussed below, we fix  $(c_2, c_3)$  at two representative combinations,  $(3.2 \text{ GeV}^{-1}, -3.4 \text{ GeV}^{-1})$  and  $(3.2 \text{ GeV}^{-1}, -4.7 \text{ GeV}^{-1})$ , following the previous analysis [20]. As given above,  $c_2$  is rather well determined phenomenologically. As for  $c_3$ , the value  $-3.4 \text{ GeV}^{-1}$  is consistent with empirical nucleon-nucleon phase shifts, and the value  $-4.7 \text{ GeV}^{-1}$  is the central value obtained from pion-nucleon scattering. There is another parameter  $e_1^r(\mu)$ , which is a combination of the  $\mathcal{O}(p^4)$  LECs and is not well known phenomenologically. Since  $e_1^r(\mu)$  is scale dependent, we quote its value at  $\mu = 1 \text{ GeV}$  in the following.

In these formulae, the leading non-analytic quark mass dependence is given by the term of  $m_\pi^3$ , while others ( $m_\pi^4 \log(m_\pi/\mu)$  and  $m_\pi^5$ ) are suppressed by additional powers of  $m_\pi/M_0$ . Therefore, we also consider a simplified fit function

$$M_N = M_0 - 4c_1 m_\pi^2 - \frac{3g_A^2}{32\pi f_\pi^2} m_\pi^3 + e_1^r(\mu) m_\pi^4. \quad (12)$$

When we analyse the partially quenched data set in the next section, we utilize a formula that is an extension of this simplified fit form. Therefore, a comparison of the simplified and the full fit functions (10), (11) on the unitary data points provides a good test of our analysis.

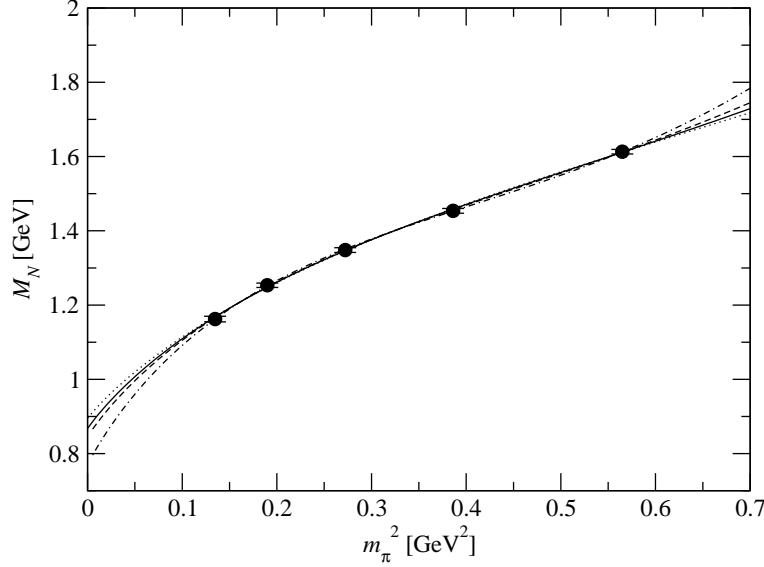


FIG. 2: BChPT fit of the nucleon mass for unitary points. The solid, dot, dashed, dot-dashed curves represent the Fit 0a, Ia, II, and III, respectively.

We carry out the BChPT fits of the lattice data using these functions. The simplest fits are those with (12). Since the axial-coupling  $g_A$  is very well known experimentally, we attempt two options: (Fit 0a) a fit with fixed  $g_A$  ( $=1.267$ ), and (Fit 0b) a fit with  $g_A$  being dealt as a free parameter. The fits using the  $\mathcal{O}(p^3)$  formula (10) are called Fit I. Again in this case, we attempt the fits with (Fit Ia) and without (Fit Ib) fixing  $g_A$ . For the fit using the  $\mathcal{O}(p^4)$  formula (10), the lattice data do not have enough sensitivity to determine many parameters in the formula unless we fix  $g_A$ ,  $c_2$ , and  $c_3$ . As described above we choose  $g_A = 1.267$ ,  $c_2 = 3.2 \text{ GeV}^{-2}$ , and  $c_3 = -3.4 \text{ GeV}^{-1}$  (Fit II) or  $c_3 = -4.7 \text{ GeV}^{-1}$  (Fit III). The pion decay constant is fixed at its physical value  $92.4 \text{ MeV}$ .

We use the lattice data at five quark masses  $m_q = 0.025, 0.035, 0.050, 0.070, 0.100$ . The data point at the smallest quark mass  $m_q = 0.015$  is not included in the fit in order to avoid large finite volume effect. A detailed discussion on the finite volume effect is given below.

Figure 2 shows the ChPT fits; the resulting fit parameters are listed in Table III. The fit curves are drawn for Fit 0a, Ia, II and III in Figure 2. The lattice data show a significant curvature towards the chiral limit. All of the fit functions with  $g_A$  fixed to the experimental value describe the data quite well. The results with  $g_A$  a free parameter (Fit 0b and Ib) give an important consistency check of BChPT, since the  $m_\pi^3$  term is a unique consequence

	$M_0[\text{GeV}]$	$c_1[\text{GeV}^{-1}]$	$e_1^r(\mu)$	$g_A$	$c_2[\text{GeV}^{-1}]$	$c_3[\text{GeV}^{-1}]$	$\chi^2/\text{d.o.f.}$
Fit 0a	0.868(15)	-0.97(3)	2.89(15)	[1.267]	-	-	0.89
Fit 0b	0.753(106)	-1.59(56)	6.7(3.6)	1.81(42)	-	-	1.26
Fit Ia	0.895(15)	-0.86(3)	3.34(16)	[1.267]	-	-	1.39
Fit Ib	0.748(104)	-1.72(59)	10.5(4.7)	2.13(48)	-	-	0.88
Fit II	0.846(13)	-1.04(2)	2.05(11)	[1.267]	[3.2]	[-3.4]	0.44
Fit III	0.770(13)	-1.31(2)	1.33(12)	[1.267]	[3.2]	[-4.7]	0.11

TABLE III: ChPT fit of the nucleon mass using five unitary points  $m_q = 0.025, 0.035, 0.050, 0.070$ , and 0.100. The values sandwiched as  $[\dots]$  mean the input in the fit.

of the pion loop effect in this framework. The coupling  $g_A$  is in fact non-zero and roughly consistent with the experimental value within a large statistical error. The nucleon mass in the chiral limit  $M_0$  shows a significant variation, especially when the Fit III is used.

## B. Finite volume corrections

Since the spatial extent  $L$  of the lattice is not large enough ( $\sim 1.9$  fm) for obtaining the baryon masses very accurately, we need to estimate the systematic error due to the finite volume effect.

The finite volume correction can be calculated within BChPT, provided that the quark mass is small enough to apply ChPT. The nucleon mass  $M_N(L)$  in a finite box of size  $L^3$  is written as [19]

$$M_N(L) - M_N(\infty) = \Delta_a + \Delta_b + \mathcal{O}(p^5), \quad (13)$$

where  $\Delta_a$  and  $\Delta_b$  represent finite volume correction at order  $p^3$  and  $p^4$  respectively,

$$\Delta_a = \frac{3g_A^2 M_0 m_\pi^2}{16\pi^2 f_\pi^2} \int_0^\infty dx \sum_{\vec{n}} K_0(L|n| \sqrt{M_0^2 x^2 + m_\pi^2(1-x)}), \quad (14)$$

$$\Delta_b = \frac{3m_\pi^4}{4\pi^2 f_\pi^2} \sum_{\vec{n}} \left[ (2c_1 - c_3) \frac{K_1(L|n|m_\pi)}{L|n|m_\pi} + c_2 \frac{K_2(L|n|m_\pi)}{(L|n|m_\pi)^2} \right]. \quad (15)$$

Here, the functions  $K_0(x)$ ,  $K_1(x)$  and  $K_2(x)$  are the modified Bessel functions, which asymptotically behave as  $\exp(-x)$  for large  $x$ . The sum runs over a three dimensional vector  $\vec{n}$  of integer components, and  $|n|$  denotes  $\sqrt{\vec{n}^2}$ .

In the following we make the following two different analyses for the finite volume effect.

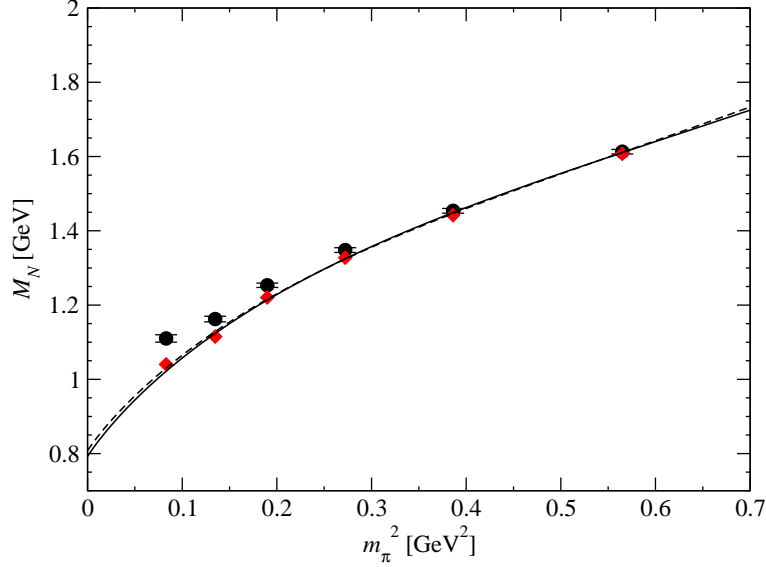


FIG. 3: Chiral fit of the corrected data (diamonds). Solid and dashed curves represent the fits using 5 and 6 heaviest data points, respectively. For a reference, we also show the raw data (circles).

	$M_0[\text{GeV}]$	$c_1[\text{GeV}^{-1}]$	$e_1^r(\mu)$	$\chi^2/\text{d.o.f.}$
Fit 0a(5pt)	0.793(15)	-1.04(3)	2.68(15)	1.86
Fit 0a(6pt)	0.808(13)	-1.02(3)	2.79(13)	1.82

TABLE IV: Chiral fit parameters for the finite volume corrected lattice data. Results using all 6 data points “Fit 0a (6pt)” and those using 5 heaviest data points “Fit 0a (5pt)” are listed. The fit function is (12) with a fixed axial coupling  $g_A = 1.267$ .

1. We correct the data for the finite volume effect using the above formula. For the input parameters  $M_0$ ,  $g_A$ ,  $c_i$  ( $i = 1-3$ ), we use the nominal values ( $M_0 = 0.87$  GeV,  $g_A = 1.267$ ,  $c_1 = -1.0$  GeV $^{-1}$ ,  $c_2 = 3.2$  GeV $^{-1}$ , and  $c_3 = -3.4$  GeV $^{-1}$ ). The size of the finite volume corrections varies from  $-0.3\%$  (heaviest) to  $-4.0\%$  (second lightest) and  $-6.5\%$  (lightest). The chiral fit is then made for the corrected data points using the simplified  $O(p^3)$  formula (12) for heaviest 5 or 6 heaviest data points. The result is shown in Figure 3 and the fit parameters are listed in Table IV. After correcting the finite volume effect, there is a 5-8% decrease in  $M_0$  and 4-7% increase in the magnitude of the slope in the chiral limit  $|c_1|$ . The results of the fits with 5 or 6 data points are consistent with each other.

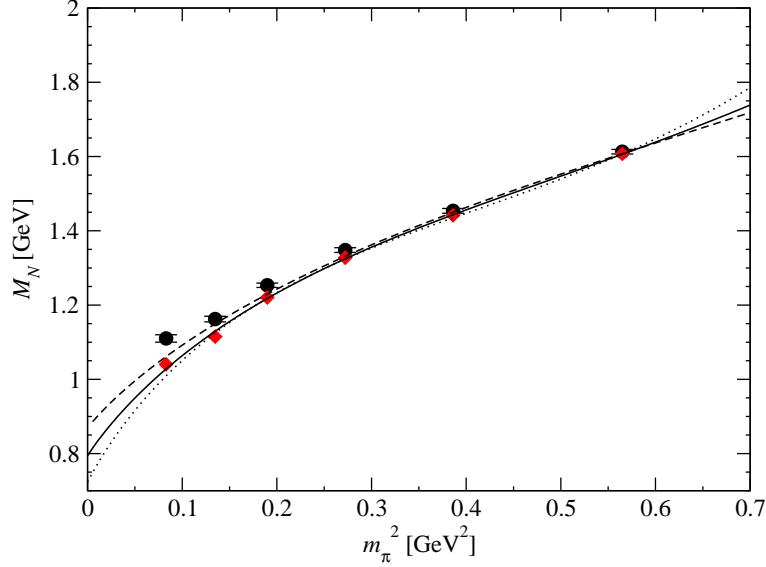


FIG. 4: Chiral fit with the  $\mathcal{O}(p^4)$  formula plus the finite volume effect  $\Delta_a + \Delta_b$ . Dashed, solid and dotted curves represent the fit results in the infinite volume from the Fit Ia, II and III, respectively. For a reference, we show the finite volume corrected data points (diamonds).

2. We fit the data with the fit functions including the finite volume corrections, *i.e.* at  $\mathcal{O}(p^3)$  the function is (10) plus  $\Delta_a$  (Fit II); at  $\mathcal{O}(p^4)$  the function is (11) plus  $\Delta_a + \Delta_b$  (Fit III). Figure 4 shows the fit curves after subtracting the finite volume piece  $\Delta_a$  or  $\Delta_a + \Delta_b$ , which consistently run through the finite volume corrected data points. The fit parameters are listed in Table V. We find that after taking the finite volume effect into account  $M_0$  decreases by 3-8% and  $|c_1|$  increases by 9%. The 5-point and 6-point fits are consistent with each other within two standard deviations.

Comparing the fit parameters obtained with (Tables IV and V) and without (Table III) the finite volume corrections, we observe that the deviation due to the finite volume effect is smaller than the uncertainty of the fit forms.

There is also a finite volume effect due to fixing the topological charge in our simulation. This can be estimated using ChPT as in [33, 34]. The estimated corrections are fairly small,  $-(0.3-0.7)\%$  depending on the quark mass. Compared to the statistical error and the conventional finite volume effect, we can safely neglect the fixed topology effect.

	$M_0$	$c_1$	$e_1^r(\mu)$	$g_A$	$c_2$	$c_3$	$\chi^2/\text{d.o.f.}$
	[GeV]	[GeV <sup>-1</sup> ]	[GeV <sup>-3</sup> ]		[GeV <sup>-1</sup> ]	[GeV <sup>-1</sup> ]	
Fit Ia(5pt)	0.852(15)	-0.90(3)	3.18(16)	[1.267]	-	-	1.81
Fit Ia(6pt)	0.870(13)	-0.88(2)	3.31(13)	[1.267]	-	-	1.86
Fit II(5pt)	0.778(12)	-1.08(2)	1.70(13)	[1.267]	[3.2]	[-3.4]	1.19
Fit II(6pt)	0.794(10)	-1.06(1)	1.83(11)	[1.267]	[3.2]	[-3.4]	1.76
Fit III(5pt)	0.694(12)	-1.35(2)	0.84(14)	[1.267]	[3.2]	[-4.7]	0.24
Fit III(6pt)	0.723(10)	-1.32(1)	1.10(12)	[1.267]	[3.2]	[-4.7]	3.37

TABLE V: Results from the chiral fit including the finite volume corrections. The finite volume effects are included to  $\Delta_a$  for the Fit Ia (at  $\mathcal{O}(p^3)$ ) and to  $\Delta_a + \Delta_b$  for the Fit II and III (at  $\mathcal{O}(p^4)$ ).

	w/o FVCs	w/ FVCs	
	5 pt	5 pt	6 pt
Fit 0a	52.2(1.8)	56.7(1.8)	55.1(1.5)
Fit Ia	45.1(1.7)	48.9(1.7)	47.2(1.5)
Fit II	56.5(1.2)	59.5(1.2)	58.2(1.0)
Fit III	71.8(1.2)	75.1(1.2)	72.7(1.0)

TABLE VI: Nucleon sigma term  $\sigma_{\pi N}$  [MeV] with and without the finite volume corrections (FVCs).

### C. Nucleon sigma term

Using the fits in the previous subsections we obtain the nucleon sigma term by differentiating the nucleon mass with respect to the quark mass as

$$\sigma_{\pi N} = \sum_{q=u,d} m_q \left. \frac{dM_N}{dm_q} \right|_{m_q=m_{ud}}. \quad (16)$$

Since the value of the physical up and down quark mass is very small, we may extract the physical value using the leading-order ChPT relation

$$\sigma_{\pi N} = m_\pi^2 \left. \frac{dM_N}{dm_\pi^2} \right|_{m_\pi=135 \text{ MeV}}. \quad (17)$$

Table VI shows the results from the several fit forms with and without the finite volume corrections (FVCs).



Due to the curvature observed in Figures 2–4, that is largely explained by the non-analytic term  $m_\pi^3$  in the BChPT formulae,  $\sigma_{\pi N}$  is enhanced toward the chiral limit. Compared with the value at around the strange quark mass,  $\sigma_{\pi N}$  is about three times larger, depending on the details of the fit ansatz.

The largest uncertainty comes from the chiral extrapolation. In fact, the Fit III gives significantly larger value of  $\sigma_{\pi N}$  than those of other fit ansatz. It is expected from the plot of chiral extrapolation, Figure 2, where the Fit III (dot-dashed curve) shows a steeper slope near the chiral limit. The finite volume effect is a sub-leading effect, which is about 9%. We take the Fit 0a ( $g_A$  fixed, FVCs not included) as our best fit, and take the variation with fit ansatz and FVCs as an estimate of the systematic error. We obtain

$$\sigma_{\pi N} = 52(2)_{\text{stat}}({}^{+20}_{-7})_{\text{extrap}}({}^{+5}_{-0})_{\text{FVE}} \text{ MeV}, \quad (18)$$

where the errors are the statistical and the systematic due to the chiral extrapolation (extrap) and finite volume effect (FVE). This result is in good agreement with the phenomenological analysis based on the experimental data at the Cheng-Dashen point  $\sigma_{\pi N} = 55 \sim 75$  MeV, which is discussed in the Introduction.

## V. ANALYSIS OF THE PARTIALLY QUENCHED DATA POINTS

### A. Fits with partially quenched ChPT formula

As described in Section II, the partial derivatives in terms of the valence and sea quark masses,  $m_{\text{val}}$  and  $m_{\text{sea}}$  respectively, are necessary in order to extract the connected and disconnected-diagram contributions separately, hence to obtain the strange quark content  $y$  defined in (2). It is possible with the lattice data in the so-called partially quenched set-up, *i.e.* the valence quark mass is taken differently from the sea quark mass. Since the enhancement of  $\sigma_{\pi N}$  towards the chiral limit is essential for reliable determination of the nucleon sigma term, we should use the chiral perturbation theory formula for baryons in

partially quenched QCD, which is available for two-flavor QCD [36, 37]. At  $O(p^3)$ , it reads

$$\begin{aligned}
M_N = & B_{00} + B_{10}(m_\pi^{vv})^2 + B_{01}(m_\pi^{ss})^2 \\
& - \frac{1}{16\pi f_\pi^2} \left\{ \frac{g_A^2}{12} [-7(m_\pi^{vv})^3 + 16(m_\pi^{vs})^3 + 9m_\pi^{vv}(m_\pi^{ss})^2] \right. \\
& \quad + \frac{g_1^2}{12} [-19(m_\pi^{vv})^3 + 10(m_\pi^{vs})^3 + 9m_\pi^{vv}(m_\pi^{ss})^2] \\
& \quad \left. + \frac{g_1 g_A}{3} [-13(m_\pi^{vv})^3 + 4(m_\pi^{vs})^3 + 9m_\pi^{vv}(m_\pi^{ss})^2] \right\} \\
& + B_{20}(m_\pi^{vv})^4 + B_{11}(m_\pi^{vv})^2(m_\pi^{ss})^2 + B_{02}(m_\pi^{ss})^4,
\end{aligned} \tag{19}$$

where  $m_\pi^{vv}$ ,  $m_\pi^{vs}$ , and  $m_\pi^{ss}$  denote the pion mass made of valence-valence, valence-sea, and sea-sea quark combinations, respectively. At this order of the chiral expansion, one can rewrite this formula in terms of  $m_{\text{val}}$  and  $m_{\text{sea}}$  using the leading-order relations  $(m_\pi^{vv})^2 = 2Bm_{\text{val}}$ ,  $(m_\pi^{vs})^2 = B(m_{\text{val}} + m_{\text{sea}})$ , and  $(m_\pi^{ss})^2 = 2Bm_{\text{sea}}$ . The parameter  $B$  is determined as  $B_0 = 1.679(4)$  GeV through the ChPT analysis of pion mass [35]. The coupling constant  $g_A$  represents the nucleon axial charge as before, and  $g_1$  is another axial-vector coupling characterizing the coupling to the  $\eta$  meson. They are related to the standard  $F$  and  $D$  parameters of BChPT as  $g_A = F + D$  and  $g_1 = 2(F - D)$ . Numerically, the values of  $F$  and  $D$  are obtained from the hyperon decay as  $F = 0.52(4)$  and  $D = 0.85(6)$  (see [38], for instance), which imply  $g_1 = -0.66(14)$ . In the following, whenever we need nominal values of  $g_A$  and  $g_1$ , we set  $g_A = 1.267$  and  $g_1 = -0.66$ .

Strictly speaking, there are also contributions from the decuplet baryons. In our analysis we have integrated out the Delta resonance and expand the contribution in terms of  $(m_\pi/\Delta)^2$  with  $\Delta = m_\Delta - M_N$ . Then these contributions can be absorbed into the analytic terms in (19).

We fit the quark mass dependence of the nucleon mass with the partially quenched ChPT formula (19). The independent fit parameters are  $B_{00}$ ,  $B_{01}$ ,  $B_{10}$ ,  $B_{11}$ ,  $B_{20}$ ,  $B_{02}$ ,  $g_1$ , and  $g_A$ . Instead of making all these parameters free, we also attempt a fit with fixed  $g_A$  and  $g_1$  (Fit PQ-a), a fit with fixed  $g_A$  (Fit PQ-b). The fit with all the free parameters is called the Fit PQ-c.

Figure 5 demonstrates the result of the partially quenched ChPT fit. It shows the sea quark mass dependence at eight fixed valence quark masses. Data are nicely fitted with the formula (19). The fit results are listed in Table VII. All the parameters are well determined except for the term  $B_{02}(m_\pi^{ss})^4$ , for which the data do not have enough sensitivity. Finite

	$B_{00}$	$B_{01}$	$B_{10}$	$B_{11}$	$B_{20}$	$B_{02}$	$g_1$	$g_A$	$\chi^2/\text{d.o.f.}$
	[GeV]	[GeV <sup>-1</sup> ]	[GeV <sup>-1</sup> ]	[GeV <sup>-3</sup> ]	[GeV <sup>-3</sup> ]	[GeV <sup>-3</sup> ]			
Fit PQ-a	0.87(2)	0.47(10)	3.37(3)	-0.94(2)	3.77(2)	0.17(15)	[-0.66]	[1.267]	1.82
Fit PQ-b	0.86(2)	1.13(11)	2.71(4)	0.97(8)	1.81(11)	0.25(15)	-0.378(14)	[1.267]	1.28
Fit PQ-c	0.92(4)	0.76(23)	1.98(39)	0.43(31)	0.95(43)	-0.03(23)	-0.29(5)	0.93(22)	1.28

TABLE VII: Fit results with the partially quenched ChPT formula. The values sandwiched as  $[\dots]$  mean the input in the fit.

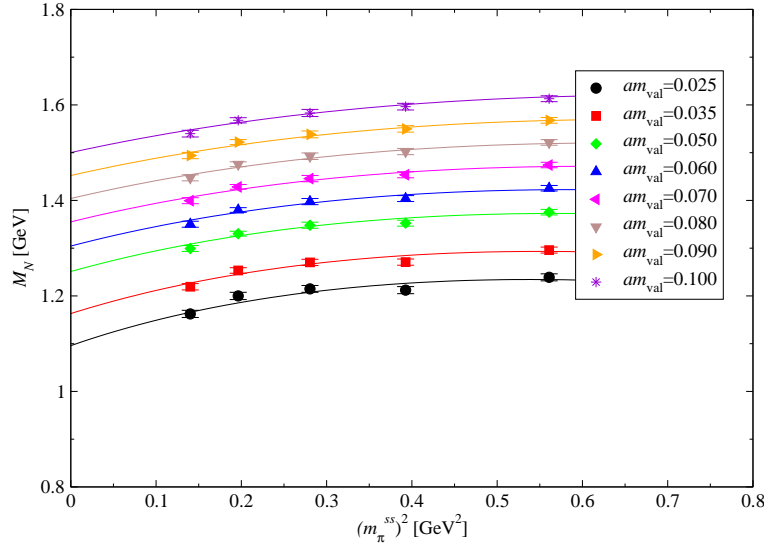


FIG. 5: Partially quenched nucleon masses and fit curves (Fit PQ-b).

volume corrections are not taken into account.

By reducing the parameters to the case of the unitary point  $m_{\text{val}} = m_{\text{sea}}$  ( $m_0 = B_{00}$ ,  $c_1 = -(B_{01} + B_{10})/4$ ,  $e_1 = B_{20} + B_{11} + B_{02}$ ), it is easy to see that the results from Fits PQ-a and PQ-b are consistent with the Fit 0a for the unitary points. Figure 6 shows the reduction to the unitary point. The value of the nucleon sigma term  $\sigma_{\pi N}$  obtained from this reduced fit parameters is 53.3(1.8), 53.2(1.9) and 41.3(6.6) MeV for the Fits PQ-a, PQ-b, and PQ-c, respectively. These values are in good agreement with our analysis of the unitary points (18).

Another important observation from Table VII is that the Fit PQ-c, for which  $g_A$  is a free parameter, gives much better constrained  $g_A$  than the Fit 0b of the unitary points.

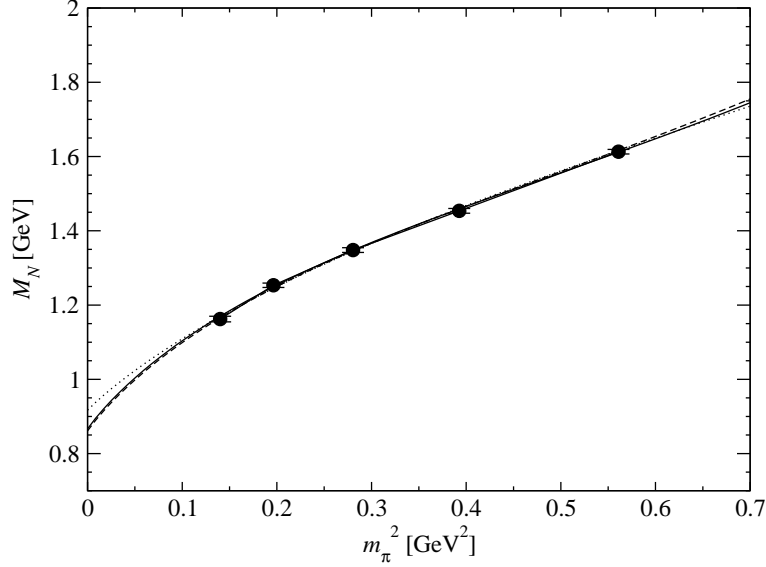


FIG. 6: Result of the PQChPT fit for unitary points. Solid, dashed and dotted curves represent the fit results from the Fit PQ-a, PQ-b and PQ-c, respectively.

This is because the partially quenched analysis uses much more data points: 40 data points compared to 5 in the unitary case. It is remarkable that both  $g_A$  and  $g_1$  can be determined with reasonable accuracy.

## B. Sea quark content of the nucleon

Once the valence and sea quark mass dependence is identified using the formula (19), we can obtain the partial derivatives with respect to  $m_{\text{val}}$  and  $m_{\text{sea}}$  to obtain the connected and the disconnected contribution to the nucleon sigma term  $\sigma_{\pi N}$  as defined in (7) and (8).

Figure 7 shows the partial derivatives with respect to  $m_{\text{val}}$  (left panel) and to  $m_{\text{sea}}$  (right panel) evaluated at the unitary points  $m_{\text{val}} = m_{\text{sea}}$ . In the plots, the fit results are plotted as a function of  $m_{\text{val}} = m_{\text{sea}}$ . For both contributions, we clearly find an enhancement towards the chiral limit. Results with different fit ansatz show slight disagreement near the chiral limit, which indicate the size of the systematic uncertainty.

Numerical results at the average up and down quark mass and at the physical strange quark mass are listed in Table VIII. The values in the lattice unit  $am_{ud} = 0.0034(1)$  and  $am_s = 0.084(2)$  are determined from a partially quenched analysis of the meson spectrum

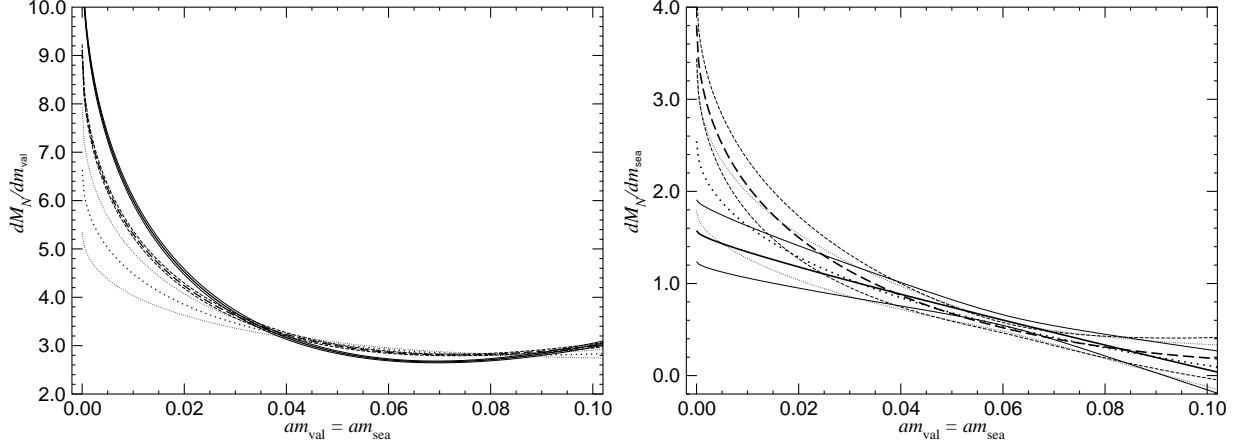


FIG. 7: Connected (left) and disconnected (right) contributions to the nucleon sigma term evaluated at  $m_{\text{val}} = m_{\text{sea}}$ . Solid, dashed and dotted curves represent the results from the Fit PQ-a, PQ-b and PQ-c, respectively (thick lines). The error curves are represented by the thin lines.

	$am_q$	$\frac{\partial M_N}{\partial m_{\text{val}}}$	$\frac{\partial M_N}{\partial m_{\text{sea}}}$	$am_q$	$\frac{\partial M_N}{\partial m_{\text{val}}}$	$\frac{\partial M_N}{\partial m_{\text{sea}}}$
Fit PQ-a	0.0034	7.92(8)	1.47(32)	0.084	2.75(3)	0.28(14)
Fit PQ-b	0.0034	6.68(8)	2.72(33)	0.084	2.84(3)	0.28(14)
Fit PQ-c	0.0034	5.27(75)	1.99(50)	0.084	2.81(3)	0.26(14)

TABLE VIII: Connected and disconnected contributions to the nucleon sigma term, evaluated at the average up and down quark mass  $am_q = 0.0034$  and at the physical strange quark mass  $am_q = 0.084$ .

[35].

Figure 8 shows the ratio of the disconnected and connected contribution to the sigma term  $\langle N | (\bar{u}u + \bar{d}d) | N \rangle_{\text{disc}} / \langle N | (\bar{u}u + \bar{d}d) | N \rangle_{\text{conn}}$  evaluated at the unitary points  $m_{\text{sea}} = m_{\text{val}}$ . We find that the sea quark content of the nucleon is less than 0.4 for the entire quark mass region in our study, so that the valence quark content is the dominant contribution to the sigma term. This is in striking contrast to the previous lattice results in which the sea quark content equal to or even larger than the valence quark content was found.

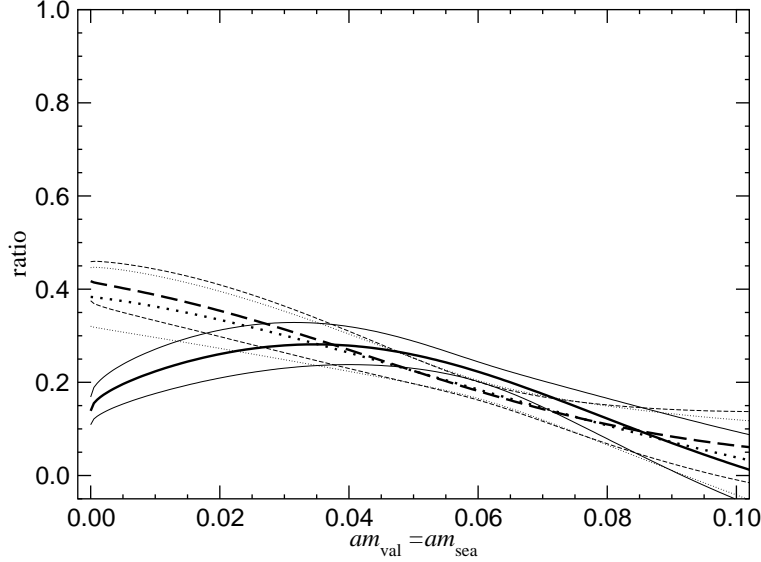


FIG. 8: Ratio of the disconnected and connected contribution to the sigma term for unitary points ( $m_{\text{sea}} = m_{\text{val}}$ ). Solid, dashed and dotted curves represent the results from the Fit PQ-a, PQ-b and PQ-c, respectively (thick lines). The error curves are represented by the thin lines.

### C. A semi-quenched estimate of the strange quark content

Rigorously speaking, it is not possible to extract the strange quark content  $\langle N | \bar{s}s | N \rangle$  within two-flavor QCD. The problem is not just the strange quark loop is missing, but it is not possible to evaluate the disconnected contribution at the strange quark mass while sending the sea and valence quark masses to the physical up and down quark mass with the partial derivatives within (partially quenched) two-flavor QCD. For the final result, therefore, we should wait for a 2+1-flavor QCD simulation, which is in progress [40]. Instead, in this work, we provide a “semi-quenched” estimate of the strange quark content assuming that the disconnected contribution gives a good estimate of the strange quark effect when evaluated at the strange quark mass for both  $m_{\text{val}}$  and  $m_{\text{sea}}$ .

We define our semi-quenched estimate of the parameter  $y$  as the ratio of the strange quark content (disconnected contribution at  $m_{\text{val}} = m_{\text{sea}} = m_s$ ) to the up and down quark contributions (connected plus disconnected contributions at  $m_{\text{val}} = m_{\text{sea}} = m_{ud}$ ) following Ref. [16]. Taking the result from the Fit PQ-b as a best estimate, we obtain the parameter  $y$  as

$$y^{N_f=2} = 0.030(16)_{\text{stat}}({}^{+6}_{-8})_{\text{extrap}}({}^{+1}_{-2})_{m_s}, \quad (20)$$

where the errors are statistical, the systematic errors from chiral extrapolation and from the uncertainty of  $m_s$ . The chiral extrapolation error for the strange quark content is estimated by the differences of the results of Fit PQ-a,b and c, while that for the up and down quark content is estimated by the differences of the results of Fit 0, I, II and III. We also note that there may be an additional  $\sim 10\%$  error from finite volume effect as discussed in Section IV, but it is much smaller than the statistical error in our calculation.

## VI. DISCUSSION

We found that the disconnected contribution to the sigma term is much smaller than the previous lattice calculations with the Wilson-type fermions  $y \simeq 0.36 \sim 0.66$  [13, 14, 15] (except for [16] as explained below). The authors of [16] found that the naive calculation with the Wilson-type fermions may over-estimate the sea quark contents due to the additive mass shift and the sea quark mass dependence of the lattice spacing. The key observation is that the additive mass shift is large depending significantly on the sea quark mass. Therefore, in order to obtain the derivative (6) one must subtract the unphysical contribution from the additive mass shift. This problem remains implicitly in the quenched calculations, since the derivative must be evaluated at the value of the valence quark mass even when the sea quark mass is sent to infinity. (There is of course the more fundamental problem in the quenched calculations due to the missing sea quark effects.)

Another problem is in the conventional scheme of setting the lattice scale in unquenched simulations. In many dynamical fermion simulations, the lattice spacing is set (typically using the Sommer scale  $r_0$ ) at each sea quark mass, or in some cases, the bare lattice coupling  $\beta$  is tuned to yield a given value of  $r_0$  independent of the sea quark mass. This procedure defines a renormalization scheme that is mass dependent, because the quantity  $r_0$  could have physical sea quark mass dependence. Since the partial derivative (6) is defined in a mass independent scheme, *i.e.* the coupling constant does not depend on the sea quark mass, one has to correct for the artificial sea quark mass dependence through  $r_0$  when one calculates the nucleon sigma term. Combining these two effects, the authors of [16] found that their unsubtracted result  $y = 0.53(12)$  is substantially reduced and becomes consistent with zero:  $y = -0.28(33)$ . The conclusion of this analysis is that the previous lattice calculations giving the large values of  $y$  suffered from the large systematic effect, hence should not be taken at

their face values.

Our calculation using the overlap fermion is free from these artifacts. The additive mass shift is absent because of the exact chiral symmetry of the overlap fermion. The lattice spacing is kept fixed in our analysis at a fixed bare lattice coupling constant. We confirmed that this choice gives a constant value of the renormalized coupling constant in the (mass independent)  $\overline{\text{MS}}$  scheme through an analysis of current-current correlators [39]. Therefore, the small value of  $y$  obtained in our analysis (20) provides a much more reliable estimate than the previous lattice calculations.

## VII. SUMMARY

We study the nucleon sigma term in two-flavor QCD simulation on the lattice with exact chiral symmetry. Fitting the quark mass dependence of the nucleon mass using the formulae from Baryon Chiral Perturbation Theory (BChPT), we obtain  $\sigma_{\pi N} = 53(2)_{-7}^{+21}$  MeV, where our estimates of systematic errors are added in quadrature. This is consistent with the canonical value in the previous phenomenological analysis. Owing to the exact chiral symmetry, our lattice calculation is free from the large lattice artifacts coming from the additive mass shift present in the Wilson-type fermion formulations.

We also estimate the strange quark content of nucleon. From an analysis of partially quenched lattice data, we find that the sea quark content of the nucleon is less than 0.4 for the entire quark mass region in our study. The valence quark content is in fact the dominant contribution to the sigma term. Taking account of the enhancement of  $\langle N | (\bar{u}u + \bar{d}d) | N \rangle$  near the chiral limit, the parameter  $y$  is most likely less than 0.05 in contrast to the previous lattice calculations.

By directly calculating the disconnected diagram we may obtain further information. For instance, the effect of the strange quark loop on the dynamical configurations with light up and down quarks can be extracted. Such a calculation is in progress using the all-to-all quark propagators on the lattice. Another obvious extension of this work is the calculation including the strange quark loop in the vacuum. Simulations with two light and one strange dynamical overlap quarks are on-going [40].



## Acknowledgments

We would like to thank R. Kitano for a suggestion to work on this subject. We acknowledge K. Aoki, M. Nojiri, J. Hisano for fruitful discussions. We also thank W. A. Bardeen and M. Peskin for discussions and crucial comments. Special thanks to D. Jido and T. Kunihiro for useful discussions and informing us about the recent developments in nucleon sigma term in chiral perturbation theory. We also thank S. Aoki for careful reading of the manuscript and crucial comments.

We acknowledge the international 'molecule' visitor program supported by the Yukawa International Program for Quark-Hadron Sciences (YIPQS), where intensive discussions with the visitors helped to proceed this work.

The main numerical calculations were performed on IBM System Blue Gene Solution at High Energy Accelerator Organization (KEK) under support of its Large Scale Simulation Program (No. 07-16). We also used NEC SX-8 at Yukawa Institute for Theoretical Physics (YITP), Kyoto University and at Research Center for Nuclear Physics (RCNP), Osaka University. The simulation also owes to a gigabit network SINET3 supported by National Institute of Informatics for efficient data transfer through Japan Lattice Data Grid (JLDG). This work is supported in part by the Grant-in-Aid of the Ministry of Education (Nos. 18034011, 18340075, 18740167, 19540286, 19740121, 19740160, 20025010, 20039005). The work of HF is supported by Nishina Memorial Foundation.

- 
- [1] K. Griest, Phys. Rev. Lett. **61**, 666 (1988).
  - [2] K. Griest, Phys. Rev. D **38**, 2357 (1988) [Erratum-ibid. D **39**, 3802 (1989)].
  - [3] A. Bottino, F. Donato, N. Fornengo and S. Scopel, Astropart. Phys. **13**, 215 (2000) [arXiv:hep-ph/9909228].
  - [4] J. R. Ellis, K. A. Olive, Y. Santoso and V. C. Spanos, Phys. Lett. B **565**, 176 (2003) [arXiv:hep-ph/0303043].
  - [5] J. R. Ellis, K. A. Olive, Y. Santoso and V. C. Spanos, Phys. Rev. D **71**, 095007 (2005) [arXiv:hep-ph/0502001].
  - [6] E. A. Baltz, M. Battaglia, M. E. Peskin and T. Wizansky, Phys. Rev. D **74**, 103521 (2006) [arXiv:hep-ph/0602187].

- [7] J. Ellis, K. A. Olive and C. Savage, Supersymmetric Dark arXiv:0801.3656 [hep-ph].
- [8] T. P. Cheng and R. F. Dashen, Phys. Rev. Lett. **26**, 594 (1971).
- [9] M. M. Pavan, I. I. Strakovsky, R. L. Workman and R. A. Arndt, PiN Newslett. **16**, 110 (2002) [arXiv:hep-ph/0111066].
- [10] J. Gasser, H. Leutwyler and M. E. Sainio, Phys. Lett. B **253**, 252 (1991).
- [11] B. Borasoy and U. G. Meissner, Annals Phys. **254**, 192 (1997) [arXiv:hep-ph/9607432].
- [12] V. Bernard, Prog. Part. Nucl. Phys. **60**, 82 (2008) [arXiv:0706.0312 [hep-ph]].
- [13] M. Fukugita et al., Phys. Rev. D **51** (1995) 5319, hep-lat/9408002,
- [14] S.J. Dong, J.F. Lagae and K.F. Liu, Phys. Rev. D **54** (1996) 5496, hep-ph/9602259,
- [15] SESAM, S. Gusken et al., Phys. Rev. D **59** (1999) 054504, hep-lat/9809066,
- [16] C. Michael, C. McNeile and D. Hepburn [UKQCD Collaboration], Nucl. Phys. Proc. Suppl. **106**, 293 (2002) [arXiv:hep-lat/0109028].
- [17] A. Ali Khan *et al.* [CP-PACS Collaboration], Phys. Rev. D **65**, 054505 (2002) [Erratum-ibid. D **67**, 059901 (2003)] [arXiv:hep-lat/0105015].
- [18] S. Aoki *et al.* [JLQCD Collaboration], Phys. Rev. D **68**, 054502 (2003) [arXiv:hep-lat/0212039].
- [19] A. Ali Khan *et al.* [QCDSF-UKQCD Collaboration], Nucl. Phys. B **689**, 175 (2004) [arXiv:hep-lat/0312030].
- [20] M. Procura, T. R. Hemmert and W. Weise, Phys. Rev. D **69**, 034505 (2004) [arXiv:hep-lat/0309020].
- [21] M. Procura, B. U. Musch, T. Wollenweber, T. R. Hemmert and W. Weise, Phys. Rev. D **73**, 114510 (2006) [arXiv:hep-lat/0603001].
- [22] C. Alexandrou *et al.* [European Twisted Mass Collaboration], Phys. Rev. D **78**, 014509 (2008) [arXiv:0803.3190 [hep-lat]].
- [23] S. Aoki *et al.* [JLQCD Collaboration], arXiv:0803.3197 [hep-lat].
- [24] H. Matsufuru [JLQCD Collaboration], PoS **LAT2007**, 018 (2007) [arXiv:0710.4225 [hep-lat]].
- [25] H. Neuberger, Phys. Lett. B **417**, 141 (1998) [arXiv:hep-lat/9707022].
- [26] H. Neuberger, Phys. Lett. B **427**, 353 (1998) [arXiv:hep-lat/9801031].
- [27] A. Walker-Loud *et al.*, arXiv:0806.4549 [hep-lat].
- [28] H. Fukaya, S. Hashimoto, K. I. Ishikawa, T. Kaneko, H. Matsufuru, T. Onogi and N. Yamada [JLQCD Collaboration], Phys. Rev. D **74**, 094505 (2006) [arXiv:hep-lat/0607020].

- [29] J. Noaki *et al.* [JLQCD and TWQCD collaborations], arXiv:0806.0894 [hep-lat].
- [30] T. A. DeGrand and S. Schaefer, Comput. Phys. Commun. **159**, 185 (2004) [arXiv:hep-lat/0401011].
- [31] E. E. Jenkins and A. V. Manohar, Phys. Lett. B **255**, 558 (1991).
- [32] W. M. Yao *et al.* [Particle Data Group], J. Phys. G **33**, 1 (2006).
- [33] R. Brower, S. Chandrasekharan, J. W. Negele and U. J. Wiese, Phys. Lett. B **560**, 64 (2003) [arXiv:hep-lat/0302005].
- [34] S. Aoki, H. Fukaya, S. Hashimoto and T. Onogi, Phys. Rev. D **76**, 054508 (2007) [arXiv:0707.0396 [hep-lat]].
- [35] J. Noaki *et al.* [JLQCD Collaboration], PoS **LAT2007**, 126 (2007) [arXiv:0710.0929 [hep-lat]].
- [36] J. W. Chen and M. J. Savage, Phys. Rev. D **65**, 094001 (2002) [arXiv:hep-lat/0111050].
- [37] S. R. Beane and M. J. Savage, Nucl. Phys. A **709**, 319 (2002) [arXiv:hep-lat/0203003].
- [38] M. A. Luty and M. J. White, Phys. Lett. B **319**, 261 (1993).
- [39] E. Shintani *et al.* [for JLQCD Collaboration], arXiv:0806.4222 [hep-lat].
- [40] S. Hashimoto *et al.* [JLQCD collaboration], PoS **LAT2007**, 101 (2007) [arXiv:0710.2730 [hep-lat]].