

Robust Cognitive Beamforming With Partial Channel State Information[★]

Lan Zhang[†], Ying-Chang Liang[‡], Yan Xin[†], and H. Vincent Poor^{*}

Suggested Editorial Areas:

Cognitive radio, Multiple-input single-output (MISO), Partial channel state information, Power allocation, Wireless networks.

^{*}The work is supported by the National University of Singapore (NUS) under Grants R-263-000-314-101, R-263-000-314-112, and R-263-000-478-112, by a NUS Research Scholarship, and by the U.S. National Science Foundation under Grants ANI-03-38807 and CNS-06-25637. This work was done while Y. Xin was visiting Princeton University.

[†]L. Zhang and Y. Xin are with the Department of Electrical and Computer Engineering, National University of Singapore, Singapore 118622. (email: zhanglan@nus.edu.sg; elaxy@nus.edu.sg)

[‡]Y.-C. Liang is with Institute of Infocomm Research, A*STAR, 21 Heng Mui Keng Terrace, Singapore 119613. (email: ycliang@i2r.a-star.edu.sg)

^{*}H. V. Poor is with the Department of Electrical Engineering, Princeton University, Princeton, NJ 08544, USA, (email: poor@princeton.edu).

Abstract

This paper considers a spectrum sharing based cognitive radio (CR) communication system, which consists of a secondary user (SU) having multiple transmit antennas and a single receive antenna and a primary user (PU) having a single receive antenna. The channel state information (CSI) on the link of the SU is assumed to be perfectly known at the SU transmitter (SU-Tx). However, due to loose cooperation between the SU and the PU, only partial CSI of the link between the SU-Tx and the PU is available at the SU-Tx. With the partial CSI and a prescribed transmit power constraint, our design objective is to determine the transmit signal covariance matrix that maximizes the rate of the SU while keeping the interference power to the PU below a threshold for all the possible channel realization within an uncertainty set. This problem, termed the robust cognitive beamforming problem, can be naturally formulated as a semi-infinite programming (SIP) problem with infinitely many constraints. This problem is first transformed into the second order cone programming (SOCP) problem and then solved via a standard interior point algorithm. Then, an analytical solution with much reduced complexity is developed from a geometric perspective. It is shown that both algorithms obtain the same optimal solution. Simulation examples are presented to validate the effectiveness of the proposed algorithms.

Keywords: Cognitive radio, interference constraint, multiple-input single-output (MISO), partial channel state information, power allocation, rate maximization.

I. INTRODUCTION

One of the fundamental challenges faced by the wireless communication industry is how to meet rapidly growing demands for wireless services and applications with limited radio spectrum. Cognitive radio (CR) technology has been proposed as a promising solution to tackle such a challenge [1]–[8]. In a spectrum sharing based CR network, the secondary users (SUs) are allowed to coexist with the primary user (PU), subject to the constraint, namely the interference constraint, that the interference power from the SU to the PU is less than an acceptable value. Evidently, the purpose of the imposed interference constraint is to ensure that the quality of service (QoS) of the PU is not degraded due to the SUs. To be aware of whether the interference constraint is satisfied, the SUs need to obtain knowledge of the radio environment cognitively.

In this paper, we consider a spectrum sharing based CR communication scenario, in which the SU uses a multiple-input single-output (MISO) channel and the primary user (PU) has one receive antenna.

We assume that the channel state information (CSI) about the SU link is perfectly known at the SU transmitter (SU-Tx). However, owing to loose cooperation between the SU and the PU, only the mean and covariance of the channel between the SU-Tx and the PU is available at the SU-Tx. With this CSI, our design objective is, for a given transmit power constraint, to determine the transmit signal covariance matrix that maximizes the rate of the SU while keeping the interference power to the PU below a threshold for all the possible channel realizations within an uncertainty set. We term this design problem the robust cognitive beamforming design problem.

In non-CR settings, the study of multiple antenna systems with partial CSI has received considerable attention in the past [9], [10]. Specifically, the paper [10] considers the case in which the receiver has perfect CSI but the transmitter has only partial CSI (mean feedback or covariance feedback). It was proved in [10] that the optimal transmission directions are the same as those of the eigenvectors of the channel covariance matrix. However, the optimal power allocation solution was not given in an analytical form. A universal optimality condition for beamforming was explored in [11], and quantized feedback was studied in [12].

In CR settings, power allocation strategies have been developed for multiple access channels (MAC) [13] and for point-to-point multiple-input multiple-output (MIMO) channels [14]. Particularly, the solution developed in [14] can be viewed as cognitive beamforming since the SU-Tx forms its main beam direction with awareness of its interference to the PU. A closed-form method has been present in [14]. A water-filling based algorithm is proposed in [13] to obtain the suboptimal power allocation strategy. However, the papers [13] and [14] assume that perfect CSI about the link from the SU-Tx to the PU is available at the SU-Tx. Due to loose cooperation between the SU and the PU, it could be difficult or even infeasible for the SU-Tx to acquire accurate CSI between the SU-Tx to the PU.

In this paper, we formulate the robust cognitive beamforming design problem as a semi-infinite programming (SIP) problem, which is difficult to solve directly. The contribution of this paper can be summarized as follows.

- 1) Several important properties of the optimal solution of the SIP problem, the rank-1 property, and the sufficient and necessary conditions of the optimal solution, are presented. These properties would transform the SIP problem into a finite constraint optimization problem.

- 2) Based on these properties, we show that the SIP problem can be transformed into a second order cone programming (SOCP) problem, which can be solved via a standard interior point algorithm.
- 3) By exploiting the geometric properties of the optimal solution, a closed-form solution for the SIP problem is also provided.

The rest of this paper is organized as follows. Section II describes the SU MISO communication system model, and the problem formulation of the robust cognitive beamforming design. Section III presents several important lemmas that are used to develop the algorithms. Two different algorithms, the SOCP based solution and the analytical solution, are developed in Section V and Section IV, respectively. Section VI presents simulation examples, and finally, Section VII concludes the paper.

The following notation is used in this paper. Boldface upper and lower case letters are used to denote matrices and vectors, respectively, $(\cdot)^H$ and $(\cdot)^T$ denote the conjugate transpose and transpose, respectively, \mathbf{I} denotes an identity matrix, $\text{tr}(\cdot)$ denotes the trace operation, and $\text{Rank}(\mathbf{A})$ denotes the rank of the matrix \mathbf{A} .

II. SIGNAL MODEL AND PROBLEM FORMULATION

With reference to Fig. 1, we consider a point-to-point SU MISO communication system, where the SU has N transmit antennas and a single receive antenna. The signal model of the SU can be represented as $y = \mathbf{h}_s^H \mathbf{x} + n$, where y and \mathbf{x} are the received and transmitted signals respectively, \mathbf{h}_s denotes the $N \times 1$ channel response from the SU-Tx to the SU-Rx, and n is independent and identically distributed (i.i.d.) Gaussian noise with zero mean and unit variance¹. Suppose that the PU has one receive antenna. The channel response from the SU-Tx to the PU is denoted by an $N \times 1$ vector \mathbf{h} . Further, assume that the SU-Tx has perfect CSI for its own link, i.e., \mathbf{h}_s is perfectly known at the SU-Tx. However, due to the loose cooperation between the SU and the PU, only partial CSI about \mathbf{h} is assumed to be available at the SU-Tx. We assume that \mathbf{h}_0 and \mathbf{R} are the mean and covariance

¹Since the SU receiver cannot differentiate the interference from the PU from the background noise, the term n can be viewed as the summation of the interference and the noise. The variance of n does not influence the algorithms discussed later. Moreover, the variance of n can be measured at the SU receiver [13].

of \mathbf{h} , respectively². In previous work [10], [15]–[17], partial CSI has been considered in two extreme cases in a non-CR setting. One is the mean feedback case, $\mathbf{R} = \sigma^2 \mathbf{I}$, where σ^2 can be viewed as the variance of the estimation error; and the other is the covariance feedback case, where \mathbf{h}_0 is a zero vector. In this paper, we study the case where the SU-Tx knows both the mean and covariance of \mathbf{h} in a CR setting.

The objective of this paper is to determine the optimal transmit signal covariance matrix such that the information rate of the SU link is maximized while the QoS of the PU is guaranteed under a robust design scenario, i.e., the instantaneous interference power for the PU should remain below a given threshold for all the \mathbf{h} in the uncertain region. Mathematically, the problem is formulated as follows:

$$\begin{aligned} \textbf{Robust design problem (P1)} : \quad & \max_{\mathbf{S} \geq 0} \log(1 + \mathbf{h}_s^H \mathbf{S} \mathbf{h}_s) \\ & \text{subject to : } \text{tr}(\mathbf{S}) \leq \bar{P}, \text{ and } \mathbf{h}^H \mathbf{S} \mathbf{h} \leq P_t \text{ for } (\mathbf{h} - \mathbf{h}_0)^H \mathbf{R}^{-1} (\mathbf{h} - \mathbf{h}_0) \leq \epsilon, \end{aligned} \quad (1)$$

where \mathbf{S} is the transmit signal covariance matrix, \bar{P} is the transmit power budget, P_t is the interference threshold of the PU, and ϵ is a positive constant. The parameter ϵ characterizes the uncertainty of \mathbf{h} at the SU. According to the definition of the uncertainty in [18], P1 belongs to a type of ellipsoid uncertainty problem, i.e., the uncertain parameter \mathbf{h} is confined in a range of an ellipsoid \mathcal{H} , where $\mathcal{H} : \{\mathbf{h} | (\mathbf{h} - \mathbf{h}_0)^H \mathbf{R}^{-1} (\mathbf{h} - \mathbf{h}_0) \leq \epsilon\}$. Thus, the optimal solution of problem P1 can guarantee the interference power constraint of the PU for all the $\mathbf{h} \in \mathcal{H}$, and thus the robustness of P1 is in the *worst case* sense [19], i.e., in the worst case channel realization, the interference constraint should also be satisfied. If the primary transmission does not exist, then the interference constraint is excluded, and thus the problem reduces to a trivial beamforming problem. Hence, we only focus on the case where the both PU and SU transmission exist.

Remark 1: An important observation is that the objective function in problem P1 remains invariant when \mathbf{h}_s undergoes an arbitrary phase rotation. Without loss of generality, we assume, in the sequel, that \mathbf{h}_s and \mathbf{h}_0 have the same phase, i.e., $\text{Im}\{\mathbf{h}_s^H \mathbf{h}_0\} = 0$.

²Due to the cognitive property, we assume that the SU can obtain the pilot signal from the PU, and thus can detect the channel information from the PU to the SU. Moreover, since the SU shares the same spectrum with the PU, based on the channel from the PU to the SU, the statistics of the channel from the SU to the PU can be obtained [15]. Therefore, we can assume that \mathbf{h}_0 and \mathbf{R} are known to the SU.

Since problem **P1** has a finite number of decision variable \mathbf{S} , and is subjected to an infinite number of constraints with respect to the compact set \mathcal{H} , problem **P1** is an SIP problem [20]. One obvious approach for an SIP problem is to transform it into a finite constraint problem. However, there is no universal algorithm to determine the equivalent finite constraints such that the transformed problem has the same solution as the original SIP problem. In the following section, we first study several important properties of problem **P1**, which would be used to transform the SIP problem into its equivalent finite constraint counterpart.

III. PROPERTIES OF THE OPTIMAL SOLUTION

The maximization problem **P1** is a convex optimization problem, and thus has a unique optimal solution. The following lemma presents a key property of the optimal solution of problem **P1** (see Appendix A for the proof).

Lemma 1: The optimal covariance matrix \mathbf{S} for problem **P1** is a rank-1 matrix.

Remark 2: Lemma 1 indicates that beamforming is the optimal transmission strategy for problem **P1**, and the optimal transmit covariance matrix can be expressed as $\mathbf{S}_{\text{opt}} = p_{\text{opt}} \mathbf{v}_{\text{opt}} \mathbf{v}_{\text{opt}}^H$, where p_{opt} is the optimal transmit power and \mathbf{v}_{opt} is the optimal beamforming vector with $\|\mathbf{v}_{\text{opt}}\| = 1$. Therefore, the ultimate objective of problem **P1** is to determine p_{opt} and \mathbf{v}_{opt} .

According to Lemma 1, a necessary and sufficient condition for the optimal solution of problem **P1** is presented as follows (refer to Appendix B for the proof).

Lemma 2: A necessary and sufficient condition for \mathbf{S}_{opt} to be the globally optimal solution of problem **P1** is that there exists an \mathbf{h}_{opt} such that

$$\mathbf{S}_{\text{opt}} = \arg \max_{\mathbf{S}, p} \log(1 + \mathbf{h}_s^H \mathbf{S} \mathbf{h}_s), \text{ subject to : } \text{tr}(\mathbf{S}) \leq p, \ 0 \leq p \leq \bar{P}, \ \mathbf{h}_{\text{opt}}^H \mathbf{S} \mathbf{h}_{\text{opt}} \leq P_t, \quad (2)$$

where

$$\mathbf{h}_{\text{opt}} = \arg \max_{\mathbf{h}} \mathbf{h}^H \mathbf{S}_{\text{opt}} \mathbf{h}, \text{ for } (\mathbf{h} - \mathbf{h}_0)^H \mathbf{R}^{-1} (\mathbf{h} - \mathbf{h}_0) \leq \epsilon. \quad (3)$$

Remark 3: The vector \mathbf{h}_{opt} is a key element for all $\mathbf{h} : (\mathbf{h} - \mathbf{h}_0)^H \mathbf{R}^{-1} (\mathbf{h} - \mathbf{h}_0) \leq \epsilon$, in the sense that, for the optimal solution, the constraint $\mathbf{h}_{\text{opt}}^H \mathbf{S} \mathbf{h}_{\text{opt}} \leq P_t$ dominates the whole interference constraints,

i.e., all the other interference constraints are inactive. Thus, if we can determine \mathbf{h}_{opt} , the SIP problem **P1** is transformed into a finite constraint problem (2). It is worth noting that the problem (2) has the same form as the problem discuss in [14], in which the CSI on the link of the SU and the link between SU-Tx and PU are perfectly known at the SU-Tx. However, unlike the problem in [14], \mathbf{h}_{opt} in (2) is an unknown parameter.

In the following lemma (see Appendix C for the proof), the optimal beamforming vector \mathbf{v}_{opt} is shown to lie in a two-dimensional (2-D) space spanned by \mathbf{h}_0 and the projection of \mathbf{h}_s into the null space of \mathbf{h}_0 . Define $\hat{\mathbf{h}} = \mathbf{h}_0/\|\mathbf{h}_0\|$ and $\hat{\mathbf{h}}_{\perp} = \mathbf{h}_{\perp}/\|\mathbf{h}_{\perp}\|$, where $\mathbf{h}_{\perp} = \mathbf{h}_s - (\hat{\mathbf{h}}^H \mathbf{h}_s)\hat{\mathbf{h}}$. Hence, we have $\mathbf{h}_s = a_{h_s}\hat{\mathbf{h}} + b_{h_s}\hat{\mathbf{h}}_{\perp}$ with $a_{h_s}, b_{h_s} \in \mathbb{R}$.

Lemma 3: The optimal beamforming vector \mathbf{v}_{opt} is of the form $a_v\hat{\mathbf{h}} + b_v\hat{\mathbf{h}}_{\perp}$ with $a_v, b_v \in \mathbb{R}$.

Remark 4: According to Lemma 3, we can search for the optimal beamforming vector \mathbf{v}_{opt} on the 2-D space spanned by $\hat{\mathbf{h}}$ and $\hat{\mathbf{h}}_{\perp}$, which simplifies the search process significantly. The optimal \mathbf{v}_{opt} found in this 2-D space, is also the globally optimal solution of the original problem **P1**. As depicted in Fig. 2, problem **P1** is transformed into the problem of determining the beamforming vector \mathbf{v}_{opt} in the 2-D space and the corresponding power p_{opt} . Combining Lemma 2 and Lemma 3, it is easy to conclude that \mathbf{h}_{opt} lies in the space spanned by $\hat{\mathbf{h}}$ and $\hat{\mathbf{h}}_{\perp}$.

IV. SECOND ORDER CONE PROGRAMMING SOLUTION

In this section, we solve problem **P1** via a standard interior point algorithm [19], [21], [22]. We first transform the SIP problem into a finite constraint problem, and further transform it into a standard SOCP form, which can be solved by using a standard software package such as SeDuMi [23]. One key observation is that if $\max_{\mathbf{h} \in \mathcal{H}(\epsilon)} \mathbf{h}^H \mathbf{S} \mathbf{h} \leq P_t$, i.e., the worst case interference constraint of **P1** is satisfied, then the interference constraint of **P1** holds. Combining this observation with Lemma 1, problem **P1** can be transformed as:

$$\begin{aligned} \textbf{Equivalent problem (P2):} \quad & \max_{p \geq 0, \|\mathbf{v}\|=1} \log(1 + p\mathbf{h}_s^H \mathbf{v} \mathbf{v}^H \mathbf{h}_s) \\ \text{subject to : } & p \leq \bar{P}, \quad \max_{\mathbf{h} \in \mathcal{H}(\epsilon)} p\mathbf{h}^H \mathbf{v} \mathbf{v}^H \mathbf{h} \leq P_t, \end{aligned} \tag{4}$$

where $\mathcal{H}(\epsilon) := \{\mathbf{h} | \mathbf{h} = \mathbf{h}_0 + \mathbf{h}_1\}$. It is clear that maximizing $\log(1 + p\mathbf{h}_s^H \mathbf{v} \mathbf{v}^H \mathbf{h}_s)$ is equivalent to maximizing $|\sqrt{p}\mathbf{h}_s^H \mathbf{v}|$. By defining $\mathbf{w} = \sqrt{p}\mathbf{v}$, the objective function can be rewritten as $|\mathbf{h}_s^H \mathbf{w}|$. Similarly, the interference power can be expressed as $|\mathbf{h}^H \mathbf{w}|^2$. Thus, problem **P2** can be further transformed to

$$\begin{aligned} & \max_{\mathbf{w}} |\mathbf{h}_s^H \mathbf{w}| \\ & \text{subject to : } \|\mathbf{w}\| \leq \sqrt{P}, \quad \max_{\mathbf{h} \in \mathcal{H}(\epsilon)} |\mathbf{h}^H \mathbf{w}| \leq \sqrt{P_t}. \end{aligned} \quad (5)$$

According to the definition of $\mathcal{H}(\epsilon)$, we can rewrite the worst-case constraint in (5) as

$$\max_{\mathbf{h} \in \mathcal{H}(\epsilon)} |\mathbf{h}^H \mathbf{w}| = \max_{\mathbf{h}_1 \in \mathcal{H}_1(\epsilon)} |(\mathbf{h}_0 + \mathbf{h}_1)^H \mathbf{w}| \leq \sqrt{P_t}, \quad (6)$$

where $\mathcal{H}_1(\epsilon) := \{\mathbf{h}_1 | \mathbf{h}_1^H \mathbf{R}^{-1} \mathbf{h}_1 \leq \epsilon\}$. By applying the triangle inequality and the fact that $\sqrt{\epsilon}\|\mathbf{Q}\mathbf{w}\| = \max_{\mathbf{h}_1 \in \mathcal{H}_1(\epsilon)} |\mathbf{h}_1^H \mathbf{w}|$ (refer to Appendix D for details), the interference power can be transformed as follows:

$$|(\mathbf{h}_0 + \mathbf{h}_1)^H \mathbf{w}| \leq |\mathbf{h}_0^H \mathbf{w}| + |\mathbf{h}_1^H \mathbf{w}| \leq |\mathbf{h}_0^H \mathbf{w}| + \sqrt{\epsilon}\|\mathbf{Q}\mathbf{w}\|, \quad (7)$$

where $\mathbf{Q} = \Delta^{-1/2}\mathbf{U}$ with Δ and \mathbf{U} being obtained by the eigenvalue decomposition of \mathbf{R}^{-1} as $\mathbf{R}^{-1} = \mathbf{U}^H \Delta \mathbf{U}$. Moreover, since the arbitrary phase rotation of \mathbf{w} does not change the value of the objective function or the constraints, according to Remark 1 and Lemma 3, we can assume that \mathbf{w} , \mathbf{h}_s , and \mathbf{h}_0 have the same phase, i.e.,

$$\text{Re}\{\mathbf{w}^H \mathbf{h}_s\} \geq 0, \quad \text{Im}\{\mathbf{w}^H \mathbf{h}_0\} = 0, \quad \text{and} \quad \text{Im}\{\mathbf{w}^H \mathbf{h}_s\} = 0. \quad (8)$$

Hence, the interference constraint can be transformed into two second order cone inequalities as follows

$$\sqrt{\epsilon}\|\mathbf{Q}\mathbf{w}\| + \mathbf{h}_0^H \mathbf{w} \leq \sqrt{P_t}, \quad \text{and} \quad \sqrt{\epsilon}\|\mathbf{Q}\mathbf{w}\| - \mathbf{h}_0^H \mathbf{w} \leq \sqrt{P_t}. \quad (9)$$

By combining (5), (9), with (8), problem **P1** is transformed into the standard SOCP problem as follows

$$\begin{aligned} & \max_{\mathbf{w}} \mathbf{h}_s^H \mathbf{w} \\ & \text{subject to : } \|\mathbf{w}\| \leq \sqrt{P}, \quad \text{Im}\{\mathbf{w}^H \mathbf{h}_0\} = 0, \quad \sqrt{\epsilon}\|\mathbf{Q}\mathbf{w}\| + \mathbf{h}_0^H \mathbf{w} \leq \sqrt{P_t}, \quad \sqrt{\epsilon}\|\mathbf{Q}\mathbf{w}\| - \mathbf{h}_0^H \mathbf{w} \leq \sqrt{P_t}. \end{aligned} \quad (10)$$

Since the parameters \mathbf{h}_s and \mathbf{h}_0 , and the variable \mathbf{w} in (10) have complex values, we first convert them to its corresponding real-valued form in order to simplify the solution. Define $\tilde{\mathbf{w}} := [\text{Re}\{\mathbf{w}\}^T, \text{Im}\{\mathbf{w}\}^T]^T$,

$$\tilde{\mathbf{h}}_0 := [\text{Re}\{\mathbf{h}_0\}^T, \text{Im}\{\mathbf{h}_0\}^T]^T, \tilde{\mathbf{h}}_s := [\text{Re}\{\mathbf{h}_s\}^T, \text{Im}\{\mathbf{h}_s\}^T]^T, \check{\mathbf{h}}_0 := [\text{Im}\{\mathbf{h}_0\}^T, -\text{Re}\{\mathbf{h}_0\}^T]^T, \text{ and } \tilde{\mathbf{Q}} := \begin{bmatrix} \text{Re}\{\mathbf{Q}\} & -\text{Im}\{\mathbf{Q}\} \\ \text{Im}\{\mathbf{Q}\} & \text{Re}\{\mathbf{Q}\} \end{bmatrix}.$$

We then can rewrite the standard SOCP problem (10) as

$$\begin{aligned} & \max_{\tilde{\mathbf{w}}} \tilde{\mathbf{h}}_s^H \tilde{\mathbf{w}} \\ & \text{subject to : } \|\tilde{\mathbf{w}}\| \leq \sqrt{\bar{P}}, \tilde{\mathbf{h}}_0^H \tilde{\mathbf{w}} = 0, \sqrt{\epsilon}\|\tilde{\mathbf{Q}}\tilde{\mathbf{w}}\| + \tilde{\mathbf{h}}_0^H \tilde{\mathbf{w}} \leq \sqrt{P_t}, \sqrt{\epsilon}\|\tilde{\mathbf{Q}}\tilde{\mathbf{w}}\| - \tilde{\mathbf{h}}_0^H \tilde{\mathbf{w}} \leq \sqrt{P_t}. \end{aligned} \quad (11)$$

Problem (11) can be solved by a standard interior point program SeDuMi [23], which has a polynomial complexity. In the next section, we develop an analytical algorithm to solve problem **P1**, which reduces the complexity of the interior point based algorithm substantially.

V. AN ANALYTICAL SOLUTION

In this section, we present a geometric approach to problem **P1**. We begin by studying a special case, the mean feedback case, i.e., $\mathbf{R} = \sigma^2 \mathbf{I}$. Due to its special geometric structure, the mean feedback case problem can be solved via a closed-form algorithm. We next show that problem **P1** can be transformed into an optimization problem similar to the mean feedback case. Based on the closed-form solution derived for the mean feedback case, the analytical solution to problem **P1** with a general form of a covariance matrix \mathbf{R} is presented in Subsection V-B.

A. Mean Feedback Case

Based on the observation in Lemma 1 and the definition of the mean feedback, the special case of problem **P1** with mean feedback can be written as follows.

$$\begin{aligned} & \textbf{Mean feedback problem (P3): } \max_{p \geq 0, \|\mathbf{v}\|=1} \log(1 + p\mathbf{h}_s^H \mathbf{v} \mathbf{v}^H \mathbf{h}_s) \\ & \text{subject to : } p \leq \bar{P}, p\mathbf{h}^H \mathbf{v} \mathbf{v}^H \mathbf{h} \leq P_t, \text{ for } \|\mathbf{h} - \mathbf{h}_0\|^2 \leq \epsilon\sigma^2. \end{aligned} \quad (12)$$

Problem **P3** has two constraints, i.e., the transmit power constraint and the interference constraint. Similar to the idea in [13], the two-constraint problem is decoupled into two single-constraint subprob-

lems:

$$\textbf{Subproblem 1 (SP1):} \quad \max_{p \geq 0, \|\mathbf{v}\|=1} \log(1 + p\mathbf{h}_s^H \mathbf{v} \mathbf{v}^H \mathbf{h}_s) \quad (13)$$

$$\text{subject to :} \quad p \leq \bar{P}. \quad (14)$$

$$\textbf{Subproblem 2 (SP2):} \quad \max_{p \geq 0, \|\mathbf{v}\|=1} \log(1 + p\mathbf{h}_s^H \mathbf{v} \mathbf{v}^H \mathbf{h}_s) \quad (15)$$

$$\text{subject to :} \quad p\mathbf{h}^H \mathbf{v} \mathbf{v}^H \mathbf{h} \leq P_t, \text{ for } \|\mathbf{h} - \mathbf{h}_0\|^2 \leq \epsilon\sigma^2. \quad (16)$$

In the sequel, we present the algorithm to obtain the optimal power p_{opt} and the optimal beamforming vector \mathbf{v}_{opt} for both subproblems in subsection V-A.1, and describe the relationship between the subproblems and problem **P3** in subsection V-A.2.

1) *Solution to subproblems:* For **SP1**, the optimal power is constrained by the transmit power constraint, and thus $p_{\text{opt}} = \bar{P}$. Moreover, since there does not exist any constraints on the beamforming direction, it is obvious that the optimal beamforming direction is equal to \mathbf{h}_s , i.e., $\mathbf{v}_{\text{opt}} = \mathbf{h}_s / \|\mathbf{h}_s\|$. Thus, the optimal covariance matrix \mathbf{S}_{opt} for **SP1** is $\bar{P}\mathbf{h}_s\mathbf{h}_s^H / \|\mathbf{h}_s\|^2$. In the following, we focus on the solution to **SP2**.

SP2 has infinitely many interference constraints, and thus is an SIP problem too. By following a similar line of thinking as in Lemma 2, **SP2** can be transformed into an equivalent problem that has finite constraints (refer to Appendix E for the proof) as follows.

Lemma 4: **SP2** and the following optimization problem:

$$\max_{p \geq 0, \|\mathbf{v}\|=1} \log(1 + p\mathbf{h}_s^H \mathbf{v} \mathbf{v}^H \mathbf{h}_s), \text{ subject to : } p\mathbf{h}_{\text{opt}}^H \mathbf{v} \mathbf{v}^H \mathbf{h}_{\text{opt}} \leq P_t, \quad (17)$$

where $\mathbf{h}_{\text{opt}} = \mathbf{h}_0 + \sqrt{\epsilon}\sigma\mathbf{v}$, have the same optimal solution.

According to Lemma 4, problem (17) has the same optimal solution as **SP2**. Moreover, according to Lemma 3, the optimal solution \mathbf{v} of problem (17) lies in the plane spanned by $\hat{\mathbf{h}}$ and $\hat{\mathbf{h}}_{\perp}$. We next apply a geometric approach to search the optimal solution, i.e., by restricting our search space to a 2-D space. As shown in Fig. 3, assume that the angle between \mathbf{v} and \mathbf{h}_0 is β , and the angle between \mathbf{h}_s and \mathbf{h}_0 is α . It is easy to observe that $0 \leq \alpha \leq \pi/2^3$. Since \mathbf{v} lies in a 2-D space, \mathbf{v} can be uniquely

³This follows because if $\alpha \geq \pi/2$, we can always replace \mathbf{h}_s by $-\mathbf{h}_s$ without affecting the final result, and the angle between $-\mathbf{h}_s$ and \mathbf{h}_0 is less than $\pi/2$.

identified by the angle β . Hence, we need only to search for the optimal angle β_{opt} . By exploiting the relationship between p , \mathbf{v} , and β , the two-variable optimization problem (17) can be further transformed into an optimization problem with a single variable β , which can be readily solved.

By observing Fig. 3, the angle between \mathbf{h}_s and \mathbf{v} is $\beta - \alpha$, and hence the objective function of (17) can be expressed as

$$\max_{\|\mathbf{v}\|=1} \log(1 + p\mathbf{h}_s^H \mathbf{v} \mathbf{v}^H \mathbf{h}_s) = \max_{\beta} \log \left(1 + p\|\mathbf{h}_s\|^2 \cos^2(\beta - \alpha) \right). \quad (18)$$

Clearly, the maximum rate is achieved if the following function

$$f(\beta) := p\|\mathbf{h}_s\|^2 \cos^2(\beta - \alpha) \quad (19)$$

is maximized.

Moreover, it can be proved by contradiction that the interference constraint is satisfied with equality, i.e., $\mathbf{h}_{\text{opt}}^H \mathbf{S} \mathbf{h}_{\text{opt}} = P_t$. Thus, we have

$$p\mathbf{h}_{\text{opt}}^H \mathbf{v} \mathbf{v}^H \mathbf{h}_{\text{opt}} = p(\mathbf{h}_0 + \sqrt{\epsilon}\sigma\mathbf{v})^H \mathbf{v} \mathbf{v}^H (\mathbf{h}_0 + \sqrt{\epsilon}\sigma\mathbf{v}) = p(\|\mathbf{h}_0\| \cos \beta + \sqrt{\epsilon}\sigma)^2 = P_t. \quad (20)$$

Hence, the interference constraint is transformed into

$$p = \frac{P_t}{(\|\mathbf{h}_0\| \cos \beta + \sqrt{\epsilon}\sigma)^2}. \quad (21)$$

By substituting (21) into (19), we have

$$f(\beta) = p\|\mathbf{h}_s\|^2 \cos^2(\beta - \alpha) = \frac{\|\mathbf{h}_s\|^2 P_t \cos^2(\beta - \alpha)}{(\|\mathbf{h}_0\| \cos(\beta) + \sqrt{\epsilon}\sigma)^2}. \quad (22)$$

Thus, the optimal β_{opt} can be expressed as

$$\beta_{\text{opt}} = \arg \max f(\beta) = \arg \max \frac{\|\mathbf{h}_s\|^2 P_t \cos^2(\beta - \alpha)}{(\|\mathbf{h}_0\| \cos(\beta) + \sqrt{\epsilon}\sigma)^2}. \quad (23)$$

The problem of (23) is a single variable optimization problem. It is easy to observe that the feasible region for β is $[\alpha, \pi/2]$. According to the sufficient and necessary condition for the optimal solution of an optimization problem, β_{opt} lies either on the border of the region (α or $\pi/2$) or on the point which satisfies $\partial f(\beta)/\partial \beta = 0$. Since

$$\frac{\partial f(\beta)}{\partial \beta} = \frac{2\|\mathbf{h}_s\|^2 P_t \cos(\beta - \alpha) \left(\sin \alpha - \sin(\beta - \alpha) \sqrt{\epsilon}\sigma / \|\mathbf{h}_0\| \right)}{\|\mathbf{h}_0\|^2 (\cos \beta + \sqrt{\epsilon}\sigma / \|\mathbf{h}_0\|)^3}, \quad (24)$$

we can obtain a locally optimal solution $\beta_1 = \sin^{-1} \left(\frac{\|\mathbf{h}_0\| \sin \alpha}{\sqrt{\epsilon \sigma}} \right) + \alpha$ by solving the equation $\partial f(\beta) / \partial \beta = 0$. In the case when $\frac{\|\mathbf{h}_0\| \sin \alpha}{\sqrt{\epsilon \sigma}} > 1$, $f(\beta)$ is a non-decreasing function. Hence, the optimal β is $\pi/2$, and we define $f(\beta_1) = -\infty$ for this case. Therefore, the globally optimal solution is

$$\beta_{\text{opt}} = \arg \max(f(\alpha), f(\pi/2), f(\beta_1)). \quad (25)$$

The optimal power p_{opt} can be further obtained by substituting β_{opt} into (21). According to the definition of β and Lemma 3, we have

$$\mathbf{v}_{\text{opt}} = a_v \hat{\mathbf{h}} + b_v \hat{\mathbf{h}}_{\perp}, \quad (26)$$

where $a_v = \cos(\beta_{\text{opt}})$ and $b_v = \sin(\beta_{\text{opt}})$. In summary, **SP2** can be solved by Algorithm 1 as described in Table I.

2) *Optimal solution to problem P3*: In the preceding subsection, we presented the optimal solutions for the two subproblems. We now turn our attention to the relationship between problem **P3** and the subproblems, and present the complete algorithm to solve problem **P3**. Since the convex optimization problem **P3** has two constraints, the optimal solution can be classified into three cases depending on the activeness of the constraints: 1) only the transmit power constraint is active; 2) only the interference constraint is active; and 3) both constraints are active. Relying on this classification, the relationship between the solutions of problem **P3** and the two subproblems is described as follows (refer to Appendix F for the proof).

Lemma 5: If the optimal solution \mathbf{S}_1 of **SP1** satisfies the constraint of **SP2**, then \mathbf{S}_1 is the optimal solution of problem **P3**. If the optimal solution \mathbf{S}_2 of **SP2** satisfies the constraint of **SP1**, then \mathbf{S}_2 is the optimal solution of problem **P3**. Otherwise, the optimal solution of problem **P3** simultaneously satisfies the transmit power constraint and $\mathbf{h}_{\text{opt}}^H \mathbf{S} \mathbf{h}_{\text{opt}} \leq P_t$ with equality.

Remark 5: To apply Lemma 5, we need to test whether \mathbf{S}_1 and \mathbf{S}_2 satisfy both constraints. The condition that \mathbf{S}_1 satisfies the interference constraint is

$$P_{\text{int}} \leq P_t, \text{ where } P_{\text{int}} = \max_{\mathbf{h}} \mathbf{h}^H \mathbf{S}_1 \mathbf{h}, \text{ for } \|\mathbf{h} - \mathbf{h}_0\|^2 \leq \epsilon \sigma^2, \quad (27)$$

where P_{int} can be obtained by the method discussed in Appendix D. The condition that \mathbf{S}_2 satisfies the transmit power constraint is $\text{tr}(\mathbf{S}_2) \leq \bar{P}$.

We next discuss the method for finding the solution in the case where neither \mathbf{S}_1 nor \mathbf{S}_2 is the optimal solution of problem **P3**. Similarly to the method in the preceding subsection, we solve this case from a geometric perspective. According to Lemma 5, in the case in which neither \mathbf{S}_1 nor \mathbf{S}_2 is the feasible solution, the optimal covariance \mathbf{S}_{opt} must satisfy both constraints with equality, i.e.,

$$p_{\text{opt}} = \bar{P}, \text{ and } p_{\text{opt}} \mathbf{h}_{\text{opt}}^H \mathbf{v}_{\text{opt}} \mathbf{v}_{\text{opt}}^H \mathbf{h}_{\text{opt}} = P_t. \quad (28)$$

Combining these two equalities, we have

$$\bar{P} (\|\mathbf{h}_0\| \cos(\beta) + \sqrt{\epsilon}\sigma)^2 = P_t. \quad (29)$$

Thus,

$$\beta_{\text{opt}} = \arccos \left(\frac{\sqrt{P_t/\bar{P}} - \sqrt{\epsilon}\sigma}{\|\mathbf{h}_0\|} \right). \quad (30)$$

Based on β_{opt} , we can obtain \mathbf{v}_{opt} from (26). We summarize the procedure called Algorithm 2, which solves the case where both constraints are active for problem **P3**, in Table II. Furthermore, we are now ready to present the complete algorithm, namely Algorithm 3, to solve problem **P3** in Table III.

In Algorithm 3, we obtain the optimal solutions to **SP1** and **SP2** and the optimal solution to the case where both constraints are active separately. According to Lemma 5, the final solution obtained in Algorithm 3 is thus the optimal solution of problem **P3**.

Proposition 1: Algorithm 3 obtains the optimal solution of problem **P3**.

B. The Analytical Method for Problem **P1**

In the preceding subsection, the mean feedback problem **P3** is solved via a closed-form algorithm. Unlike problem **P3**, problem **P1** has a non-identity-matrix covariance feedback. To exploit the closed-form algorithm, we first transform problem **P1** into a problem with the mean feedback form as follows.

$$\begin{aligned} \textbf{Equivalent problem (P4):} \quad & \max_{p, \bar{\mathbf{v}}} \log(1 + p \bar{\mathbf{h}}_s^H \bar{\mathbf{v}} \bar{\mathbf{v}}^H \bar{\mathbf{h}}_s) \\ & \text{subject to : } p \|\Delta^{1/2} \bar{\mathbf{v}}\|^2 \leq \bar{P}, \quad p \bar{\mathbf{h}}^H \bar{\mathbf{v}} \bar{\mathbf{v}}^H \bar{\mathbf{h}} \leq P_t, \text{ for } \|\bar{\mathbf{h}} - \bar{\mathbf{h}}_0\|^2 \leq \epsilon, \end{aligned} \quad (31)$$

where $\mathbf{R}^{-1} := \mathbf{U}^H \Delta \mathbf{U}$ obtained by eigen-decomposing \mathbf{R}^{-1} , $\bar{\mathbf{h}} := \Delta^{1/2} \mathbf{U} \mathbf{h}$, $\bar{\mathbf{h}}_0 := \Delta^{1/2} \mathbf{U} \mathbf{h}_0$, $\bar{\mathbf{h}}_s := \Delta^{1/2} \mathbf{U} \mathbf{h}_s$, and $\bar{\mathbf{v}} := \Delta^{-1/2} \mathbf{U} \mathbf{v}$. By substituting these definitions into (31), it can be observed that the achieved rates and constraints of both problem **P1** and **P4** are equivalent. Thus, the optimal solution

of **P1** can be obtained by solving its equivalent problem **P4**. Moreover, the optimal beamforming vector $\bar{\mathbf{v}}_{\text{opt}}$ of problem **P4** can be easily transformed into the optimal solution \mathbf{v}_{opt} for problem **P1** by letting $\mathbf{v}_{\text{opt}} = \mathbf{U}^H \Delta^{1/2} \bar{\mathbf{v}}_{\text{opt}}$. Note that it is not necessary that $\|\bar{\mathbf{v}}\| = 1$ in (31).

In the preceding subsection, decoupling the multiple constraint problem into several single constraint subproblems facilitates the analysis and simplifies the process of solving the problem. For problem **P4**, it can also be decoupled into two subproblems as follows.

$$\textbf{Subproblem 3 (SP3): } \max_{p, \bar{\mathbf{v}}} \log(1 + p \bar{\mathbf{h}}_s^H \bar{\mathbf{v}} \bar{\mathbf{v}}^H \bar{\mathbf{h}}_s) \quad (32)$$

$$\text{subject to : } p \|\Delta^{1/2} \bar{\mathbf{v}}\|^2 \leq \bar{P}. \quad (33)$$

$$\textbf{Subproblem 4 (SP4): } \max_{p, \bar{\mathbf{v}}} \log(1 + p \bar{\mathbf{h}}_s^H \bar{\mathbf{v}} \bar{\mathbf{v}}^H \bar{\mathbf{h}}_s) \quad (34)$$

$$\text{subject to : } p \bar{\mathbf{h}}^H \bar{\mathbf{v}} \bar{\mathbf{v}}^H \bar{\mathbf{h}} \leq P_t \text{ for } \|\bar{\mathbf{h}} - \bar{\mathbf{h}}_0\|^2 \leq \epsilon. \quad (35)$$

It is easy to observe that **SP3** is equivalent to **SP1**, and the optimal transmit covariance matrix of **SP3** can be obtained in the same way as that for **SP1**. Moreover, **SP4** is the same as **SP2**, and thus it can be solved by Algorithm 1 discussed in Subsection V-A.1.

The relationship between problem **P4** and subproblems **SP3** and **SP4** is similar to the one between **P3** and corresponding subproblems as depicted in Lemma 5, i.e., if either optimal solution of **SP3** or **SP4** satisfies both constraints, then it is the globally optimal solution; otherwise, the optimal solution satisfies both constraints with equalities. We hereafter need to consider only the case in which the solutions of both subproblems are not feasible for problem **P4**. For this case, the two equality constraints can be written as follows.

$$\|\Delta^{1/2} \bar{\mathbf{v}}\| = 1, \text{ and } \max (\bar{\mathbf{h}}^H \bar{\mathbf{v}} \bar{\mathbf{v}}^H \bar{\mathbf{h}}) = \frac{P_t}{\bar{P}}, \text{ for } \|\bar{\mathbf{h}} - \bar{\mathbf{h}}_0\|^2 \leq \epsilon. \quad (36)$$

Assume that the angle between $\bar{\mathbf{h}}_0$ and $\bar{\mathbf{v}}$ is $\bar{\beta}$, and that $\bar{p} := \|\bar{\mathbf{v}}\|$. Similar to Lemma 3, the optimal $\bar{\mathbf{v}}$ lies in a plane spanned by $\hat{\bar{\mathbf{h}}}$ and $\hat{\bar{\mathbf{h}}}_\perp$, where $\hat{\bar{\mathbf{h}}} = \bar{\mathbf{h}}_0 / \|\bar{\mathbf{h}}_0\|$, $\hat{\bar{\mathbf{h}}}_\perp = \bar{\mathbf{h}}_\perp / \|\bar{\mathbf{h}}_\perp\|$, and $\bar{\mathbf{h}}_\perp = \bar{\mathbf{h}}_s - (\hat{\bar{\mathbf{h}}}^H \bar{\mathbf{h}}_s) \hat{\bar{\mathbf{h}}}$. Thus, if we can determine $\bar{\beta}$ and \bar{p} from (36), then the optimal $\bar{\mathbf{v}}$ can be identified by

$$\bar{\mathbf{v}} = \bar{p} (\cos(\bar{\beta}) \hat{\bar{\mathbf{h}}} + \sin(\bar{\beta}) \hat{\bar{\mathbf{h}}}_\perp). \quad (37)$$

Based on the new variables $\bar{\beta}$ and \bar{p} , the constraints (36) can be transformed as follows.

$$\bar{p} \left\| \Delta^{1/2} (\cos(\bar{\beta}) \hat{\mathbf{h}} + \sin(\bar{\beta}) \hat{\mathbf{h}}_{\perp}) \right\| = 1, \quad (38)$$

$$\text{and, } \bar{p} (\cos(\bar{\beta}) \|\bar{\mathbf{h}}_0\| + \sqrt{\epsilon}) = \sqrt{\frac{P_t}{\bar{P}}}. \quad (39)$$

According to (38), we have

$$\bar{p} = \frac{1}{\left\| \Delta^{1/2} (\cos(\bar{\beta}) \hat{\mathbf{h}} + \sin(\bar{\beta}) \hat{\mathbf{h}}_{\perp}) \right\|}. \quad (40)$$

Substituting (40) into (39), we have

$$\sqrt{\frac{P_t}{\bar{P}}} \left\| \Delta^{1/2} (\cos(\bar{\beta}) \hat{\mathbf{h}} + \sin(\bar{\beta}) \hat{\mathbf{h}}_{\perp}) \right\| = \cos(\bar{\beta}) \|\bar{\mathbf{h}}_0\| + \sqrt{\epsilon}. \quad (41)$$

Hence, the optimal $\bar{\beta}$ can be obtained by solving (41), and $\bar{\mathbf{v}}_{\text{opt}}$ can be obtained by substituting $\bar{\beta}$ into (37). In summary, the procedure to solve the case in which both constraints are active is listed as Algorithm 4 in Table IV. Moreover, we are now ready to present the complete algorithm, namely Algorithm 5, for solving problem P1 in Table V.

In Algorithm 5, we obtain the optimal solutions to SP3 and SP4 and the optimal solution to the case where both constraints are active separately. According to Lemma 5, the final result obtained in Algorithm 5 is thus the optimal solution of problem P1.

Proposition 2: Algorithm 5 achieves the optimal solution of problem P1.

Remark 6: The complexity of the interior point algorithm for the SOCP problem (11) is $\mathcal{O}(N^{3.5} \log(\frac{1}{\epsilon}))$, where ϵ denotes the error tolerance. For Algorithm 5, a maximum of $\mathcal{O}(\log(\frac{1}{\epsilon}))$ operations is needed to solve (41), and the complexity for each operation is $\mathcal{O}(\log(N^2))$. Hence, the computation complexity required for Algorithm 5 is $\mathcal{O}(N^2 \log(\frac{1}{\epsilon}))$, which is much less than that of the interior point algorithm.

VI. SIMULATIONS

Computer simulations are provided in this section to evaluate the performance of the proposed algorithms. In the simulations, it is assumed that the entries of the channel vectors \mathbf{h}_s and \mathbf{h}_0 are modeled as independent circularly symmetric complex Gaussian random variables with zero mean and unit variance. Moreover, we denote by l_1 the distance between the SU-Tx and the SU-Rx, and by l_2

the distance between the SU-Tx and the PU. It is assumed that the same path loss model is used to describe the transmissions from the SU-Tx to the SU-Rx and to the PU, and the path loss exponent is chosen to be 4. The noise power is chosen to be 1, and the transmit power and interference power are defined in dB relative to the noise power. For all cases, we choose $P_t = 0$ dB.

A. Comparison of the Analytical Solution and the Solution Obtained by the SOCP Algorithm

In this simulation, we compare the two results obtained by a standard SOCP algorithm (SeDuMi) and Algorithm 3. We consider the system with $N = 3$, $l_2/l_1 = 2$, and \bar{P} ranging from 3 dB to 10 dB. In Fig. 4, we can see that the results obtained by different algorithms coincide. This is because both algorithms determine the optimal solution. Compared with the SOCP algorithm solution, Algorithm 3 obtains the solution directly, and thus it has lower complexity. In Fig. 5, we compare the two results obtained by SeDuMi and Algorithm 5. We consider the system with $N = 3$, $\bar{P} = 5$ dB, and l_2/l_1 ranging from 1 to 10. The covariance matrix \mathbf{R} is generated by $\mathbf{R}_1^H \mathbf{R}_1$, where each element of \mathbf{R}_1 follows Gaussian distribution with zero mean and unit variance. From Fig. 5, we can see that the results obtained by the two algorithms coincide again. Moreover, we note that the achievable rate with $\epsilon = 0.2$ is always greater than or equal to the rate with $\epsilon = 0.3$, since a larger ϵ corresponds to the stricter constraints.

B. Effectiveness of the Interference Constraint

In this simulation, we apply Algorithm 3 to solve problem P3. In Fig. 6, we depict the achievable rate versus the ratio l_2/l_1 under different transmit power constraints. The increase of the ratio l_2/l_1 corresponds the decrease of the interference power constraint. As shown in Fig. 6, with an increase of l_2/l_1 , the achievable rate increases due to the lower interference constraint. Until the ratio l_2/l_1 reaches a certain value, the achievable rate remains unchanged, since the transmit power constraint dominates the result, and the interference constraint becomes inactive.

C. The Activeness of the Constraints

In this simulation, we compare the achieved rates of problem P1 with a single transmit power constraint, a single interference constraint and both constraints. Here, we choose $N = 3$, $\epsilon = 0.2$, and

generate \mathbf{R} in the same way as in the first simulation example. Fig. 7 plots three achievable rates for different constraints, respectively. It can be observed from Fig. 7 that the rate under two constraints is always less than or equal to the rate under a single constraint. Obviously, this is due to the fact that extra constraints reduce the degree of freedom of the transmitter.

VII. CONCLUSIONS

In this paper, the robust cognitive beamforming design problem has been investigated, for the SU MISO communication system in which only partial CSI of the link from the SU-Tx to the PU is available at the SU-Tx. The problem can be formulated as an SIP optimization problem. Two approaches have been proposed to obtain the optimal solution of the problem; one approach is based on a standard interior point algorithm, while the other approach solves the problem analytically. Simulation examples have been used to present a comparison of the two approaches as well as to study the effectiveness and activeness of imposed constraints.

This work initiates research in robust design of cognitive radios. We are currently extending these methods to the more general case with multiple receive antennas and multiple PUs. Other interesting extensions include more practical scenarios, such as the case in which the SU channel information is also partially known at the SU-Tx.

APPENDIX

A. Proof of Lemma 1: Problem **P1** involves infinitely many constraints. Denote the set of active constraints by \mathcal{C} , the cardinality of the set \mathcal{C} by K , and the channel response related to the k th element of the set \mathcal{C} by \mathbf{h}_k . According to the Karush-Kuhn-Tucker (KKT) conditions for **P1**, we have:

$$\mathbf{h}_s(1 + \mathbf{h}_s^H \mathbf{S} \mathbf{h}_s)^{-1} \mathbf{h}_s^H + \Phi = \lambda \mathbf{I} + \sum_{i=1}^K \mu_i \mathbf{h}_i \mathbf{h}_i^H, \quad (42)$$

$$\text{tr}(\Phi \mathbf{S}) = 0, \quad (43)$$

where Φ is the dual variable associated with the constraint $\mathbf{S} \geq 0$, and λ and μ_i are the dual variables associated with the transmit power constraint and the interference constraint, respectively. First, we

assume that $\lambda \neq 0$, and thus the rank of the right hand side of (42) is N . Since the first term on the left hand side of (42) has rank one, we have

$$\text{Rank}(\Phi) \geq N - 1. \quad (44)$$

Moreover, since $\mathbf{S} \geq 0$ and $\Phi \geq 0$, from (43) we have $\text{tr}(\Phi \mathbf{S}) = \text{tr}(\mathbf{U}^H \Lambda \mathbf{U} \mathbf{S}) = \text{tr}(\Lambda \mathbf{U} \mathbf{S} \mathbf{U}^H) = \text{tr}(\Lambda \tilde{\mathbf{S}}) = 0$, where $\mathbf{U}^H \Lambda \mathbf{U}$ is the eigenvalue decomposition of matrix Φ , and $\tilde{\mathbf{S}} := \mathbf{U} \mathbf{S} \mathbf{U}^H$. By applying eigenvalue decomposition to $\tilde{\mathbf{S}}$, we have $\tilde{\mathbf{S}} := \sum_i \tau_i \mathbf{s}_i \mathbf{s}_i^H$, where τ_i is the i th eigenvalue and \mathbf{s}_i is the corresponding eigenvector. We next show $\text{Rank}(\mathbf{S}) + \text{Rank}(\Phi) \leq N$ by contradiction. Suppose that $\text{Rank}(\mathbf{S}) + \text{Rank}(\Phi) > N$. Then, there exists an index j such that the j th element of \mathbf{s}_i and the j th diagonal element of Λ are non-zero simultaneously. Thus, it is impossible that the equation $\text{tr}(\Lambda \tilde{\mathbf{S}}) = 0$ holds. It follows that $\text{Rank}(\mathbf{S}) + \text{Rank}(\Phi) \leq N$. Combining this with (44), we have $\text{Rank}(\mathbf{S}) \leq 1$.

Second, we assume that $\lambda = 0$ in (42). In this case, \mathbf{S} must lie in the space spanned by \mathbf{h}_i , $i = 1, \dots, K$. Let the dimensionality of the space be M . Therefore, we can restrict $\text{Rank}(\Phi) \leq M$. Thus, the reminder of the proof is the same as that of the case $\lambda \neq 0$, and the proof is complete. ■

B. Proof of Lemma 2 : First, we consider the sufficiency part of this lemma. We assume that there exists a covariance matrix \mathbf{S}_{opt} and an \mathbf{h}_{opt} that satisfy the conditions (2) and (3) simultaneously. Since \mathbf{S}_{opt} satisfies both the transmit power constraint and the interference constraint, \mathbf{S}_{opt} is a feasible solution for problem P1. Moreover, if we assume that there exists another solution \mathbf{S}_s , which results in a larger achievable rate for the SU link, then a contradiction will be derived. Without loss of generality, we assume that the constraint set, which consists of all the active interference constraints for \mathbf{S}_s , is denoted by \mathcal{T} . We divide the set \mathcal{T} into two types: one type is $\mathbf{h}_{\text{opt}} \in \mathcal{T}$, and the other type is $\mathbf{h}_{\text{opt}} \notin \mathcal{T}$.

Assume that C_s and C_{opt} are the achievable rates for the covariance matrices \mathbf{S}_s and \mathbf{S}_{opt} , respectively. In the case of $\mathbf{h}_{\text{opt}} \in \mathcal{T}$, we have $C_s \leq C_{\text{opt}}$, since C_{opt} is obtained with fewer constraints. Since problem P1 is a convex optimization problem that has a unique optimal solution, \mathbf{S}_{opt} is indeed the optimal solution. In the case of $\mathbf{h}_{\text{opt}} \notin \mathcal{T}$, we can observe that \mathbf{S}_{opt} satisfies the constraints in \mathcal{T} , and \mathbf{S}_s satisfies the constraint \mathbf{h}_{opt} . According to the lemma in [13], this case does not exist.

We next proceed to prove the necessity part. Suppose that \mathbf{S}_{opt} is the optimal solution of problem

P1. According to Lemma 1, we have $\mathbf{S}_{\text{opt}} = p_{\text{opt}} \mathbf{v}_{\text{opt}} \mathbf{v}_{\text{opt}}^H$. Thus, problem **P1** is equivalent to

$$\begin{aligned} & \max_{\mathbf{S} \geq 0} \log(1 + \mathbf{h}_s^H \mathbf{S} \mathbf{h}_s) \\ & \text{subject to : } \text{tr}(\mathbf{S}) \leq p_{\text{opt}}, \quad \mathbf{h}^H \mathbf{S} \mathbf{h} \leq P_t, \quad \text{for } (\mathbf{h} - \mathbf{h}_0)^H \mathbf{R}^{-1} (\mathbf{h} - \mathbf{h}_0) \leq \epsilon. \end{aligned} \quad (45)$$

According to Lemma 6, there is a unique

$$\mathbf{h}_{\text{opt}} = \mathbf{h}_0 + \sqrt{\frac{\epsilon}{\mathbf{v}_{\text{opt}}^H \mathbf{R} \mathbf{v}_{\text{opt}}}} \alpha \mathbf{R} \mathbf{v}_{\text{opt}}, \quad (46)$$

which is the optimal solution of $\max_{\mathbf{h} \in \mathcal{H}(\epsilon)} \mathbf{h}^H \mathbf{S} \mathbf{h} \leq P_t$. Thus, for problem (45), only $\text{tr}(\mathbf{S}) \leq p_{\text{opt}}$ and $\mathbf{h}_{\text{opt}}^H \mathbf{S} \mathbf{h}_{\text{opt}} \leq P_t$ are active constraints. Thus, it is obvious that problem (45) and problem (2) have the same optimal solution. Hence, the proof is complete. \blacksquare

C. Proof of Lemma 3 : The proof of Lemma 3 is divided into two parts. The first part is to prove that \mathbf{v}_{opt} is in the form of $\alpha_v \hat{\mathbf{h}} + \beta_v \hat{\mathbf{h}}_{\perp}$, where $\alpha_v \in \mathbb{C}$ and $\beta_v \in \mathbb{C}$. The second part is to prove $\alpha_v \in \mathbb{R}$ and $\beta_v \in \mathbb{R}$. In the following proof, we assume that $\alpha_k \in \mathbb{C}$ are some proper complex scalars.

According to Lemma 2, and Theorem 2 in [14], we have

$$\mathbf{v}_{\text{opt}} = \alpha_1 \mathbf{h}_{\text{opt}} + \alpha_2 \mathbf{h}_s. \quad (47)$$

According to Lemma 6, we have

$$\mathbf{h}_{\text{opt}} = \mathbf{h}_0 + \alpha_3 \mathbf{v}_{\text{opt}} = \mathbf{h}_0 + \alpha_3 (\alpha_1 \mathbf{h}_{\text{opt}} + \alpha_2 \mathbf{h}_s) = \mathbf{h}_0 + \alpha_1 \alpha_3 \mathbf{h}_{\text{opt}} + \alpha_2 \alpha_3 \mathbf{h}_s. \quad (48)$$

According to (48), it can be observed that \mathbf{h}_{opt} can be expressed by the linear combination of \mathbf{h}_0 and \mathbf{h}_s , where the coefficients are complex. Combining this with (47), we have $\mathbf{v}_{\text{opt}} = \alpha_4 \mathbf{h}_0 + \alpha_5 \mathbf{h}_s$, where $\alpha_4 \in \mathbb{C}$ and $\alpha_5 \in \mathbb{C}$. Moreover, since both \mathbf{h}_0 and \mathbf{h}_s can be expressed as a linear combination of $\hat{\mathbf{h}}$ and $\hat{\mathbf{h}}_{\perp}$, we have $\mathbf{v}_{\text{opt}} = \alpha_v \hat{\mathbf{h}} + \beta_v \hat{\mathbf{h}}_{\perp}$. Since rotating \mathbf{v}_{opt} does not affect the final result, we can assume $\alpha_v \in \mathbb{R}$.

We next prove that $\beta_v \in \mathbb{R}$ by contradiction. At first, we assume that $\beta_v = a + jb \notin \mathbb{R}$. Then we can find an equivalent $\hat{\beta}_v = \sqrt{a^2 + b^2} \in \mathbb{R}$ which is a better solution of problem **P1** than β_v . Assume

that $\hat{\mathbf{v}}_{\text{opt}} = \alpha_v \hat{\mathbf{h}} + \hat{\beta}_v \hat{\mathbf{h}}_{\perp}$. It is clear that $\|\hat{\mathbf{v}}_{\text{opt}}\| = \|\mathbf{v}_{\text{opt}}\|$, and the interference caused by $\hat{\mathbf{v}}_{\text{opt}}$ is

$$p\mathbf{h}_{\text{opt}}^H \hat{\mathbf{v}}_{\text{opt}} \hat{\mathbf{v}}_{\text{opt}}^H \mathbf{h}_{\text{opt}} = p(\mathbf{h}_0 + \sqrt{\frac{\epsilon}{\hat{\mathbf{v}}_{\text{opt}}^H \mathbf{R} \hat{\mathbf{v}}_{\text{opt}}}} \alpha \mathbf{R} \hat{\mathbf{v}}_{\text{opt}})^H \hat{\mathbf{v}}_{\text{opt}} \hat{\mathbf{v}}_{\text{opt}}^H (\mathbf{h}_0 + \sqrt{\frac{\epsilon}{\hat{\mathbf{v}}_{\text{opt}}^H \mathbf{R} \hat{\mathbf{v}}_{\text{opt}}}} \alpha \mathbf{R} \hat{\mathbf{v}}_{\text{opt}}) \quad (49)$$

$$= p(\alpha_v \|\mathbf{h}_0\| + \sqrt{\frac{\epsilon}{\hat{\mathbf{v}}_{\text{opt}}^H \mathbf{R} \hat{\mathbf{v}}_{\text{opt}}}} \alpha^H \hat{\mathbf{v}}_{\text{opt}}^H \mathbf{R} \hat{\mathbf{v}}_{\text{opt}})^2, \quad (50)$$

which is equal to that of \mathbf{v}_{opt} . However, the corresponding objective function with $\hat{\mathbf{v}}_{\text{opt}}$ is

$$\begin{aligned} \log(1 + p\mathbf{h}_s^H \hat{\mathbf{v}}_{\text{opt}} \hat{\mathbf{v}}_{\text{opt}}^H \mathbf{h}_s) &= \log(1 + p(a_{h_s} \hat{\mathbf{h}} + b_{h_s} \hat{\mathbf{h}}_{\perp})^H (\alpha_v \hat{\mathbf{h}} + \hat{\beta}_v \hat{\mathbf{h}}_{\perp}) (\alpha_v \hat{\mathbf{h}} + \hat{\beta}_v \hat{\mathbf{h}}_{\perp})^H (a_{h_s} \hat{\mathbf{h}} + b_{h_s} \hat{\mathbf{h}}_{\perp})) \\ &= \log(1 + p(a_{h_s} \alpha_v + b_{h_s} \hat{\beta}_v)(a_{h_s} \alpha_v + b_{h_s} \hat{\beta}_v^H)), \end{aligned} \quad (51)$$

and the objective value with \mathbf{v}_{opt} is

$$\begin{aligned} \log(1 + p\mathbf{h}_s^H \mathbf{v}_{\text{opt}} \mathbf{v}_{\text{opt}}^H \mathbf{h}_s) &= \log(1 + p(a_{h_s} \hat{\mathbf{h}} + b_{h_s} \hat{\mathbf{h}}_{\perp})^H (\alpha_v \hat{\mathbf{h}} + \beta_v \hat{\mathbf{h}}_{\perp}) (\alpha_v \hat{\mathbf{h}} + \beta_v \hat{\mathbf{h}}_{\perp})^H (a_{h_s} \hat{\mathbf{h}} + b_{h_s} \hat{\mathbf{h}}_{\perp})) \\ &= \log(1 + p(a_{h_s} \alpha_v + b_{h_s} \beta_v)(a_{h_s} \alpha_v + b_{h_s} \beta_v^H)). \end{aligned} \quad (52)$$

According to (51) and (52), we can conclude that $\hat{\mathbf{v}}_{\text{opt}}$ is a better solution. The proof follows.

D. Lemma 6 and its proof:

Lemma 6: For the problem

$$\max_{\mathbf{h}} p\mathbf{h}^H \mathbf{v} \mathbf{v}^H \mathbf{h}, \text{ subject to: } (\mathbf{h} - \mathbf{h}_0)^H \mathbf{R}^{-1} (\mathbf{h} - \mathbf{h}_0) \leq \epsilon, \quad (53)$$

where p , \mathbf{v} , and \mathbf{h}_0 are constant, the optimal solution is

$$\mathbf{h}_{\text{max}} = \mathbf{h}_0 + \sqrt{\frac{\epsilon}{\mathbf{v}^H \mathbf{R} \mathbf{v}}} \alpha \mathbf{R} \mathbf{v}, \text{ where } \alpha = \mathbf{v}^H \mathbf{h}_0 / |\mathbf{v}^H \mathbf{h}_0|. \quad (54)$$

Proof: The objective function $p\mathbf{h}^H \mathbf{v} \mathbf{v}^H \mathbf{h}$ is a convex function. The duality gap for a convex maximization problem is zero. The Lagrangian function is

$$L(\mathbf{h}, \lambda) = p\mathbf{h}^H \mathbf{v} \mathbf{v}^H \mathbf{h} - \lambda \left((\mathbf{h} - \mathbf{h}_0)^H \mathbf{R}^{-1} (\mathbf{h} - \mathbf{h}_0) - \epsilon \right), \quad (55)$$

where λ is the Lagrange multiplier. According to the KKT condition, we have $\frac{\partial L}{\partial \mathbf{h}} = 2p\mathbf{v} \mathbf{v}^H \mathbf{h} - 2\lambda \mathbf{R}^{-1} (\mathbf{h} - \mathbf{h}_0) = 0$. Thus,

$$p(\mathbf{v}^H \mathbf{h}) \mathbf{v} = \lambda \mathbf{R}^{-1} (\mathbf{h} - \mathbf{h}_0). \quad (56)$$

We have $\mathbf{h}_{\max} = \mathbf{h}_0 + b\alpha\mathbf{R}\mathbf{v}$, where $b \in \mathbb{R}$, $\alpha \in \mathbb{C}$, and $|\alpha| = 1$. Since $(\mathbf{h} - \mathbf{h}_0)^H \mathbf{R}^{-1}(\mathbf{h} - \mathbf{h}_0) = \epsilon$, we have $b = \sqrt{\epsilon}/\sqrt{\mathbf{v}^H \mathbf{R}^H \mathbf{v}}$. Moreover, by observing (56), we have $\alpha = t\mathbf{v}^H \mathbf{h} = t\mathbf{v}^H(\mathbf{h}_0 + b\alpha\mathbf{R}\mathbf{v}) = t\mathbf{v}^H \mathbf{h}_0 + tb\alpha\mathbf{v}^H \mathbf{R}\mathbf{v}$, where t is a real scalar such that $|t\mathbf{v}^H \mathbf{h}| = 1$. Thus, we have $\mathbf{v}^H \mathbf{h}_0/|\mathbf{v}^H \mathbf{h}_0| = \alpha$. The proof follows immediately. ■

E. Proof of Lemma 4: Similar to the proof of Lemma 2, we can show that the problem

$$\mathbf{S}_{\text{opt}} = \arg \max_{\mathbf{S}, p} \log(1 + \mathbf{h}_s^H \mathbf{S} \mathbf{h}_s) \text{ subject to : } \mathbf{h}_{\text{opt}}^H \mathbf{S} \mathbf{h}_{\text{opt}} \leq P_t, \quad (57)$$

where $\mathbf{h}_{\text{opt}} = \arg \max_{\mathbf{h}} \mathbf{h}^H \mathbf{S}_{\text{opt}} \mathbf{h}$, for $(\mathbf{h} - \mathbf{h}_0)^H \mathbf{R}^{-1}(\mathbf{h} - \mathbf{h}_0) \leq \epsilon$, is equivalent to SP2.

Since \mathbf{S}_{opt} is a rank-1 matrix, according to Lemma 6, we have $\mathbf{h}_{\text{opt}} = \mathbf{h}_0 + \sqrt{\epsilon}\sigma\mathbf{v}$. Combining this with (57), we have $\mathbf{S}_{\text{opt}} = \arg \max_{\mathbf{S}, p} \log(1 + \mathbf{h}_s^H \mathbf{S} \mathbf{h}_s)$ s.t. : $(\mathbf{h}_0 + \sqrt{\epsilon}\sigma\mathbf{v})^H \mathbf{S}(\mathbf{h}_0 + \sqrt{\epsilon}\sigma\mathbf{v}) \leq P_t$, which is equivalent to (17). The proof is complete. ■

F. Proof of Lemma 5: Assume that \mathbf{S}_{opt} is the optimal solution for problem P3. If \mathbf{S}_1 satisfies the interference constraint, then \mathbf{S}_1 is a feasible solution for problem P3. The optimal rate achieved by \mathbf{S}_{opt} cannot be larger than that of \mathbf{S}_1 , since the constraint of SP1 is a subset of problem P3. Similarly, we can prove the second part of the Lemma. We now focus on the third part of this lemma. For problem P3, at least one of $\text{tr}(\mathbf{S}) \leq \bar{P}$ and $\mathbf{h}_{\text{opt}}^H \mathbf{S} \mathbf{h}_{\text{opt}} \leq P_t$ is an active constraint, since if neither of them is active, we can always find an ϵ such that $\mathbf{S}_{\text{opt}} + \epsilon\mathbf{I}$ is a feasible and better solution. Moreover, if only $\text{tr}(\mathbf{S}) \leq \bar{P}$ is active, then \mathbf{S}_1 is the optimal solution, which contradicts with $\mathbf{h}_{\text{opt}}^H \mathbf{S}_1 \mathbf{h}_{\text{opt}} \geq P_t$. Similarly, it is impossible that only $\mathbf{h}_{\text{opt}}^H \mathbf{S} \mathbf{h}_{\text{opt}} \leq P_t$ is active. Therefore, both constraints are active constraints. ■

REFERENCES

- [1] Federal Communications Commission, "Facilitating opportunities for flexible, efficient, and reliable spectrum use employing cognitive radio technologies, notice of proposed rule making and order, fcc 03-322," Dec. 2003.
- [2] J. Mitola and G. Q. Maguire, "Cognitive radios: Making software radios more personal," *IEEE Personal Communications*, vol. 6, no. 4, pp. 13–18, Aug. 1999.
- [3] S. Haykin, "Cognitive radio: Brain-empowered wireless communications," *IEEE J. Select. Areas Commun.*, vol. 23, no. 2, pp. 201–202, Feb. 2005.
- [4] Z. Quan, S. Cui, and A. Sayed, "Optimal linear cooperation for spectrum sensing in cognitive radio networks," *IEEE J. Select. Topics in Signal Processing*, vol. 2, no. 1, pp. 28–40, Feb. 2008.

- [5] F. Wang, M. Krunz, and S. Cui, "Price-based spectrum management in cognitive radio networks," *IEEE J. Select. Topics in Signal Processing*, vol. 2, no. 1, pp. 74–87, Feb. 2008.
- [6] M. Gastpar, "On capacity under receive and spatial spectrum-sharing constraints," *IEEE Trans. Inform. Theory*, vol. 53, no. 2, pp. 471–487, Feb. 2007.
- [7] A. Ghasemi and E. S. Sousa, "Fundamental limits of spectrum-sharing in fading environments," *IEEE Trans. Wireless Commun.*, vol. 6, no. 2, pp. 649–658, Feb. 2007.
- [8] Y.-C. Liang, Y. Zeng, E. Peh, and A. Hoang, "Sensing-throughput tradeoff for cognitive radio networks," *IEEE Trans. Wireless Commun.*, vol. 7, no. 4, pp. 1326–1337, Apr. 2008.
- [9] S. Zhou and G. B. Giannakis, "Optimal transmitter eigen-beamforming and space-time block coding based on channel mean feedback," *IEEE Trans. Signal Processing*, vol. 50, no. 10, pp. 2599–2613, Oct. 2002.
- [10] E. Visotsky and U. Madhow, "Space-time transmit precoding with imperfect feedback," *IEEE Trans. Inform. Theory*, vol. 47, no. 6, pp. 2632–2639, Sept. 2001.
- [11] S. A. Jafar and A. J. Goldsmith, "Transmitter optimization and optimality of beamforming for multiple antenna systems with imperfect feedback," *IEEE Trans. Wireless Commun.*, vol. 3, no. 4, pp. 1165–1175, July 2004.
- [12] K. K. Mukkavilli, A. Sabharwal, E. Erkip, and B. Aazhang, "On beamforming with finite rate feedback in multiple antenna systems," *IEEE Trans. Inform. Theory*, vol. 49, no. 10, pp. 2562–2579, Oct. 2003.
- [13] L. Zhang, Y.-C. Liang, and Y. Xin, "Joint beamforming and power allocation for multiple access channels in cognitive radio networks," *IEEE J. Select. Areas Commun.*, vol. 26, no. 1, pp. 38–51, Jan. 2008.
- [14] R. Zhang and Y.-C. Liang, "Exploiting multi-antennas for opportunistic spectrum sharing in cognitive radio networks," *IEEE J. Select. Topics in Signal Processing*, vol. 2, no. 1, pp. 88–102, Feb. 2008.
- [15] Y.-C. Liang and F. P. S. Chin, "Downlink channel covariance matrix (DCCM) estimation and its applications in wireless DS-CDMA systems," *IEEE J. Select. Areas Commun.*, vol. 19, no. 2, pp. 222–232, Feb. 2001.
- [16] S. Srinivasa and S. A. Jafar, "The optimality of transmit beamforming: a unified view," *IEEE Trans. Inform. Theory*, vol. 53, no. 4, pp. 1558–1564, Apr. 2007.
- [17] E. Jorswieck and H. Boche, "Optimal transmission with imperfect channel state information at the transmit antenna array," *Wireless Pers. Commun.*, vol. 27, no. 1, pp. 33–56, Jan. 2003.
- [18] A. Ben-Tal and A. Nemirovski, "Selected topics in robust convex optimization," *Mathematical Programming*, vol. 1, no. 1, pp. 125–158, 2007.
- [19] S. Boyd and L. Vandenberghe, *Convex Optimization*. Cambridge, UK: Cambridge University Press, 2004.
- [20] R. Reemtsen and J.-J. Ruckmann, *Semi-Infinite Programming*. Boston: Kluwer Academic Publishers, 1998.
- [21] S. Vorobyov, A. Gershman, and Z.-Q. Luo, "Robust adaptive beamforming using worst-case performance optimization: A solution to the signal mismatch problem," *IEEE Trans. Signal Processing*, vol. 51, no. 2, pp. 313–323, Feb. 2003.
- [22] Z.-Q. Luo and W. Yu, "An introduction to convex optimization for communications and signal processing," *IEEE J. Select. Areas Commun.*, vol. 24, no. 8, pp. 1426–1438, Aug. 2006.
- [23] J. F. Sturm, "Using sedumi 1.02, a MATLAB toolbox for optimization over symmetric cones," *Optim. Meth. Softw.*, vol. 11, pp. 625–653, 1999.

TABLE I

THE ALGORITHM FOR SP2.

Algorithm 1
1. Compute β_{opt} through (25),
2. Compute p_{opt} according to (21),
3. Compute \mathbf{v}_{opt} according to (26),
4. $\mathbf{S}_{\text{opt}} = p_{\text{opt}} \mathbf{v}_{\text{opt}} \mathbf{v}_{\text{opt}}^H$.

TABLE II

THE ALGORITHM FOR PROBLEM **P3** IN THE CASE WHERE TWO CONSTRAINTS ARE SATISFIED SIMULTANEOUSLY.

Algorithm 2
1. Compute β_{opt} through (30),
2. Based on (26), compute \mathbf{v}_{opt} ,
3. $\mathbf{S}_{\text{opt}} = \bar{P} \mathbf{v}_{\text{opt}} \mathbf{v}_{\text{opt}}^H$.

TABLE III

THE COMPLETE ALGORITHM FOR PROBLEM **P3**.

Algorithm 3
1. Compute the optimal solution $\mathbf{S}_1 = \bar{P} \mathbf{h}_s \mathbf{h}_s^H / \ \mathbf{h}_s\ ^2$ for SP1 ,
2. Compute the optimal solution \mathbf{S}_2 for SP2 via Algorithm 1,
3. If \mathbf{S}_1 satisfies the interference constraint, then \mathbf{S}_1 is the optimal solution,
4. Elsf \mathbf{S}_2 satisfies the transmit power constraint, then \mathbf{S}_2 is the optimal solution,
5. Otherwise compute the optimal solution via Algorithm 2.

TABLE IV

THE ALGORITHM FOR PROBLEM **P4** IN THE CASE WHERE TWO CONSTRAINTS ARE SATISFIED SIMULTANEOUSLY.

Algorithm 4
1. Compute $\bar{\beta}$ via (41), and compute \bar{v} via (37),
2. Based on the relationship between \bar{v} and v , compute v_{opt} ,
3. $S_{\text{opt}} = \bar{P} v_{\text{opt}} v_{\text{opt}}^H$.

TABLE V

THE COMPLETE ALGORITHM FOR PROBLEM **P1**.

Algorithm 5
1. Compute the optimal solution $S_3 = \bar{P} h_s h_s^H / \ h_s\ ^2$ for SP3 ,
2. Compute the optimal solution S_4 for SP4 via Algorithm 4,
3. If S_3 satisfies the interference constraint, then S_3 is the optimal solution,
4. Elsf S_4 satisfies the transmit power constraint, then S_4 is the optimal solution,
5. Otherwise compute the optimal solution through Algorithm 4.

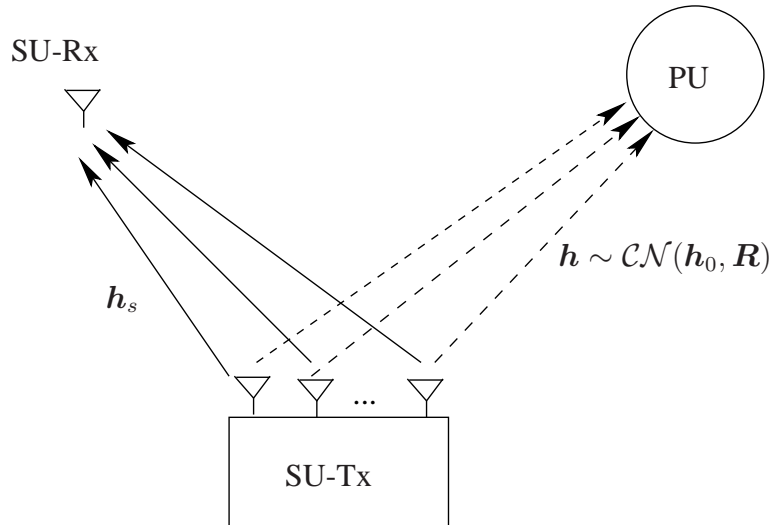


Fig. 1. The system model for the MISO SU network coexisting with one PU.

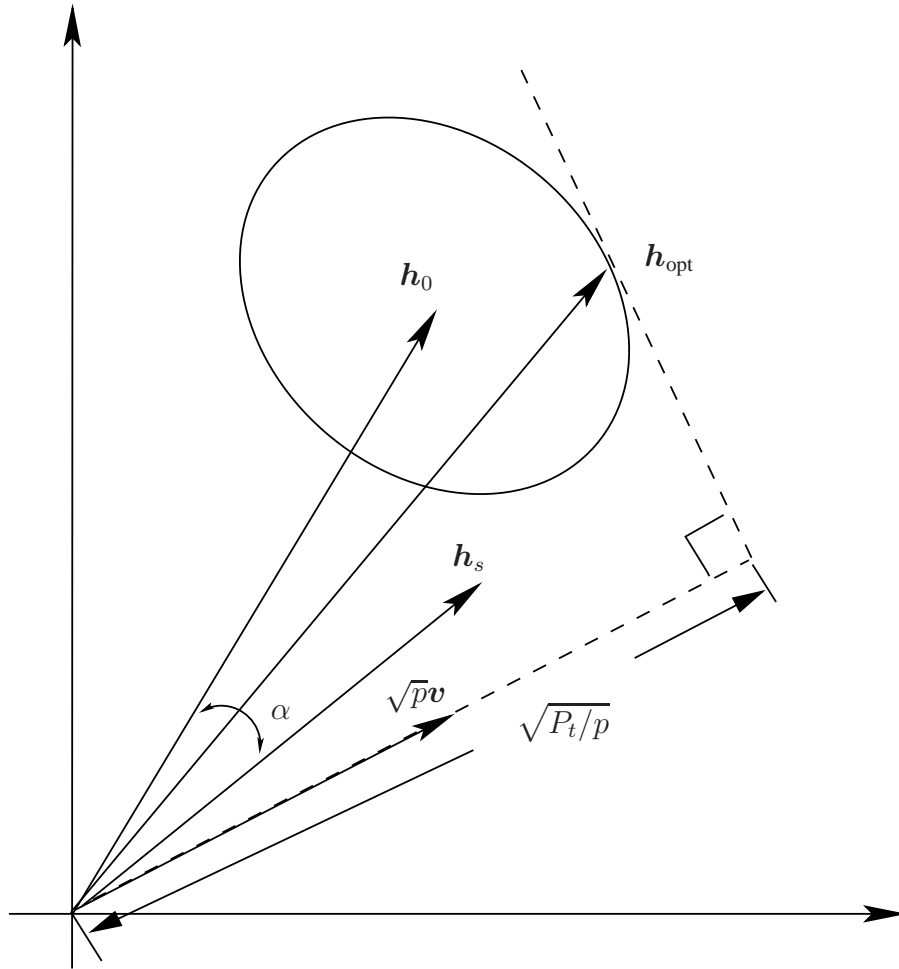


Fig. 2. The geometric explanation of Lemma 3. The ellipse is the projection of $\mathbf{h} := \{(\mathbf{h} - \mathbf{h}_0)^H \mathbf{R}^{-1}(\mathbf{h} - \mathbf{h}_0) = \epsilon\}$ on the plane spanned by $\hat{\mathbf{h}}$ and $\hat{\mathbf{h}}_{\perp}$.

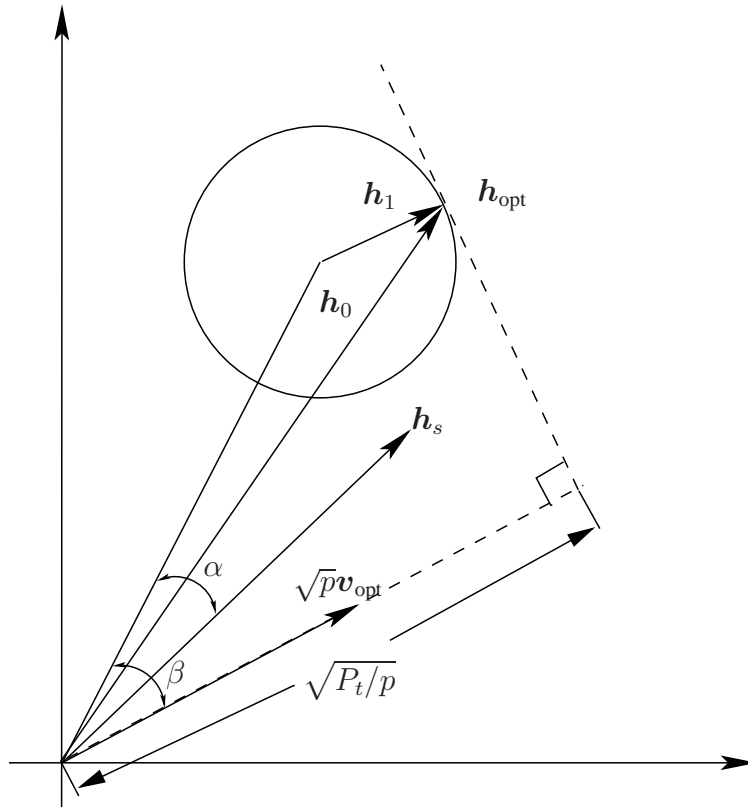


Fig. 3. The geometric explanation of problem **P3**. The circle is the projection of $\mathbf{h} := \{\|\mathbf{h} - \mathbf{h}_0\|^2 = 0\}$ on the plane spanned by $\hat{\mathbf{h}}$ and $\hat{\mathbf{h}}_{\perp}$.

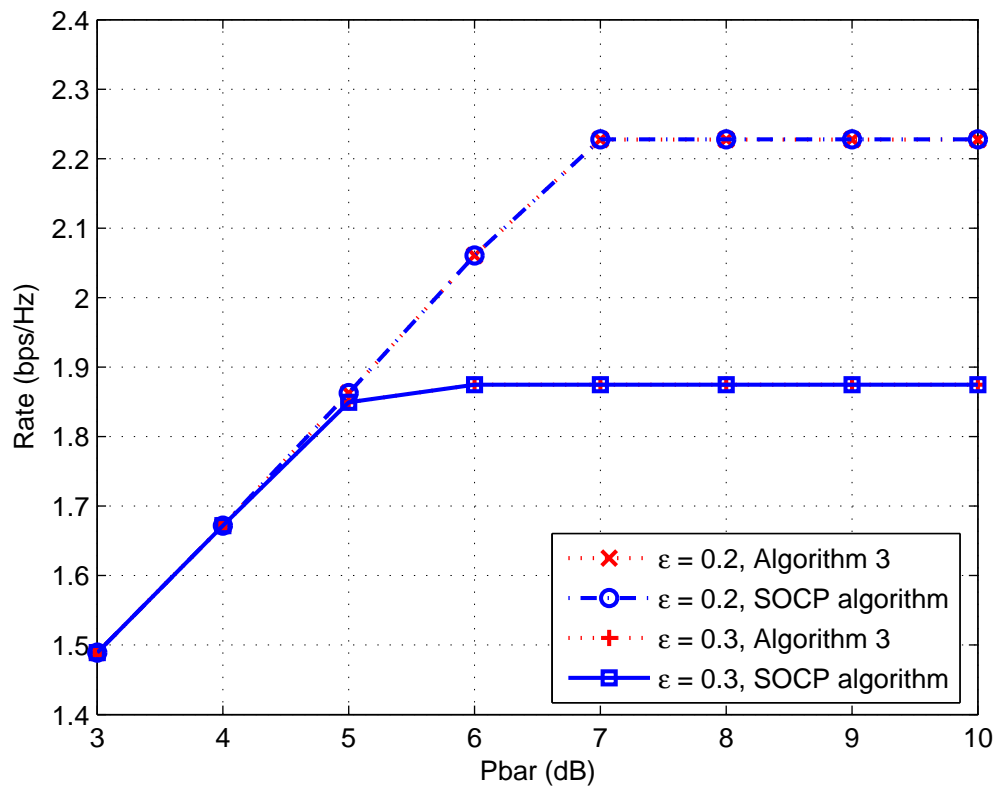


Fig. 4. Comparison of the results obtained by the SOCP algorithm and Algorithm 3.

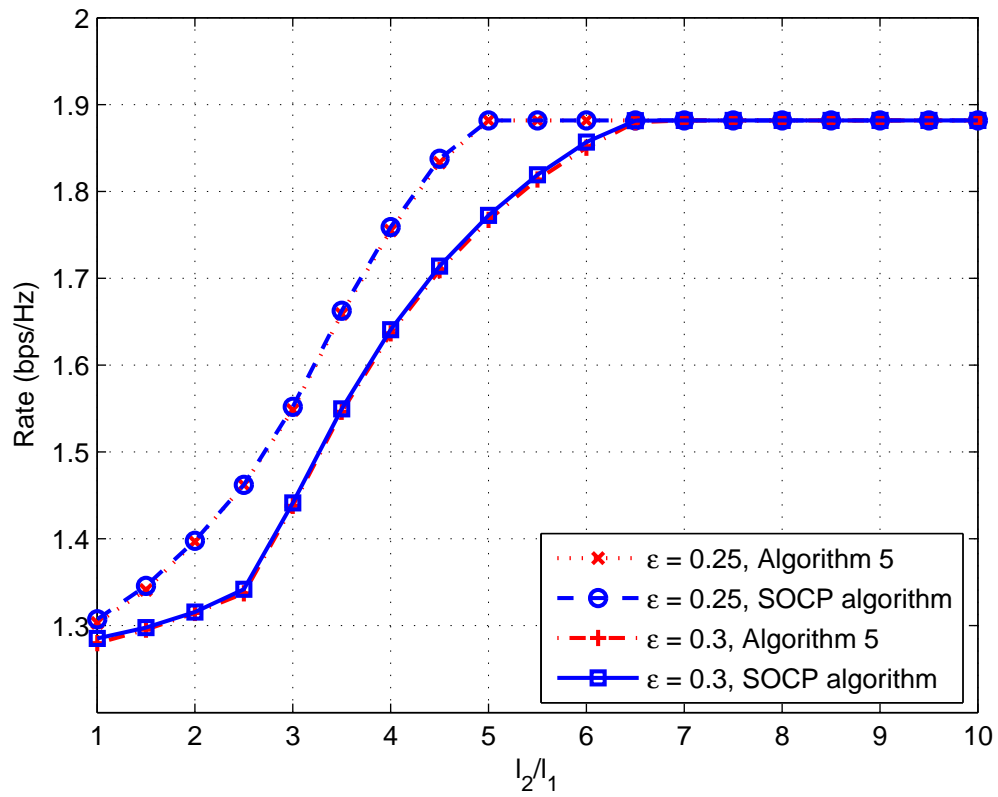


Fig. 5. Comparison of the results obtained by the SOCP algorithm and Algorithm 5.

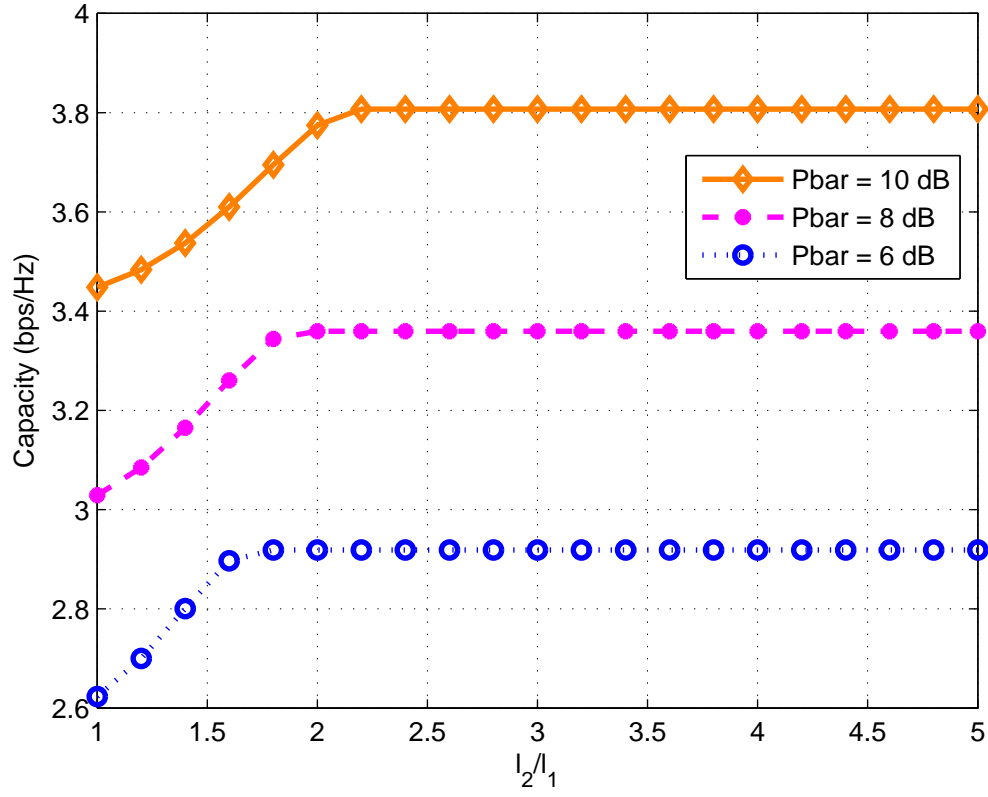


Fig. 6. Effect of l_2/l_1 on the achievable rate of the CR network ($\epsilon = 1$, $N = 3$).

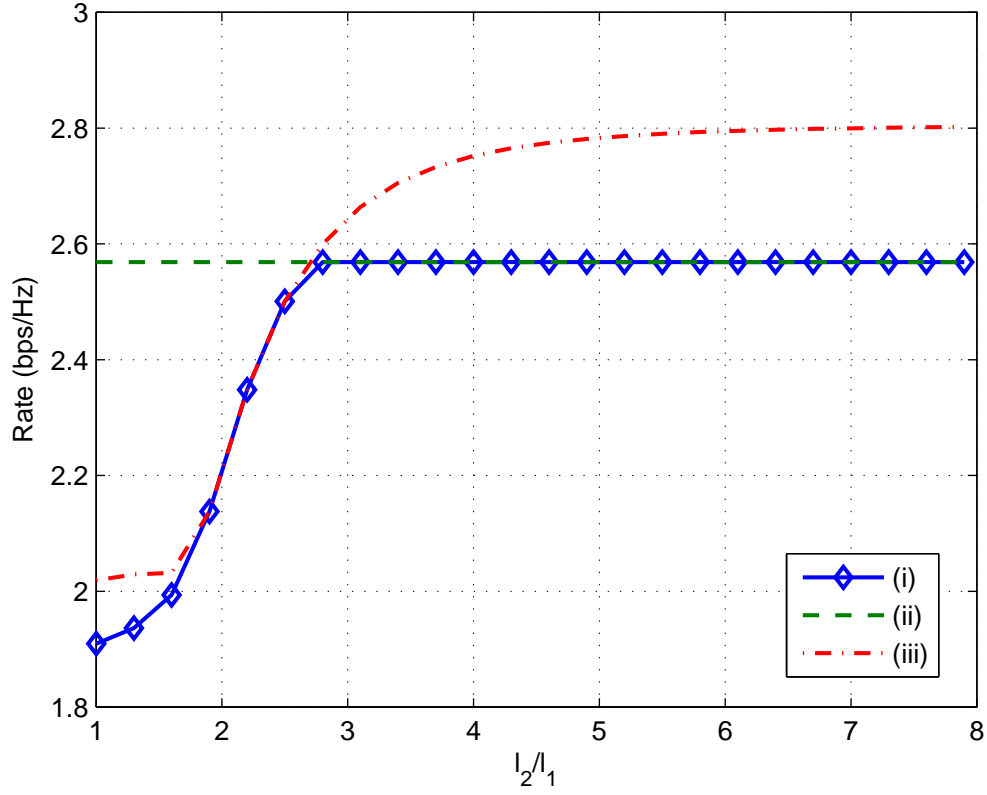


Fig. 7. Comparison of the rate under different constraints of problem **P1**. (i) the maximal rate subject to interference constraint and transmit power constraint simultaneously; (ii) the maximal rate subject to a single transmit power constraint; (iii) the maximal rate subject to a single interference constraint.