

# Perspectives to Study a Solar CNO Cycle by Means of a Lithium Detector of Neutrinos.

A. Kopylov, V. Petukhov

Institute of Nuclear Research of Russian Academy of Sciences  
117312 Moscow, Prospect of 60th Anniversary of October Revolution 7A, Russia  
E-mail: beril@al20.inr.troitsk.ru

**Abstract.** Lithium detectors have a high sensitivity to CNO neutrinos from the Sun. The present experimental data and prospects for future experiments on the detection of CNO neutrinos are discussed. A nonstationary case is considered when the flux of  $^{13}\text{N}$  neutrinos is higher than the standard solar model predicts due to the influx of fresh material from the peripheral layers to the solar core.

neutrino experiments, solar abundance, solar interior

PACS numbers: 26.65.+t, 96.60.Jw

## 1. Introduction

According to the currently preferred solar models based on the standard theory of stellar evolution the main source of solar energy is a pp chain of reactions. The contribution of a CNO cycle to the energy generated in the Sun is estimated to be 0.8% [1] if we accept a mass fraction of heavy elements to hydrogen  $Z/X = 0.0231 \pm 0.0018$  according to Grevesse & Sauval (GS98) [2] and 0.5% if we take a recommended value  $Z/X = 0.0165 \pm 0.0011$  of Asplund, Grevesse & Sauval (AGS05) [3, 4]. Asplund et al. applied a time-dependent, 3D hydrodynamical model of the solar atmosphere instead of 1D hydrostatic model and they have shown that they have better fits to the Fe lines than conventional 1D calculations; moreover, they obtained that different lines give similar abundances. Thus it proved to be a more progressive technique. However, it has been shown to be in a serious conflict with the results of helioseismology [5] while GS98 has better agreed with these data. It was argued [6, 7] and references therein that there are some indications that a standard solar model (SSM) needs further improvement, probably to introduce rotation in the solar core, to get a better agreement with observational data gained by helioseismology. This conflict has been analyzed in details by Basu and Antia in [8]. The general conclusion was that "the discrepancy caused by revision of solar heavy element abundances will lead to further improvements in models of the solar atmosphere and perhaps of the solar interior as well". Thus the contradiction is not necessarily an indication that something is wrong with helioseismology or with the spectroscopic determinations of the solar photospheric composition. It may just denote that further corrections to the SSM should be implemented. Some ideas on solar evolution still are under development, like possible rotation of the core, rotationally (or gravitationally) induced instabilities or possible accretion and mass-loss at some stage of solar evolution etc [7] { [10]. Although the analyses of some nonstandard contributions may find them to be superfluous, one cannot envisage everything. It looks very attractive by means of a totally independent experiment to exclude even some alternatives independent of their specific nature. For example, it would be very interesting to get more precise data about the thermonuclear reactions deep in the core of the Sun complementary to the results of helioseismology. In this paper we address the question of what in particular can be gained from the study of the CNO cycle in the Sun and the prospects for future experiments. The CNO cycle is the main source of energy for main sequence stars with a mass and temperature higher than that of the Sun. Thus it concerns very fundamental questions of stellar evolution.

Figure 1 shows the CNO cycle proposed by Hans Bethe [11] by which  $^{12}\text{C}$  is converted by protons to  $^{14}\text{N}$  and then back to  $^{12}\text{C}$ .

Recently it has been shown in [12] that the accumulation channel to  $^{20}\text{Ne}$  can be neglected due to very low cross section of the reaction  $^{19}\text{F} + p \rightarrow ^{20}\text{Ne} + \gamma$  so that CNO cycle is completely closed at stellar temperatures. The main body of the cycle is

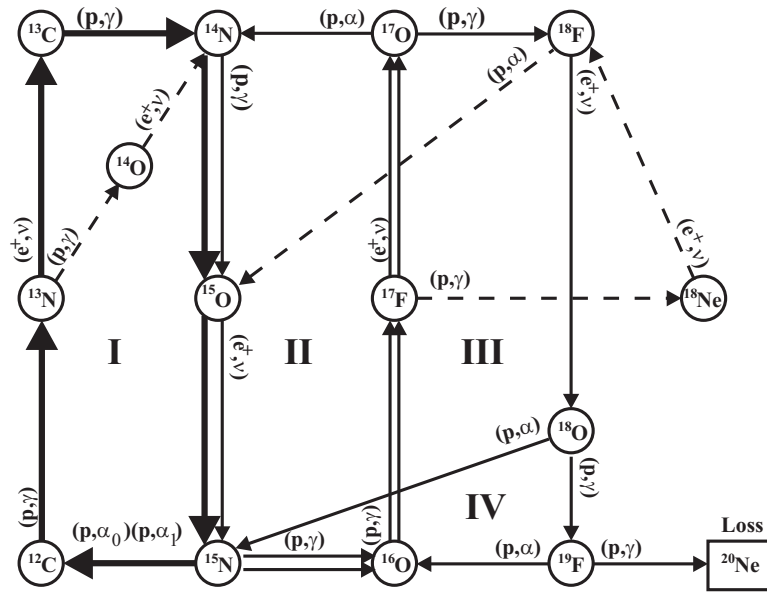


Figure 1. The CNO cycle

governed by 4 reactions with hydrogen:



that the flux of neutrinos from the decay of  $^{13}\text{N}$  (here and afterward denoted by  $f_{13}$ ) will be substantially increased while the flux of neutrinos from the decay of  $^{15}\text{O}$  (let us denote it  $f_{15}$ ) and of other neutrinos from the pp chain of reactions will not be changed at all. This is a clear signature of the mass transport between central and peripheral layers. The question is: can this be accomplished while not changing noticeably the observables fixed by helioseismology? Of these the most precisely determined are: the mean molecular weight in the nuclear active core of the Sun expressed by

$$= \frac{4}{6X + Y + 2} \quad (3)$$

and the helium abundance in the convection zone. We calculate only the corrections, not the values themselves which are found in the SSM using the global parameters of the Sun like mass, radius, luminosity and age, well determined from observations. The procedure we follow is just built in the SSM with the aim of finding the magnitude of the corrections and to see what are the prospects for verification by experiment. For example, in the SSM the diffusion coefficient is not calculated from first principles and usually includes gravitational settling, diffusion due to composition and temperature gradients. The mass transport we introduce here is something extra, which we do not specify in terms "why and how"; it principally differs from the diffusion used in the SSM by not being spherically symmetric. The masses coming to the core and leaving the core go by different paths while diffusion is a spherically symmetric process. So when we consider the mass transport we apply a 3D solar model; this is the most prominent difference from the SSM, which is a 1D model. By omitting coordinates we neglect the specific character of the mass transport. Limiting ourselves to the pure evolutionary part of the equations we find only some averaged values as the estimates for mass transport. We focus here on the need to test this case experimentally. If the experiment does not observe the anomaly in  $f_{13}$  then all cases independent of their specific nature will be excluded. If the experiment finds some excess of  $f_{13}$ , then it will be appropriate to study how exactly a 3D model should be designed to produce this effect. If there is any excess of  $f_{13}$  or not, this is a question which can only be solved experimentally.

## 2. CNO cycle with a mass transport between center and periphery

Here we address the question of what fluxes of CNO neutrinos are expected in future experiments if we include in the model some mass transport between the center and the periphery. The possibility, at least concerning  $^{13}\text{N}$  neutrinos, of obtaining a sufficient physical effect with very mild mass transport exists due to the big difference in the abundances of  $^{12}\text{C}$  in the central core and in the outer layers of the radiative zone of the Sun, so that even a small influx of the fresh material from outside can substantially change the abundance in the center and, consequently, can increase  $f_{13}$ . The subtlety in the interpretation of the experimental data obtained by means of a radiochemical detector is in the inherently integral result of any radiochemical experiment, i.e. it is not possible to find the contribution of each neutrino source, only the total rate of

production from all sources. For a lithium detector the important point is how the signal varies in the case of some mixing in the Sun. The flux  $\phi_5$  should decrease while  $\phi_3$  should increase in this case. What will be the net result? To illustrate this let us do a simple exercise. Let us imagine that mixing in the core occurred at some moment in the past. Here by "moment" we mean a time interval that is small in comparison with the age of the Sun, say, a few hundred thousand of years. The neutrino fluxes  $\phi_3$  and  $\phi_5$  can be found in this case by solving the set of four differential equations  $\beta$ ) containing only the nuclear part of the main loop of the CNO cycle. The idea is to see what will be the production rate in the lithium detector:

$$\begin{aligned}
 \frac{dX(^{12}\text{C})}{dt} &= -(^{12}\text{C})X(^{12}\text{C}) + \frac{12}{15} (^{15}\text{N})X(^{15}\text{N}) \\
 \frac{dX(^{13}\text{C})}{dt} &= -(^{13}\text{C})X(^{13}\text{C}) + \frac{13}{12} (^{12}\text{C})X(^{12}\text{C}) \\
 \frac{dX(^{14}\text{N})}{dt} &= -(^{14}\text{N})X(^{14}\text{N}) + \frac{14}{13} (^{13}\text{C})X(^{13}\text{C}) \\
 \frac{dX(^{15}\text{N})}{dt} &= -(^{15}\text{N})X(^{15}\text{N}) + \frac{15}{14} (^{14}\text{N})X(^{14}\text{N})
 \end{aligned} \tag{4}$$

The set of equations (4) has been solved for different zones of the core of the Sun, starting from the center to the extremity of the core in the approximation that the temperature profile can be taken as described by the SSM [16] for the present time of solar evolution. Here it is worth noting that the values are proportional to the product  $X(^1\text{H})$  which can be taken constant in a good approximation during the whole evolution of the Sun. Figure 2 shows the time evolution for the fluxes  $\phi_3$  and  $\phi_5$  and also for the production rate of  $^7\text{Be}$  in lithium by CNO neutrinos.

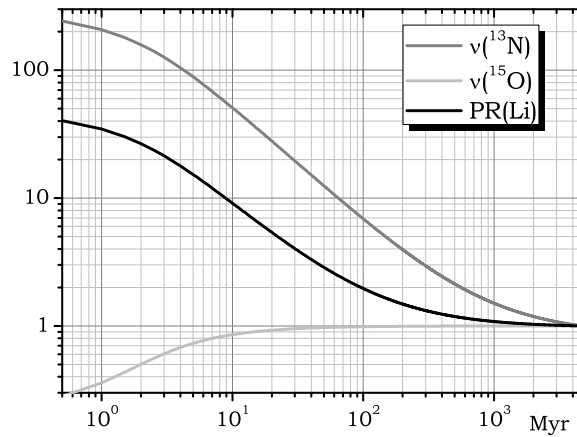


Figure 2. The fluxes  $\phi_3$  and  $\phi_5$  and the production rate from CNO neutrinos in a lithium detector as a function of time passed since instantaneous mixing. The fluxes are normalized at present moment of solar evolution.

One can see that the flux  $\phi_5$  restores the standard level calculated by the SSM (BS05(OP) [1]) in a time of about  $10^8$  years while the flux  $\phi_3$  continues to decrease for a few billion year. As it will be shown later, the real picture is a bit more complicated;

here we use a simplified one to illustrate the interrelations between  $f_3$  and  $f_5$  and how they influence the production rate in lithium. As one can see from Figure 2 the reduced flux  $f_5$  is always accompanied by a dramatic increase of the flux  $f_3$ . A very important and encouraging result for a lithium detector, as one can see from this figure, is that the production rate from CNO neutrinos is higher in this case than the SSM predicts. The increase of the effect from  $^{13}\text{N}$  neutrinos surpasses the loss for  $^{15}\text{O}$  neutrinos. This result will be true independently of whether we use a 1D solar model (SSM) or a 3D solar model and is explained by the fact that the difference in the abundances of  $^{12}\text{C}$  in the center and periphery is an order of magnitude higher than of  $^{14}\text{N}$ .

Certainly, care should be taken in performing some manipulations with the standard model to ensure that it will not distort the observables over the regions allowed by experiments. Let us see what can be suggested as a possibility not contradicting the available data. As we mentioned earlier, the mixing in this case should be very mild so that only the abundance of  $^{12}\text{C}$  in the core of the Sun is increased substantially. One of the possible ways to do so is the following. We can introduce mixing only in the final phase of the solar evolution, for example during the last half billion years with a mass transport coefficient  $k = 10^{-10} \text{ yr}^{-1}$ . This means that during that last period of solar evolution the fresh material with a mass 0.05 of a nuclear active core has been brought from outside (and has been brought back from the solar core to periphery). We can consider only this one particular case ("if you see this one you see them all"). If we show that it does not contradict observations then all other possible cases will be just time variations of this one, including also the periodic processes. The corresponding set of differential equations in this case with the initial conditions given by the SSM at the age of 4.1 billion years is the following:

$$\begin{aligned}
 \frac{dX(^{12}\text{C})}{dt} &= (^{12}\text{C})X(^{12}\text{C}) + \frac{12}{15} (^{15}\text{N})X(^{15}\text{N}) + \\
 &\quad + k(X_0(^{12}\text{C}) - X(^{12}\text{C})) \\
 \frac{dX(^{13}\text{C})}{dt} &= (^{13}\text{C})X(^{13}\text{C}) + \frac{13}{12} (^{12}\text{C})X(^{12}\text{C}) - kX(^{13}\text{C}) \\
 \frac{dX(^{14}\text{N})}{dt} &= (^{14}\text{N})X(^{14}\text{N}) + \frac{14}{13} (^{13}\text{C})X(^{13}\text{C}) + \\
 &\quad + k(X_0(^{14}\text{N}) - X(^{14}\text{N})) \\
 \frac{dX(^{15}\text{N})}{dt} &= (^{15}\text{N})X(^{15}\text{N}) + \frac{15}{14} (^{14}\text{N})X(^{14}\text{N}) - kX(^{15}\text{N})
 \end{aligned} \tag{5}$$

Let us recall that the mass transport introduced here by the coefficient  $k$  is not a spherically symmetric process which makes it very different from gravitational settling and from the diffusion due to composition and temperature gradients used by the SSM. Thus we go beyond the 1D solar model. We do not make an attempt to uncover the origin of this mass transport or why it took 4.1 billion years for this process; we just use it to show what processes can be triggered on a long timescale by instabilities in solar plasma at high pressure and temperature. Figure 3 shows the evolution of  $f_3$  and  $f_5$  for the SSM and for the model where this mixing is introduced. Practically nothing will be changed in this case except for the increase of the flux  $f_3$ .

Table 1 contains the corresponding figures for these two cases. The fluxes of  $f_3$  and  $f_5$  are presented in relative units. One can see from this table that the substantial

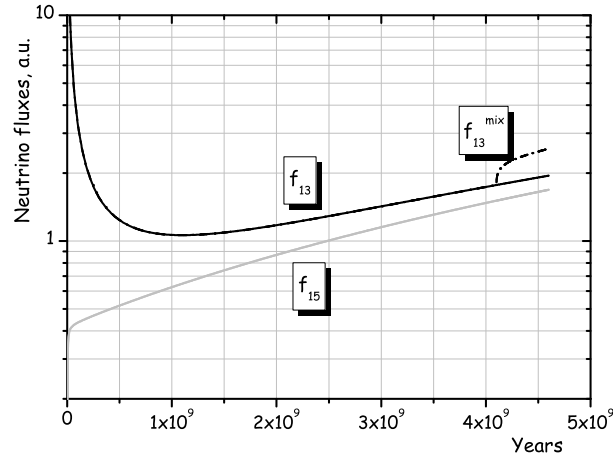


Figure 3. The evolution of  $f_{13}$  and  $f_{15}$  for SSM and for the model where the mixing is introduced

increase (+ 33.6%) in  $f_{13}$  is not accompanied by a noticeable increase in  $f_{15}$ . The average molecular weight in the nonstationary case is changed by less than 1%, which does not seriously contradict the one measured by helioseismology: neither do the changes in the abundances of  $^{12}\text{C}$  (-2.14%) and  $^{14}\text{N}$  (+ 7.5%) in the photosphere, which are within the present uncertainty of about 20%.

Table 1. The parameters of the model for standard case and for the case with mixing.

	no mix	mix	(mix-no mix)/no mix, %
X	0,71592	0,712992	-0,40898
Y	0,26557	0,268453	1,085589
Z C	2;99 $10^3$	2;926 $10^3$	-2,14047
Z N	9;27 $10^4$	9;964 $10^4$	7,486516
$f_{13}$ ;present	1,865	2,492	33,6193
$f_{15}$ ;present	1,594	1,592	-0,12547
	0,741923	0,735008	-0,93204

Here it is worth noting that the change in the abundance ZN is opposite to that induced by gravitational settling, so that both contributions have a tendency to cancel each other, while the change in the abundance ZC has the same sign and will be summed up with the one induced by gravitational settling. So in principle, in future experiments this mixing can be resolved by this signature from gravitational settling provided the primordial abundances are known. The abundance of helium in the outer layers of the Sun has increased by 1% relative to the primordial one, which does not contradict the current result found from helioseismology  $Y_{\text{surf}} = 0.248 \pm 0.018$  [17].

The possibility for some extra signal in comparison with the predicted one in the energy range of  $^7\text{Be}$  neutrinos principally can be excluded now by the Borexino [18]

experiment. However, it is worth noting that the exact exclusion limit depends critically upon which model was taken for comparison. As one can see from Table 2 taken from [1], the flux of  $^7\text{Be}$  neutrinos in the BS05 low metallicity model is lower by 10% than in the BS05 high metallicity model. The current results from Borexino do not help in choosing the correct model. The 10% decrease of  $^7\text{Be}$  neutrinos can be compensated by a 2.1 fold increase of  $^{13}\text{N}$  neutrinos.

Table 2. Predicted solar neutrino fluxes from seven solar models. The table presents the predicted fluxes, in units of  $10^{10}$  (pp),  $10^9$  ( $^7\text{Be}$ ),  $10^8$  (pep,  $^{13}\text{N}$ ,  $^{15}\text{O}$ ),  $10^6$  ( $^8\text{B}$ ,  $^{17}\text{F}$ ), and  $10^3$  (hep)  $\text{cm}^{-2}\text{s}^{-1}$

Model	pp	pep	hep	$^7\text{Be}$	$^8\text{B}$	$^{13}\text{N}$	$^{15}\text{O}$	$^{17}\text{F}$
BP04 (Yale)	5.94	1.40	7.88	4.86	5.79	5.71	5.03	5.91
BP04 (Garthing)	5.94	1.41	7.88	4.84	5.74	5.70	4.98	5.87
BS04	5.94	1.40	7.86	4.88	5.87	5.62	4.90	6.01
BS05 ( $^{14}\text{N}$ )	5.99	1.42	7.91	4.89	5.83	3.11	2.38	5.97
BS05 (OP)	5.99	1.42	7.93	4.84	5.69	3.07	2.33	5.84
BS05 (AGS, OP)	6.06	1.45	8.25	4.34	4.51	2.01	1.45	3.25
BS05 (AGS, OPAL)	6.05	1.45	8.23	4.38	4.59	2.03	1.47	3.31

So we can interpret the results of the Borexino experiment as a confirmation of a standard solar model with a high  $Z$  abundance of GS98 or as a model with a lower  $Z$  abundance according to AGS05 and with the increased flux of  $f_3$ . It means that this is still an open question and a task for future experiments. Any excess of the signal in the energy range associated with beryllium neutrinos can be interpreted as a manifestation of the primordial higher abundance of carbon or as mass transport in the Sun (or both). In the first case there should also be an increased flux of  $^{15}\text{O}$  neutrinos. This case is especially attractive for a lithium detector because it has high sensitivity to  $^{15}\text{O}$  neutrinos. In the second case the ratio  $y = f_{13}/f_{15}$  should be higher than expected; let us note also that the nuclear uncertainties and the ones coming from the neutrino oscillations are canceled in this ratio, first because of the closure of the CNO cycle and second because the attenuation factors for  $^{13}\text{N}$  and  $^{15}\text{O}$  neutrinos are very close. From the experimental point of view the task of measuring the  $y = f_{13}/f_{15}$  ratio is very difficult to realize because of the pileup from different neutrino sources. The problem is really severe: we have four neutrino sources with intermediate energies  $0.5\text{MeV} < E < 2.0\text{MeV}$ : pep,  $^7\text{Be}$ ,  $^{13}\text{N}$ ,  $^{15}\text{O}$  as one can see from Figure 4 (adapted from Figure 2 of [1]). Two of them are continuous ( $^{13}\text{N}$ ,  $^{15}\text{O}$ ) and two are line sources (pep,  $^7\text{Be}$ ). The overlap depends upon the type of detector, its energy resolution etc. In any case, to resolve these neutrino sources the detector should have an energy resolution comparable with that of semiconductor or cryogenic detectors. Apparently the present time is not yet ripe for these ideas. Thus the only possible solution at present seems to be to utilize the different kind of detectors complementarily. Electronic scintillation detectors and radiochemical detectors appear to be a good match for this study. The first type gives the differential information on the energy spectra and the second type



the integral information. The electronic detector meets serious problems with neutrinos from the CNO cycle, partly because of the overlap with  $^7\text{Be}$ - and pep-neutrinos as one can see on Figure 5, and partly because of the background. The radiochemical lithium detector has comparable sensitivity to all neutrino sources from medium energy range so its results can be very informative. It always seems very attractive to have the results obtained by different techniques to achieve higher confidence.

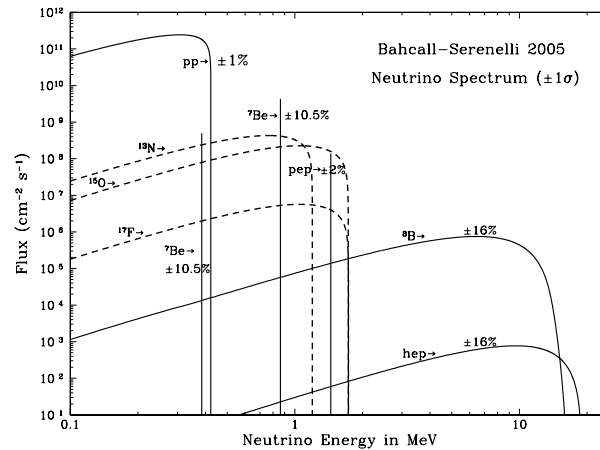


Figure 4. Solar neutrino energy spectrum

3. Conclusion. What a lithium experiment can add to our present knowledge?

The advantage of a lithium detector is high sensitivity to  $^{13}\text{N}$  and  $^{15}\text{O}$  neutrinos from the CNO cycle in the interior of the Sun. Chlorine detector is mainly sensitive to boron neutrinos and gallium one to pp-neutrinos. Borexino has a very high signal from  $^7\text{Be}$  neutrinos and also from pep-neutrinos at higher energies. New results from the Borexino experiment [18] determined the flux of  $^7\text{Be}$  neutrinos to be 1.02 of the SSM with an accuracy 10% under the assumption of the constraint from the high metallicity SSM and  $f_{\text{CNO}} < 6.27$  of the SSM (90% CL). Of course, this is a big achievement; we've made substantial progress in the accuracy of the determination of the flux of pp-neutrinos (see Figure 4 of Ref.[18]). But still one should agree that if one takes the low metallicity SSM the figures will be different. Because of the overlap of the different neutrino sources sensitivity to  $^{13}\text{N}$  and  $^{15}\text{O}$  neutrinos is very limited. One can see this on Figure 5 where the energy spectrum of  $e^-$  scattering is presented for the ideal resolution.

In a lithium detector the contributions of  $^7\text{Be}$ , pep and CNO neutrinos are comparable so it will be very helpful in solving the important controversy of the low metallicity SSM and helioseismology and may provide the most valuable piece of information to help decide which model { high or low metallicity } is valid. In the end one never knows what surprises a new experiment can bring. A chlorine experiment from the very beginning did not promise a big discovery; it was just a test of a thermodynamic

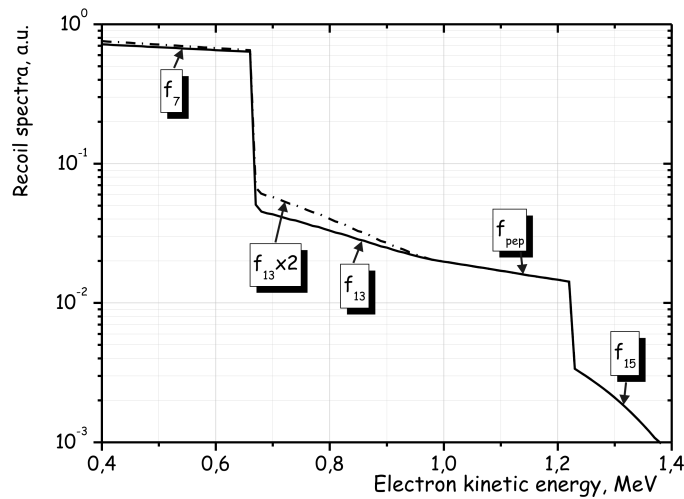


Figure 5. The differential energy spectra for recoil electrons for SSM and for the model with the increased flux  $f_{13}$ .

nature of the generation of solar energy, and indeed nobody expressed doubts about it. Who could have thought that it would discover neutrino oscillations? Sometimes the deviations from the standard behavior are really very tiny, but the physics behind these tiny deviations is sometimes great. It is always useful to perform scrupulous measurements to see the real effect.

In Table 3 the contributions of different neutrino sources for a lithium detector in comparison with chlorine and gallium detectors are shown.

Table 3. Standard Model Predictions (BP 2000): solar neutrino fluxes and neutrino capture rates without neutrino oscillations, with 1 $\sigma$  uncertainties from all sources (combined quadratically) [19] with new cross-sections measured by LUNA [20]

Source	Flux ( $10^{10} \text{ cm}^{-2} \text{ s}^{-1}$ )	Cl (SNU)	Ga (SNU)	Li (SNU)
pp	$5.99 (1.00^{+0.01}_{-0.01})$	0.0	70.1	0.0
pep	$1.42 \cdot 10^{-2} (1.00^{+0.015}_{-0.015})$	0.22	2.8	9.3
hep	$7.93 \cdot 10^{-7}$	0.04	0.1	0.1
$^7\text{Be}$	$4.84 \cdot 10^{-1} (1.00^{+0.10}_{-0.10})$	1.17	34.7	9.2
$^8\text{B}$	$5.69 \cdot 10^{-4} (1.00^{+0.20}_{-0.16})$	6.49	13.6	22.2
$^{13}\text{N}$	$3.05 \cdot 10^{-2} (1.00^{+0.31}_{-0.28})$	0.05	1.9	1.3
$^{15}\text{O}$	$2.31 \cdot 10^{-2} (1.00^{+0.33}_{-0.29})$	0.16	2.6	5.7
$^{17}\text{F}$	$5.63 \cdot 10^{-4} (1.00^{+0.25}_{-0.25})$	0.0	0.1	0.1
Total		$8.1^{+1.3}_{-1.1}$	$126^{+9}_{-7}$	$47.0^{+6.5}_{-6.0}$
Experiment		$2.56^{+0.23}_{-0.23}$	$67.7^{+3.6}_{-3.6}$	

One should take into consideration that the attenuation factors for boron neutrinos is approximately 0.32 and for all neutrinos of medium energies it can be taken as 0.56. Taking this into account one can see that the contribution of CNO neutrinos in a lithium detector is approximately 18% while the contribution of CNO cycle to the solar luminosity is only 0.8%.

In the equation of the balance of luminosity of the Sun and of solar neutrinos the neutrinos from the CNO cycle terminate the equation, it is the last stroke which fills the gap and which will finally determine the flux of pp-neutrinos with an accuracy of better than 1%. This is well illustrated by figure 4 of [8] for the results of Borexino experiment. The measurement of the fluxes of  $^3\text{H}$  and  $^{15}\text{O}$  neutrinos allows the present and the past to be compared: the present is determined by neutrino fluxes as a probe of the nuclear activity of the solar core, and the past by the luminosity of the Sun as its activity is delayed by millions of years. To know how the Sun shines we should carry out full spectroscopy of the solar neutrinos as was suggested by Kuzmin, Zatsepin and Bahcall at the start of solar neutrino research.

#### 4. Acknowledgements

The authors thank the referee for comments on the first version of this paper. It was reported on International Miklos (Greece) Symposium "Physics of Massive Neutrinos" 19-23 May 2008 and has been partially supported by RFBR grant # 07-02-00136A and by a grant of Leading Scientific Schools of Russia # 959.2008.2.

#### References

- [1] J.N. Bahcall, A.M. Serenelli, S. Basu New Solar Opacities, Abundances, Helioseismology, And Neutrino Fluxes 2005 *The Astrophysical Journal* 621 L85
- [2] N. Grevesse, A. J. Sauval Standard solar composition 1998 *Space Sci. Rev.* 85 161
- [3] M. Asplund, M. Grevesse, A. J. Sauval The solar chemical composition 2006 *Nucl. Phys. A* 777 1-4
- [4] M. Asplund, M. Grevesse, A. J. Sauval, C. Allende Prieto & R. Blomme Line formation in solar granulation - VI. C I, C II, CH and C lines and the photospheric C abundance 2005, *A & A*, 431 693
- [5] William J. Chaplin et al. Solar heavy element abundance: constraints from frequency separation ratios of low-degree p modes 2007 *arXiv:astro-ph/0705.3154*
- [6] A. Palacios, S. Talon, S. Turck-Chieze, C. Charbonnel Dynamical processes in the solar radiative interior 2006 *arXiv:astro-ph/0609381*
- [7] S. Mathur, A. E. Darling, R. A. Garcia, S. Turck-Chieze Sensitivity of helioseismic gravity modes to the dynamics of the solar core 2008 *arXiv:astro-ph/0803.3966*
- [8] Sarbani Basu and H. M. Antia Helioseismology and Solar Abundances 2007 *arXiv:astro-ph/0711.4591*
- [9] M. Castro et al. Low abundances of heavy elements in the solar outer layers: comparisons of solar models with helioseismic inversions 2007 *Astron. Astrophys.* 463 755-758
- [10] W. Haxton and A. M. Serenelli C-N Cycle Solar Neutrinos and Sun's Primordial Core Metallicity 2008 *arXiv:astro-ph/0805.2013*
- [11] Bethe, H. Energy Production in Stars 1939 *Phys. Rev.* 55 434-456
- [12] A. Couture " $^{19}\text{F}(\text{p}, \gamma)^{20}\text{Ne}$  and the stellar CNO burning cycle" 2005 PhD dissertation Notre Dame, Indiana
- [13] John N. Bahcall Solar Models with Helium and Heavy Element Diffusion 1995 *Rev. Mod. Phys.* 67 781-808
- [14] V. A. Kuzmin and G. Zatsepin On the neutrino spectroscopy of the Sun 1965 *Proceedings of 9th International Cosmic Ray Conference London* 1024

- [15] J.N. Bahcall Neutrino-Spectroscopy of the Solar Interior 1964 Phys.Lett. 13 332; What Next with Solar Neutrinos? 1969 Phys.Rev.Lett. 23 251
- [16] John N. Bahcall, What Do We (Not) Know Theoretically About Solar Neutrino Fluxes? 2004 Phys.Rev.Lett. bf 92 N12, 121301
- [17] F. Delahaye, M. H. Pinsonneault The Solar Heavy-Element Abundances. I. Constraints from Stellar Interiors 2006 Astrophys.J. 649 529-540
- [18] Borexino Collaboration New results on solar neutrino fluxes from 192 days of Borexino data 2008 arXiv:astro-ph 0805.3843
- [19] J.N. Bahcall, M. H. Pinsonneault, S. Basu Solar Models: Current Epoch and Time Dependences, Neutrinos and Helioseismological Properties 2001 Astroph. Journ. 555 990
- [20] LUNA collaboration First measurement of the  $^{14}\text{N}(p,\gamma)^{15}\text{O}$  cross section down to 70 keV 2006 Phys. Lett. B 634 483