

How Many Users should be Turned On in a Multi-Antenna Broadcast Channel?

Wei Dai, *Member, IEEE*, Youjian (Eugene) Liu, *Member, IEEE*, Brian C. Rider and Wen Gao

Abstract—This paper considers broadcast channels with L antennas at the base station and m single-antenna users, where L and m are typically of the same order. We assume that only partial channel state information is available at the base station through a finite rate feedback. Our key observation is that the optimal number of on-users (users turned on), say s , is a function of signal-to-noise ratio (SNR) and feedback rate. In support of this, an asymptotic analysis is employed where L , m and the feedback rate approach infinity linearly. We derive the asymptotic optimal feedback strategy as well as a realistic criterion to decide which users should be turned on. The corresponding asymptotic throughput per antenna, which we define as the *spatial efficiency*, turns out to be a function of the number of on-users s , and therefore s must be chosen appropriately. Based on the asymptotics, a scheme is developed for systems with finite many antennas and users. Compared with other studies in which s is presumed constant, our scheme achieves a significant gain. Furthermore, our analysis and scheme are valid for heterogeneous systems where different users may have different path loss coefficients and feedback rates.

Index Terms—Broadcast channels, feedback, MIMO systems, throughput.

I. INTRODUCTION

It is well known that multiple antennas can improve the spectral efficiency. This paper considers broadcast channels with L antennas at the base station and m single-antenna users. To achieve the full benefit, perfect channel state information (CSI) is required at both receiver and transmitter. Perfect CSI at the receiver can be obtained by estimation from the received signal. However, if CSI at the transmitter (CSIT) is obtained from feedback, perfect CSIT requires an infinite feedback rate. As this is not feasible in practice, it is important to

analyze the effect of finite rate feedback and design efficient strategy accordingly.

The feedback models for broadcast channels are described as follows. To save feedback rate on power control, we assume a power on/off strategy¹ where each user is either turned on with a constant power or turned off. For a given channel realization, the users quantize their channel states into finite bits and feedback the corresponding indices to the base station. After receiving the feedback from users, the base station decides which users should be turned on and then forms beamforming vectors for transmission.

Broadcast channels with feedback have been widely studied recently. Ideally, if the base station has the perfect CSI, dirty paper codes or zero-forcing transmission can help clean off interference among users. However, with only finite rate feedback on CSI, the base station does not know the perfect channel state information and therefore interference from other users is inevitable. The interference gets so strong at high signal-to-noise ratio (SNR) regions that the system throughput is upper bounded by a constant even when SNR approaches infinity. This phenomena, called interference domination, was reported on in [1], [2]. One way to combat it is to allow the number of users to be much larger than the number of antennas at the base station. With sufficiently many independent realizations of the channel, it is possible to obtain L orthogonal users with feedback: Sharif and Hassibi select users whose channel directions are close to a random generated basis vectors in [1]; Yoo, et. al., pick up near orthogonal users in an iterative way [3], [4]. Recently, Bayesteh and Khandani quantified the feedback required as a function of the number of users [5], [6]. Another approach is to fix both the number of antennas at the base station and the system size (the number of users). It has been shown in [7] that the maximum achievable multiplexing gain is one (at high SNR) with finite rate feedback. The full multiplexing gain requires the feedback rate increases linearly with SNR [2]. In both approaches, a homogeneous system is assumed where all the users share the same path loss coefficient and feedback resource.

Separate from the above, this paper studies a more

Manuscript received November 1, 2007; revised April 15, 2008. This work was supported by NSF Grants DMS-0505680, CCF-0728955, ECCS-0725915, and Thomson Inc. Part of content was presented at the Conference on Information Sciences and Systems, Baltimore, MD, March 2007.

W. Dai is with the Department of Electrical and Computer Engineering, University of Illinois at Urbana-Champaign, Urbana, IL 61801, USA (email: wei.dai@colorado.edu).

Y. Liu and B. C. Rider are with the Department of Electrical and Computer Engineering and the Department of Mathematics, respectively, University of Colorado at Boulder, Boulder, CO 80309, USA (email: eugeneliu@ieee.org, brian.rider@colorado.edu).

W. Gao is with Thomson Inc., Two Independence Way, Princeton, NJ 08540, USA (email: wen.gao@thomson.net).

¹This assumption will be further validated in Section II.

realistic scenario:

- We consider heterogeneous systems where different users may have different path loss coefficients and feedback rates.
- The size of the broadcast system is small. That is, the number of users and the number of antennas at the base station are typically of the same order. Note that a cooperative communication network can often be viewed as a composition of multi-access and broadcast sub-systems with a small number of users. Research on broadcast systems of small size also provides insights into cooperative communications.
- Analysis and design are valid for arbitrary SNR.

According to the authors' knowledge, the above practically important scenario has not been systematically studied due to the associated difficulty in analysis.

For such systems, we solve the interference domination problem by choosing the appropriate number of on-users s . This solution comes from an asymptotic analysis where L, m, s and the feedback rates approach infinity linearly. As have been demonstrated in [8] and will be verified in our simulations in Fig. 1, this type of asymptotic analysis is surprisingly reliable when being applied to small systems. The main asymptotic results include:

- It is asymptotically optimal to only quantize the channel directions and ignore the channel magnitude information. The asymptotically optimal feedback function and codebook are derived accordingly.
- A realistic on/off criterion is proposed to decide which users should be turned on.
- The corresponding throughput per antenna converges to a constant, defined as the *spatial efficiency*. It is a function of the normalized number of on-users $\bar{s} = \frac{s}{L}$. Further, there exists a unique $\bar{s} \in (0, 1)$ to maximize the the spatial efficiency.

Based on the insights obtained from the above asymptotic results, we develop a scheme to choose the appropriate s for systems with finite L and m . Simulations show that the gain achieved by choosing s is significant compared with the strategies where $s = L$ [2]. In addition, our scheme has the following advantages.

- It is valid for heterogeneous systems.
- The associated computation complexity is low. In the proposed scheme, the choice of on-users is independent of the channel realization, and therefore there is no need to select on-users every fading block. The computation complexity is much smaller than that of user selection [1], [5], [6].
- Only on-users need to feedback CSI, which saves the precious feedback resource.

II. SYSTEM MODEL

Consider a broadcast channel with L antennas at the base station and m single-antenna users. Assume that the base station employs zero forcing transmitter. Let $\gamma_i \geq 0$ ($1 \leq i \leq m$) be the path loss coefficient for user i . Then the received signal $Y_i \in \mathbb{C}$ for user i is given by

$$Y_i = \sqrt{\gamma_i} \mathbf{h}_i^\dagger \left(\sum_{j=1}^m \mathbf{q}_j X_j \right) + W_i,$$

where $\mathbf{h}_i \in \mathbb{C}^{L \times 1}$ is the channel state vector for user, $\mathbf{q}_j \in \mathbb{C}^{L \times 1}$ is the zero-forcing beamforming vector for user j , $X_j \in \mathbb{C}$ is the source signal for the user j and $W_i \in \mathbb{C}$ is the circularly symmetric complex Gaussian noise with zero mean and unit variance $\mathcal{CN}(0, 1)$. Here, we assume that $\mathbf{q}_j^\dagger \mathbf{q}_j = 1$ and the Rayleigh block fading channel model: the entries of \mathbf{h}_i are independent and identically distributed (i.i.d.) $\mathcal{CN}(0, 1)$. Without loss of generality, we assume that $L \leq m$; if $L > m$, adding $L - m$ users with $\gamma_i = 0$ yields an equivalent system with $L' = m$.

For the above broadcast system, it is natural to assume a total power constraint

$$\sum_{i=1}^m \mathbb{E} [|X_i|^2] \leq \rho.$$

Further, we assume a power on/off strategy with a constant number of on-users as follows.

- A1) Power on/off strategy: a source X_i is either turned on with a constant power P_{on} or turned off.
- A2) A constant number of on-users: we assume that the number of on-users s ($1 \leq s \leq m$) is a constant independent of the specific channel realizations, and thus $P_{\text{on}} = \frac{\rho}{s}$. Here, s is allowed to be a function of SNR, which distinguishes this paper from [1], [2] where $s = L$ always.

A similar strategy has been demonstrated near optimal for single user MIMO systems in our work [8]. Although little is known about the optimality of the proposed strategy in broadcast systems, we adopt it for two reasons: first, this strategy has simple implementation and similar forms are employed in many practical systems, see IEEE802.20 and IEEE802.22 for example; second, it saves precious feedback resources on power control.

The finite rate feedback model is then described as follows. Assume that both base station and user i knows γ_i^2 but only user i knows the channel state realization \mathbf{h}_i perfectly. For given channel realizations $\mathbf{h}_1 \cdots \mathbf{h}_m$,

²There are many ways in which the base station obtains γ_i . A simple example could be that the base station measures the feedback signal strength.

an on-user i quantizes his channel \mathbf{h}_i into R_i bits and then feeds the corresponding index to the base station. Formally, let $\mathcal{B}_i = \{\hat{\mathbf{h}} \in \mathbb{C}^{L \times 1}\}$ with $|\mathcal{B}_i| = 2^{R_i}$ be a channel state codebook for user i . Then the quantization function is given by $\mathbf{q}(\mathbf{h}_i, \mathcal{B}_i) = \hat{\mathbf{h}}_i$. In Section III-A and III-B, we will show how to design \mathbf{q} and \mathcal{B} respectively.

After receiving feedback information from users, the base station decides which s users should be turned on and forms zero-forcing beamforming vectors for them. Let A_{on} be the set of the s on-users. The zero-forcing beamforming vectors \mathbf{q}_i 's $i \in A_{\text{on}}$ is calculated as follows³. Let \mathcal{P}_i^\perp be the plane generated by

$$\{\hat{\mathbf{h}}_j : j \in A_{\text{on}} \setminus \{i\}\}.$$

Let \mathcal{P}_i be the orthogonal complement of \mathcal{P}_i^\perp and t be the dimensions of \mathcal{P}_i . Let $\mathbf{T}_i \in \mathbb{C}^{L \times t}$ be a random matrix whose columns are orthonormal and span the plane \mathcal{P}_i . Then \mathbf{q}_i is the *unitary projection* of $\hat{\mathbf{h}}_i$ on \mathbf{T}_i , that is,

$$\mathbf{q}_i := \mathbf{T}_i \mathbf{T}_i^\dagger \hat{\mathbf{h}}_i / \|\mathbf{T}_i \mathbf{T}_i^\dagger \hat{\mathbf{h}}_i\|.$$

Here, if $s = 1$ and $A_{\text{on}} = \{i\}$, \mathbf{T}_i is a $L \times L$ unitary matrix and

$$\mathbf{q}_i = \hat{\mathbf{h}}_i / \|\hat{\mathbf{h}}_i\|.$$

III. ASYMPTOTIC ANALYSIS

As m and L are of the same order, we consider the asymptotic region where L, m, R_i 's $\rightarrow \infty$ linearly.

A. Design of Quantization Function

Generally speaking, full information of \mathbf{h}_i contains the direction information $\mathbf{v}_i := \mathbf{h}_i / \|\mathbf{h}_i\|$ and the magnitude information $\|\mathbf{h}_i\|$. In our Rayleigh fading channel model, it is well known that \mathbf{v}_i and $\|\mathbf{h}_i\|$ are independent. Intuitively, joint quantization of \mathbf{v}_i and $\|\mathbf{h}_i\|$ is preferred.

Interestingly, Proposition 1 implies that there is no need to quantize the channel magnitudes. Indeed, as $L, m \rightarrow \infty$ linearly, all users' channel magnitudes concentrate on a single value in probability.

Proposition 1: For $\forall \epsilon > 0$, as $L, m \rightarrow \infty$ with $\frac{m}{L} \rightarrow \bar{m} \in \mathbb{R}^+$,

$$\Pr \left(\max_{1 \leq i \leq m} \frac{1}{L} \|\mathbf{h}_i\|^2 \geq 1 + \epsilon \right) \rightarrow 0,$$

and

$$\Pr \left(\min_{1 \leq i \leq m} \frac{1}{L} \|\mathbf{h}_i\|^2 \leq 1 - \epsilon \right) \rightarrow 0.$$

The proof is given in Appendix A. It is noteworthy that whether the users' channel magnitudes concentrate

³Our interpretation of constructing zero forcing beamforming vectors is different from the traditional one (see [4] for example). We adopt the unitary projection because not only does it have an explicit geometric meaning but also it provides a nice "isotropic" property, which is crucial in proofs (see Appendix C and D for details).

or not depends on the relationship between L and m : the concentration happens when L and m are of the same order. To fully understand Proposition 1, it is important to realize that the Law of Large Numbers does not imply that all users' channel magnitudes will concentrate uniformly. The Law of Large Numbers says that $\frac{1}{L} \|\mathbf{h}_i\| \rightarrow 1$ almost surely for any given i . However, if m approaches infinity exponentially with L , there are certain number of users whose channel magnitudes are larger than others', and therefore it may be still beneficial to quantize and feedback channel magnitude information. Formally, consider a broadcast channel with $\gamma_1 = \dots = \gamma_m = 1$. As $L, m \rightarrow \infty$ with $\log(m)/L \rightarrow \bar{m}' \in \mathbb{R}^+$, there exists an $\epsilon > 0$, $\delta_1 > 0$ and $\delta_2 > 0$ such that

$$\frac{1}{L} \log \left\{ i : \frac{1}{L} \|\mathbf{h}_i\|^2 > 1 + \frac{\epsilon}{2} \right\} \rightarrow \delta_1,$$

and

$$\frac{1}{L} \log \left\{ i : \frac{1}{L} \|\mathbf{h}_i\|^2 < 1 - \frac{\epsilon}{2} \right\} \rightarrow \delta_2$$

in probability. The proof follows from the standard large deviation technique and is omitted here.

Proposition 1 implies that it is sufficient to quantize the channel direction information only and omit the channel magnitude information. For this quantization, the codebook is given by $\mathcal{B}_i = \{\mathbf{p} \in \mathbb{C}^{L \times 1} : \|\mathbf{p}\| = 1\}$ with $|\mathcal{B}_i| = 2^{R_i}$. Let $\mathbf{v}_i = \mathbf{h}_i / \|\mathbf{h}_i\|$. The quantization output is given by

$$\mathbf{p}_i = \mathbf{q}(\mathbf{h}_i, \mathcal{B}_i) = \arg \max_{\mathbf{p} \in \mathcal{B}_i} |\mathbf{v}_i^\dagger \mathbf{p}|. \quad (1)$$

B. Asymptotically Optimal Codebooks

Consider design of codebooks. Given the quantization function (1), the distortion of a given codebook \mathcal{B}_i is the average chordal distance between the actual and quantized channel directions corresponding to the codebook \mathcal{B}_i and defined as

$$D(\mathcal{B}_i) := 1 - \mathbb{E}_{\mathbf{h}_i} \left[\max_{\mathbf{p} \in \mathcal{B}_i} |\mathbf{v}_i^\dagger \mathbf{p}|^2 \right].$$

The following lemma bounds the minimum achievable distortion for a given codebook rate.

Lemma 1: Define $D^*(R) \triangleq \inf_{\mathcal{B}: |\mathcal{B}| \leq 2^R} D(\mathcal{B})$. Then

$$\begin{aligned} \frac{L-1}{L} 2^{-\frac{R}{L-1}} (1 + o(1)) &\leq D^*(R) \\ &\leq \frac{\Gamma\left(\frac{1}{L-1}\right)}{L-1} 2^{-\frac{R}{L-1}} (1 + o(1)), \end{aligned} \quad (2)$$

and as L and R approach infinity with $\frac{R}{L} \rightarrow \bar{r} \in \mathbb{R}^+$,

$$\lim_{(L,R) \rightarrow \infty} D^*(R) = 2^{-\bar{r}}.$$

The following Lemma shows that a random codebook is asymptotically optimal in probability.

Lemma 2: Let $\mathcal{B}_{\text{rand}}$ be a random codebook where the vectors $\mathbf{p} \in \mathcal{B}_{\text{rand}}$'s are independently generated from the isotropic distribution. Let $R = \log |\mathcal{B}_{\text{rand}}|$. As $L, R \rightarrow \infty$ with $\frac{R}{L} \rightarrow \bar{r} \in \mathbb{R}^+$, for $\forall \epsilon > 0$,

$$\lim_{(L,R) \rightarrow \infty} \Pr \{ \mathcal{B}_{\text{rand}} : D(\mathcal{B}_{\text{rand}}) > 2^{-\bar{r}} + \epsilon \} = 0.$$

The proofs of Lemma 1 and 2 are given in our paper [9]. Due to the asymptotic optimality of random codebooks, we assume that the codebooks \mathcal{B}_i 's $i = 1, \dots, m$ are independent and randomly constructed throughout this paper.

C. On/off Criterion

After receiving feedback from users, the base station should decide which s users should be turned on.

Ideally, for given channel realizations $\mathbf{h}_1, \dots, \mathbf{h}_m$, the optimal set of on users A_{on}^* should be chosen to maximize the instantaneous mutual information. However, finding A_{on}^* requires exhaustive search, whose complexity exponentially increases with m .

A suboptimal option is the random orthonormal beams construction method in [1]: the base station randomly constructs L orthonormal beams $\mathbf{b}_1, \dots, \mathbf{b}_L$, finds the users with highest signal-to-noise-plus-interference ratios (SINRs) through feedback from users, and then transmits to these selected users. Note that the maximum SINR achievable for user i is $\max_{1 \leq k \leq L} |\mathbf{h}_i^\dagger \mathbf{b}_k|$. However, Proposition 2 below shows that in our asymptotic region where $L, m \rightarrow \infty$ linearly, all users' channels are near orthogonal to all of the L orthonormal beams \mathbf{b}_i 's. Therefore, all users' maximum SINRs approach zero uniformly in probability, and no user should be turned on in probability. The method in [1] fails in our asymptotic region.

Proposition 2: Given $\forall \epsilon > 0$ and any L orthonormal beams $\mathbf{b}_k \in \mathbb{C}^{L \times 1}$ $1 \leq k \leq L$, as $L, m \rightarrow \infty$ linearly with $\frac{m}{L} \rightarrow \bar{m} \in \mathbb{R}^+$,

$$\lim_{(L,m) \rightarrow \infty} \Pr \left(\max_{1 \leq i \leq m, 1 \leq k \leq L} \frac{1}{L} |\mathbf{h}_i^\dagger \mathbf{b}_k| > \epsilon \right) = 0.$$

Proof: See Appendix B. ■

In this paper, we take another approach where the on/off decision is independent of channel directions. We start with the throughput analysis for a specific on-user $i \in A_{\text{on}}$. Note that

$$Y_i = \sqrt{\gamma_i} \mathbf{h}_i^\dagger \mathbf{q}_i X_i + \left(\sqrt{\gamma_i} \mathbf{h}_i^\dagger \sum_{j \in A_{\text{on}} \setminus \{i\}} \mathbf{q}_j X_j + W \right).$$

The signal power and interference power for user i are given by

$$P_{\text{sig},i} = \frac{\rho}{s} \gamma_i |\mathbf{h}_i^\dagger \mathbf{q}_i|^2 \quad (3)$$

and

$$P_{\text{int},i} = \frac{\rho}{s} \gamma_i \sum_{j \in A_{\text{on}} \setminus \{i\}} |\mathbf{h}_i^\dagger \mathbf{q}_j|^2 \quad (4)$$

respectively. If the choice of A_{on} is independent of the channel directions \mathbf{v}_i 's, we have a nice property regarding to $P_{\text{sig},i}$ and $P_{\text{int},i}$.

Theorem 1: Let $|A_{\text{on}}| = s$ be chosen independently of \mathbf{v}_i 's. Let L, m, s, R_i 's $\rightarrow \infty$ with $\frac{m}{L} \rightarrow \bar{m} \in \mathbb{R}^+$, $\frac{s}{L} \rightarrow \bar{s} \in [0, 1]$ and $\frac{R_i}{L} \rightarrow \bar{r}_i \in \mathbb{R}^+$. Assume that \mathbf{v}_i 's $i \in A_{\text{on}}$ are independent. Then for $\forall i \in A_{\text{on}}$,

$$P_{\text{sig},i} \rightarrow \frac{\rho}{\bar{s}} \gamma_i (1 - 2^{-\bar{r}_i}) (1 - \bar{s}),$$

$$P_{\text{int},i} \rightarrow \rho \gamma_i 2^{-\bar{r}_i},$$

and therefore the throughput of user i satisfies

$$\mathcal{I}_i := \log \left(1 + \frac{P_{\text{sig},i}}{1 + P_{\text{int},i}} \right) \rightarrow \log \left(1 + \eta_i \frac{1 - \bar{s}}{\bar{s}} \right),$$

in probability, where

$$\eta_i := \frac{\rho \gamma_i (1 - 2^{-\bar{r}_i})}{1 + \rho \gamma_i 2^{-\bar{r}_i}}. \quad (5)$$

Proof: See Appendix C and D. ■

Theorem 1 shows that if A_{on} is independent of \mathbf{v}_i 's, \mathcal{I}_i is a function of η_i but independent of the specific channel realization \mathbf{h}_i in probability. Based on this fact, we select the set of s on-users A_{on} such that $|A_{\text{on}}| = s$ and

$$A_{\text{on}} = \{i : \eta_i \geq \eta_j \text{ for } \forall j \notin A_{\text{on}}\}; \quad (6)$$

if there are multiple candidates, we randomly choose one of them. It is the asymptotically optimal on/off selection if the on/off decision is independent of the channel direction information. The difference between the throughput achieved by optimal on/off criterion (requiring exhaustive search) and the proposed (6) remains unknown.

D. The Spatial Efficiency

We define the spatial efficiency (bits/sec/Hz/antenna) as

$$\bar{\mathcal{I}}(\bar{s}) := \lim_{(L,m,s,R_i) \rightarrow \infty} \bar{\mathcal{I}}^{(L)},$$

where L, m, s, R_i 's $\rightarrow \infty$ in the same way as before, $\bar{\mathcal{I}}^{(L)}$ is the average throughput per antenna given by

$$\bar{\mathcal{I}}^{(L)} := \mathbb{E}_{\mathcal{B}_i, \mathbf{h}_i} \left[\frac{1}{L} \sum_{i \in A_{\text{on}}} \log \left(1 + \frac{P_{\text{sig},i}}{1 + P_{\text{int},i}} \right) \right],$$

and A_{on} , $P_{\text{sig},i}$ and $P_{\text{int},i}$ are defined in (6), (3) and (4) respectively.

We shall quantify $\bar{\mathcal{I}}(\bar{s})$ for a given \bar{s} . Define the empirical distribution of η_i as

$$\mu_\eta^{(m)}(\eta \leq x) := \frac{1}{m} |\{\eta_i : \eta_i \leq x\}|,$$

and assume that $\mu_\eta := \lim \mu_\eta^{(m)}$ exists weakly as L, m, R_i 's $\rightarrow \infty$. In order to cope with μ_η 's with mass points, define

$$\int_{x^+}^{\infty} f(\eta) d\mu_\eta := \lim_{\Delta x \downarrow 0} \int_{x+\Delta x}^{\infty} f(\eta) d\mu_\eta$$

for $\forall x \in \mathbb{R}$, where f is a integrable function with respect to μ_η . Then $\bar{\mathcal{I}}(\bar{s})$ is computed in the following theorem.

Theorem 2: Let L, m, s, R_i 's $\rightarrow \infty$ with $\frac{m}{L} \rightarrow \bar{m}$, $\frac{s}{L} \rightarrow \bar{s}$ and $\frac{R_i}{L} \rightarrow \bar{r}_i$. Define

$$\eta_{\bar{s}} := \sup \left\{ \eta : \bar{m} \int_{\eta}^{\infty} d\mu_\eta > \bar{s} \right\}.$$

Then as $\bar{s} \notin (0, 1)$, $\bar{\mathcal{I}}(\bar{s}) = 0$. If $\bar{s} \in (0, 1)$,

$$\begin{aligned} \bar{\mathcal{I}}(\bar{s}) &= \bar{m} \int_{\eta_{\bar{s}}^+}^{\infty} \log \left(1 + \eta \frac{1 - \bar{s}}{\bar{s}} \right) d\mu_\eta \\ &+ \left(\bar{s} - \bar{m} \int_{\eta_{\bar{s}}^+}^{\infty} d\mu_\eta \right) \log \left(1 + \eta_{\bar{s}} \frac{1 - \bar{s}}{\bar{s}} \right). \end{aligned} \quad (7)$$

Proof: It actually follows from Theorem 1. \blacksquare

We are also interested in finding the optimal \bar{s} to maximize $\bar{\mathcal{I}}(\bar{s})$. Though $\bar{\mathcal{I}}(\bar{s})$ is not a concave function in general, the following theorem provides a criterion to find the optimal \bar{s} .

Theorem 3: $\bar{\mathcal{I}}(\bar{s})$ is maximized at a unique $\bar{s}^* \in (0, 1)$ such that

$$0 \in \left[\liminf_{\Delta \bar{s} \rightarrow 0} \frac{\bar{\mathcal{I}}(\bar{s}^*) - \bar{\mathcal{I}}(\bar{s}^* - \Delta \bar{s})}{\Delta \bar{s}}, \limsup_{\Delta \bar{s} \rightarrow 0} \frac{\bar{\mathcal{I}}(\bar{s}^*) - \bar{\mathcal{I}}(\bar{s}^* - \Delta \bar{s})}{\Delta \bar{s}} \right]. \quad (8)$$

The proof is in Appendix E. The corresponding $\bar{\mathcal{I}}(\bar{s}^*)$ is the maximum achievable spatial efficiency for the proposed power on/off strategy. It is noteworthy that \bar{s}^* is not a monotone function of SNR ρ according to our empirical calculation.

IV. FINITE DIMENSIONAL SYSTEM DESIGN

Based on the above asymptotic results, we now propose a scheme for systems with finite L and m .

A. Throughput Estimation for Finite Dimensional Systems

While asymptotic analysis provide many insights, we do not apply asymptotic results directly for a finite dimensional system. The reason is that in asymptotic analysis $\frac{1}{L} \rightarrow 0$ while $\frac{1}{L} > 0$ for finite dimensional systems. To see the difference more explicitly, let us calculate the main order term of the throughput for user

$i \in A_{\text{on}}$. For user $i \in A_{\text{on}}$, the corresponding throughput is

$$\begin{aligned} \mathcal{I}_i &= \mathbb{E} \left[\log \left(1 + \frac{P_{\text{sig},i}}{1 + P_{\text{int},i}} \right) \right] \\ &= \log \left(1 + \frac{\mathbb{E}[P_{\text{sig},i}]}{1 + \mathbb{E}[P_{\text{int},i}]} \right) \\ &+ \mathbb{E} \left[\log \left(\frac{1 + P_{\text{sig},i} + P_{\text{int},i}}{1 + \mathbb{E}[P_{\text{sig},i}] + \mathbb{E}[P_{\text{int},i}]} \right) \right] \\ &- \mathbb{E} \left[\log \left(\frac{1 + P_{\text{int},i}}{1 + \mathbb{E}[P_{\text{int},i}]} \right) \right], \end{aligned}$$

where $P_{\text{sig},i}$ and $P_{\text{int},i}$ are defined in (3) and (4). We quantify $\mathbb{E}[P_{\text{sig},i}]$ and $\mathbb{E}[P_{\text{int},i}]$ in below.

Theorem 4: Let \mathcal{B}_i 's be randomly constructed and $D_i = \mathbb{E}_{\mathcal{B}_i}[D(\mathcal{B}_i)]$ for all $1 \leq i \leq m$. For randomly chosen A_{on} and $i \in A_{\text{on}}$, if $1 \leq s \leq L$

$$\begin{aligned} \mathbb{E}[P_{\text{sig},i}] &= \gamma_i \rho \frac{L}{s} \left[(1 - D_i) \left(1 - \frac{s-1}{L} \right) \right. \\ &\left. + D_i \frac{s-1}{L(L-1)} \right], \end{aligned} \quad (9)$$

and

$$\mathbb{E}[P_{\text{int},i}] = \gamma_i \rho \frac{L}{s} \frac{s-1}{L-1} D_i; \quad (10)$$

if $s > L$, $\mathbb{E}[P_{\text{sig},i}] = 0$.

The proof is provided in Appendix C and D. Define

$$\mathcal{I}_{\text{main},i} := \log \left(1 + \frac{\mathbb{E}[P_{\text{sig},i}]}{1 + \mathbb{E}[P_{\text{int},i}]} \right). \quad (11)$$

It can be verified from Theorem 1 that $\mathcal{I}_i = \mathcal{I}_{\text{main},i} + o(1)$ and therefore $\mathcal{I}_{\text{main},i}$ is the main order term of \mathcal{I}_i . Then the difference between asymptotic analysis and finite dimensional systems analysis is clear. In the limit, $\frac{s-1}{L} \rightarrow \bar{s}$ and $\frac{R_i}{L-1} \rightarrow \bar{r}_i$. However, for finite dimensional systems, simply substituting the asymptotic values into (9-11) directly introduces unpleasant error, especially when L is small. Therefore, to estimate \mathcal{I}_i ($\forall i \in A_{\text{on}}$) for finite dimensional systems, we have to rely on (9)-(11).

The calculation of $\mathbb{E}[P_{\text{sig},i}]$ and $\mathbb{E}[P_{\text{int},i}]$ relies on quantification of D_i . In general, it is difficult to compute D_i precisely. Note that the upper bound in (2) is derived by evaluating the average performance of random codebooks (see [9] for details). We use its main order term to estimate D_i :

$$D_i \approx \frac{\Gamma\left(\frac{1}{L-1}\right)}{L-1} 2^{-\frac{R_i}{L-1}}.$$

B. A Scheme for Finite Dimensional Systems

Given system parameters, a practical scheme finding the appropriate s and A_{on} is developed.

For a given s , the set of A_{on} is decided as follows: calculate $\mathcal{I}_{\text{main},1}, \dots, \mathcal{I}_{\text{main},m}$ according to (11) and

choose the s users with the largest $\mathcal{I}_{\text{main},i}$'s to turn on; if there exists an ambiguity, random selection is employed to resolve it. For example, if $\mathcal{I}_{\text{main},1} = \mathcal{I}_{\text{main},2} = \dots = \mathcal{I}_{\text{main},m}$, the s on-users are randomly drawn from all the m users. Note again, that A_{on} is independent of the channel realization.

The appropriate s is chosen as follows. Let

$$\mathcal{I}_{\text{main}}(s) = \max_{A_{\text{on}}: |A_{\text{on}}|=s} \sum_{i \in A_{\text{on}}} \mathcal{I}_{\text{main},i}.$$

We choose the number of on-users to be

$$s_{\text{main}}^* = \arg \max_{1 \leq s \leq L} \mathcal{I}_{\text{main}}(s).$$

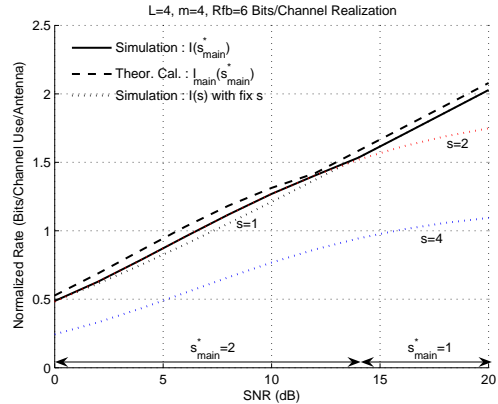
Although the above procedure involves exhaustive search, the corresponding complexity is actually low. First, the calculations are independent of instantaneous channel realizations. Only system parameters L , m , γ_i 's, R_i 's and ρ , are needed. Provided that γ_i 's change slowly, the base station does not need to recalculate s_{main}^* and A_{on} frequently. Second, $R_i = R_j$ in most systems. For such systems, the s on-users are just simply the users with the largest γ_i 's.

After calculating s_{main}^* and A_{on} , the base station broadcast A_{on} to all the users. For each fading block, the system works as follows. 1) At the beginning of each fading block, the base station broadcasts a single channel training sequence to help all the users estimate their channel states \mathbf{h}_i 's. 2) After estimating their \mathbf{h}_i 's, the on-users quantize \mathbf{h}_i 's into \mathbf{p}_i 's according to (1) and feed the corresponding indices to the base station. 3) The base station then calculates the transmit beamforming vectors \mathbf{q}_i 's and transmits $\mathbf{q}_i X_i$'s.

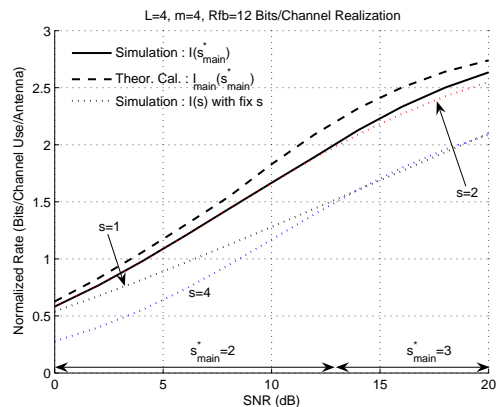
Remark 1 (Fairness Scheduling): For systems with $\gamma_i \neq \gamma_j$ or $R_i \neq R_j$, there may be some users always turned off according to the above scheme. Fairness scheduling is therefore needed to ensure fairness of the system. An example could be as follows. Given m users, calculate the corresponding s_{main}^* and A_{on} , and then turns on the users in A_{on} for the first fading block. At the second fading block, only consider the users who have not been turned on $\{1, \dots, m\} \setminus A_{\text{on}}$. Calculate the corresponding s_{main}^* and A_{on} , and then turns on the users in the new A_{on} . Proceed this process until all users have been turned on once. Then start a new scheduling cycle.

C. Simulation Results

Fig. 1 gives the simulation results for the proposed scheme using zero-forcing. In the simulations, $L = m = 4$. For simplicity, we assume that $\gamma_1 = \gamma_2 = \dots = \gamma_m = 1$ and $R_1 = R_2 = \dots = R_m = R_{\text{fb}}$. With these assumptions, the s on-users can be randomly chosen from all the m users. Without loss of generality, we assume that $A_{\text{on}} \equiv \{1, \dots, s\}$. Let $\mathcal{I}(s) = \sum_{i \in A_{\text{on}}} \mathcal{I}_i$.



(a) $R_{\text{fb}} = 6$ Bits/Channel Realization



(b) $R_{\text{fb}} = 12$ Bits/Channel Realization

Fig. 1. Total Throughput for Zero Forcing Beamforming

In Fig. 1, the solid lines are the simulations of $\mathcal{I}(s_{\text{main}}^*)$ while the dashed lines are the theoretical calculation of $\mathcal{I}_{\text{main}}(s_{\text{main}}^*)$. The simulation results show that the optimal s is a function of ρ and R_{fb} . For example, $s = 1$ is optimal when $\rho \in [15, 20]$ dB and $R_{\text{fb}} = 6$ bits, while $s = 3$ is optimal for the same SNR region as R_{fb} increases to 12 bits. The reason behind it is that the interference introduced by finite rate quantization is larger when R_{fb} is smaller: when R_{fb} is small, the base station needs to turn off some users to avoid strong interference as SNR gets very large.

We also compare our scheme with the schemes where the number of on-users is a presumed constant (independent of ρ and R_{fb}). The throughput of schemes with presumed s is presented in dotted lines. From the simulation results, the throughput achieved by choosing appropriate s is always better than or equals to that with presumed s . Specifically, compared to the scheme in [2] where $s = L = 4$ always, our scheme achieves a significant gain at high SNR by turning off some users.

It is interesting to observe that given feedback rates,

the optimal number of on-users s_{main}^* is *not* monotonic with SNR ρ . As discussed before, $s_{\text{main}}^* = 1$ as $\rho \rightarrow \infty$ to avoid the interference domination phenomenon. While $\rho \rightarrow 0$, it can be shown that $s_{\text{main}}^* = 1$ as well. For this case, compared with the noise power, the interference is weak and can be ignorable. Setting $s = 1$ avoids signal power loss (the $-\frac{s-1}{L}$ term in (9)) due to zero forcing projection and therefore is optimal. For median SNRs, we have to rely on the scheme in Section IV-B.

V. CONCLUSION

This paper considers heterogeneous broadcast systems with a relatively small number of users. Asymptotic analysis where $L, m, s, R_i \rightarrow \infty$ linearly is employed to get insight into system design. We derive the asymptotically optimal feedback strategy, propose a realistic on/off criterion, and quantify the spatial efficiency. The key observation is that the number of on-users should be appropriately chosen as a function of system parameters. Finally, a practical scheme is developed for finite dimensional systems. Simulations show that this scheme achieves a significant gain compared with previously studied schemes with presumed number of on-users.

APPENDIX

A. Proof of Proposition 1

This proposition is proved by standard large deviation argument. Note that $\|\mathbf{h}_i\|$'s ($i = 1, \dots, m$) are independent and identically distributed.

$$\begin{aligned} & \Pr \left(\max_{1 \leq i \leq m} \frac{1}{L} \|\mathbf{h}_i\|^2 \geq 1 + \epsilon \right) \\ &= 1 - \left(\Pr \left(\frac{1}{L} \|\mathbf{h}_1\|^2 < 1 + \epsilon \right) \right)^m \\ &= 1 - \exp \left\{ m \log \left(1 - \Pr \left(\frac{1}{L} \|\mathbf{h}_1\|^2 \geq 1 + \epsilon \right) \right) \right\}. \end{aligned}$$

For all $\alpha \in (0, 1)$, by Chebyshev's inequality,

$$\begin{aligned} & \Pr \left(\frac{1}{L} \|\mathbf{h}_1\|^2 \geq 1 + \epsilon \right) \\ &= \Pr \left(\sum_{l=1}^L (|h_{1,l}|^2 - 1) \geq L\epsilon \right) \\ &\leq \exp \left\{ -L \left(\alpha\epsilon - \log \mathbb{E} \left[e^{\alpha(|h_{1,1}|^2 - 1)} \right] \right) \right\} \\ &= \exp \left\{ -L \left(\alpha(1 + \epsilon) + \log(1 - \alpha) \right) \right\}. \end{aligned}$$

Take $\alpha = \frac{\epsilon}{1+\epsilon}$. We have

$$\Pr \left(\frac{1}{L} \|\mathbf{h}_1\|^2 \geq 1 + \epsilon \right) \leq \exp \left\{ -L(\epsilon - \log(1 + \epsilon)) \right\}.$$

Let $f^+(\epsilon) := \epsilon - \log(1 + \epsilon)$. It can be verified that $f^+(\epsilon) > 0$ for $\epsilon > 0$. Thus, for any given $\delta > 0$, if L is sufficiently large,

$$\begin{aligned} & \Pr \left(\max_{1 \leq i \leq m} \frac{1}{L} \|\mathbf{h}_i\|^2 \geq 1 + \epsilon \right) \\ &\leq 1 - \exp \left(\bar{m}L(1 + o(1)) \log \left(1 - \exp(-Lf^+(\epsilon)) \right) \right) \\ &= 1 - \exp \left(-\bar{m}Le^{-Lf^+(\epsilon)}(1 + o(1)) \right) \leq \delta, \end{aligned}$$

which proves the first part of Proposition 1.

The second part is proved similarly. For any given $\delta > 0$,

$$\begin{aligned} & \Pr \left(\min_{1 \leq i \leq m} \frac{1}{L} \|\mathbf{h}_i\|^2 \leq 1 - \epsilon \right) \\ &= 1 - \exp \left\{ m \log \left(1 - \Pr \left(\frac{1}{L} \|\mathbf{h}_i\|^2 \leq 1 - \epsilon \right) \right) \right\} \\ &\stackrel{(a)}{\leq} 1 - \exp \left\{ m \log \left(1 - e^{-L(\alpha(1-\epsilon) + \log(1-\epsilon))} \right) \right\} \\ &\stackrel{(b)}{=} 1 - \exp \left\{ m \log \left(1 - e^{-L(-\log(1-\epsilon) - \epsilon)} \right) \right\} \\ &\stackrel{(c)}{=} 1 - \exp \left\{ -\bar{m}Le^{-L(-\log(1-\epsilon) - \epsilon)}(1 + o(1)) \right\} \leq \delta, \end{aligned}$$

where (a) holds for all $\alpha \in (-1, 0)$ (by Chebyshev's inequality), (b) follows from setting $\alpha = -\frac{\epsilon}{1-\epsilon}$, and (c) follows from the fact that $-\log(1-\epsilon) - \epsilon > 0$ for $\epsilon \in (0, 1)$ and the Taylor's expansion of $\log(1-x)$.

B. Proof of Proposition 2

This proposition is based on the observation that $[\mathbf{h}_i^\dagger \mathbf{b}_k] \sim \mathcal{CN}(0, 1)$ are i.i.d. ($1 \leq i \leq m, 1 \leq k \leq L$). Let $\mathbf{B} = [\mathbf{b}_1 \cdots \mathbf{b}_L]$. Then the above observation is verified by $\mathbb{E}[(\mathbf{B}^\dagger \mathbf{h}_i)(\mathbf{B}^\dagger \mathbf{h}_i)] = \mathbf{I}$, and $\mathbb{E}[(\mathbf{B}^\dagger \mathbf{h}_i)(\mathbf{B}^\dagger \mathbf{h}_j)] = 0$ for $i \neq j$. Note that

$$\Pr \left(\left| \mathbf{h}_1^\dagger \mathbf{b}_1 \right|^2 > L\epsilon \right) = e^{-L\epsilon}.$$

For any given $\delta > 0$, as L is sufficiently large,

$$\begin{aligned} & \Pr \left(\max_{1 \leq i \leq m, 1 \leq k \leq L} \frac{1}{L} \left| \mathbf{h}_i^\dagger \mathbf{b}_k \right|^2 > \epsilon \right) \\ &= 1 - \left(1 - \Pr \left(\left| \mathbf{h}_1^\dagger \mathbf{b}_1 \right|^2 > L\epsilon \right) \right)^{mL} \\ &= 1 - \exp \left\{ \bar{m}L^2(1 + o(1)) \right. \\ &\quad \left. \cdot \log \left(1 - \Pr \left(\left| \mathbf{h}_1^\dagger \mathbf{b}_1 \right|^2 > L\epsilon \right) \right) \right\} \\ &= 1 - \exp \left\{ -\bar{m}L^2 e^{-L\epsilon}(1 + o(1)) \right\} \leq \delta, \end{aligned}$$

which completes the proof.

C. Signal Energy Calculation

The signal power can be written as

$$\begin{aligned} \frac{1}{L} \left| \mathbf{h}_1^\dagger \mathbf{q}_1 \right|^2 &= \frac{1}{L} \left| \mathbf{h}_1^\dagger [\mathbf{p}_1 \mathbf{p}_1^\dagger] [\mathbf{p}_1 \mathbf{p}_1^\dagger]^\dagger \mathbf{q}_1 \right|^2 \\ &= \frac{1}{L} \left| \mathbf{h}_1^\dagger \mathbf{p}_1 \mathbf{p}_1^\dagger \mathbf{q}_1 \right|^2 + \frac{1}{L} \left| \mathbf{h}_1^\dagger \mathbf{p}_1^\perp (\mathbf{p}_1^\perp)^\dagger \mathbf{q}_1 \right|^2 \\ &\quad + \frac{1}{L} \left(\mathbf{h}_1^\dagger \mathbf{p}_1 \mathbf{p}_1^\dagger \mathbf{q}_1 \right) \left(\mathbf{q}_1^\dagger \mathbf{p}_1^\perp (\mathbf{p}_1^\perp)^\dagger \mathbf{h}_1 \right) \\ &\quad + \frac{1}{L} \left(\mathbf{h}_1^\dagger \mathbf{p}_1^\perp (\mathbf{p}_1^\perp)^\dagger \mathbf{q}_1 \right) \left(\mathbf{q}_1^\dagger \mathbf{p}_1 \mathbf{p}_1^\dagger \mathbf{h}_1 \right). \end{aligned}$$

1) *Asymptotic Analysis:* Here, we prove that $\frac{1}{L} \mathbf{h}_1^\dagger \mathbf{q}_1 \mathbf{q}_1^\dagger \mathbf{h}_1 \rightarrow (1 - \bar{s})(1 - 2^{-\bar{r}})$. It is an application of the following Lemma 3-5.

Lemma 3: $\frac{1}{L} \left| \mathbf{h}_1^\dagger \mathbf{p}_1 \mathbf{p}_1^\dagger \mathbf{q}_1 \right|^2 \rightarrow (1 - \bar{s})(1 - 2^{-\bar{r}})$.

Proof: We claim that

$$\frac{1}{L} \left| \mathbf{h}_1^\dagger \mathbf{p}_1 \right|^2 \rightarrow 1 - 2^{-\bar{r}}$$

in probability. It follows from the facts that $\frac{1}{L} \|\mathbf{h}\|^2 \rightarrow 1$ in probability and that $\mathbf{v}_1^\dagger \mathbf{p}_1 \mathbf{p}_1^\dagger \mathbf{v}_1 \rightarrow 1 - 2^{-\bar{r}}$ (Lemma 2). We shall show that

$$\left| \mathbf{p}_1^\dagger \mathbf{q}_1 \right|^2 \rightarrow 1 - \bar{s}$$

in probability. Note that \mathbf{p}_1 and \mathbf{T}_1 are isotropically distributed and independent. The statistics of $\mathbf{T}_1^\dagger \mathbf{p}_1$ is the same as that of

$$\frac{1}{\|\mathbf{h}\|/\sqrt{L}} \frac{1}{\sqrt{L}} \mathbf{T}_1^\dagger \mathbf{h}'$$

where $\mathbf{h}' \in \mathbb{C}^{L \times 1}$ is a random Gaussian vector with independent $\mathcal{CN}(0, 1)$ entries. Note that \mathbf{T}_1 has rank $L - (s - 1)$ with probability one. $\mathbf{T}_1^\dagger \mathbf{h}'$ contains $L - s + 1$ i.i.d. $\mathcal{CN}(0, 1)$ entries with probability one. It follows that $\frac{1}{L} \|\mathbf{h}'\|^2 \rightarrow 1$,

$$\frac{1}{L} \left\| \mathbf{T}_1^\dagger \mathbf{h}' \right\|^2 \rightarrow 1 - \bar{s}$$

and

$$\left\| \mathbf{T}_1^\dagger \mathbf{p}_1 \right\|^2 \rightarrow 1 - \bar{s}$$

in probability. Hence,

$$\left| \mathbf{p}_1^\dagger \mathbf{q}_1 \right|^2 = \mathbf{p}_1^\dagger \mathbf{T}_1 \mathbf{T}_1^\dagger \mathbf{p}_1 \rightarrow 1 - \bar{s}$$

in probability. ■

Lemma 4:

$$\frac{1}{L} \left| \mathbf{h}_1^\dagger \mathbf{p}_1^\perp (\mathbf{p}_1^\perp)^\dagger \mathbf{q}_1 \right|^2 \rightarrow 0$$

in probability.

Proof: Suppose that \mathbf{p}_1 is given. Without loss of generality, assume that $\mathbf{p}_1 = [1, 0, \dots, 0]^\dagger$. Let

$$\mathbf{w} := \mathbf{p}_1^\perp (\mathbf{p}_1^\perp)^\dagger \mathbf{h}_1 / \left\| \mathbf{p}_1^\perp (\mathbf{p}_1^\perp)^\dagger \mathbf{h}_1 \right\|$$

be the unitary projection of \mathbf{h}_1 on \mathbf{p}_1^\perp . Then \mathbf{w} has the form $[0, w_1, \dots, w_{L-1}]^\dagger$. We shall show it is invariantly distributed under the rotation

$$\mathcal{U}_L^1 := \begin{bmatrix} 1 & \\ & \mathcal{U}_{L-1} \end{bmatrix}$$

as follows. Let

$$\mathcal{H}_1 := \{\mathbf{h}_1 : \mathbf{q}(\mathbf{h}_1, \mathcal{B}_1) = \mathbf{p}_1\}.$$

Note that for any $\mathbf{U}_L^1 \in \mathcal{U}_L^1$,

$$\mathbf{q}(\mathbf{U}_L^1 \mathbf{h}_1, \mathbf{U}_L^1 \mathcal{B}) = \mathbf{U}_L^1 \mathbf{p}_1 = \mathbf{p}_1.$$

\mathcal{H}_1 is invariantly distributed under \mathcal{U}_L^1 . Further, \mathbf{p}_1^\perp is also invariantly distributed under \mathcal{U}_L^1 . Since \mathbf{w} is nothing but the unitary projection of \mathbf{h}_1 on \mathbf{p}_1^\perp , \mathbf{w} is invariantly distributed under \mathcal{U}_L^1 (see also [10]). Hence, the statistics of \mathbf{w} is the same as that of

$$\frac{\sqrt{L-1}}{\|\mathbf{h}'_{L-1}\|} \frac{1}{\sqrt{L-1}} \begin{bmatrix} 0 \\ \mathbf{h}'_{L-1} \end{bmatrix}$$

where $\mathbf{h}'_{L-1} \in \mathbb{C}^{(L-1) \times 1}$ is a random standard Gaussian vector. It can be verified that for any given $\mathbf{q} \in \mathbb{C}^{L \times 1}$ with unit norm,

$$\frac{1}{\sqrt{L-1}} \begin{bmatrix} 0 \\ \mathbf{h}'_{L-1} \end{bmatrix}^\dagger \mathbf{q} \rightarrow 0$$

in probability. Now note that

$$\frac{1}{L} \left\| \mathbf{p}_1^\perp (\mathbf{p}_1^\perp)^\dagger \mathbf{h}_1 \right\|^2 \rightarrow 2^{-\bar{r}}$$

and

$$\frac{\|\mathbf{h}'_{L-1}\|}{\sqrt{L-1}} \rightarrow 1$$

in probability. This Lemma is proved. ■

Lemma 5:

$$\frac{1}{L} \left(\mathbf{h}_1^\dagger \mathbf{p}_1 \mathbf{p}_1^\dagger \mathbf{q}_1 \right) \left(\mathbf{q}_1^\dagger \mathbf{p}_1^\perp (\mathbf{p}_1^\perp)^\dagger \mathbf{h}_1 \right) \rightarrow 0$$

in probability.

Proof: It follows from that

$$\frac{1}{L} \left| \mathbf{h}_1^\dagger \mathbf{p}_1 \mathbf{p}_1^\dagger \mathbf{q}_1 \right|^2 \rightarrow c < \infty$$

and

$$\frac{1}{L} \left| \mathbf{q}_1^\dagger \mathbf{p}_1^\perp (\mathbf{p}_1^\perp)^\dagger \mathbf{h}_1 \right|^2 \rightarrow 0$$

in probability. ■

⁴If \mathbf{p}_1 does not have the claimed form, we then apply the rotation $[\mathbf{p}_1 \mathbf{p}_1^\dagger]^\dagger$ for some \mathbf{p}_1^\perp to $\mathbf{h}_1, \dots, \mathbf{h}_s$ and $\mathcal{B}_1, \dots, \mathcal{B}_s$. This rotation gives $\mathbf{p}_1^\perp = \mathbf{q}(\mathbf{h}'_1, \mathcal{B}'_1) = [1, 0, \dots, 0]^\dagger$ but will not change the analysis.

2) *Finite Dimensional Analysis*: For finite dimensional system, we shall show that

$$\mathbb{E} \left[\frac{1}{L} \mathbf{h}_1^\dagger \mathbf{q}_1 \mathbf{q}_1^\dagger \mathbf{h}_1 \right] = D_1 \frac{s-1}{L(L-1)}.$$

This result is proved by combining Lemma 6-9.

Lemma 6: Given \mathbf{p}_1 ,

$$\mathbb{E}_{\mathbf{T}_1} \left[\left| \mathbf{p}_1^\dagger \mathbf{q}_1 \right|^2 \right] = \frac{L-s+1}{L}.$$

Furthermore,

$$\mathbb{E}_{\mathbf{h}_1, \mathcal{B}_1} \left[\frac{1}{L} \left| \mathbf{h}_1^\dagger \mathbf{p}_1 \right|^2 \right] = 1 - D_1.$$

Proof: Given \mathbf{p}_1 ,

$$\left| \mathbf{p}_1^\dagger \mathbf{q}_1 \right|^2 = \mathbf{p}_1^\dagger \mathbf{T}_1 \mathbf{T}_1^\dagger \mathbf{p}_1.$$

Note that $\mathbf{T}_1 \in \mathcal{U}_{L \times (L-s+1)}$ with probability one, is isotropically distributed and independent of \mathbf{p}_1 . By arguments on the Grassmann manifold [9], it can be verified that

$$\mathbb{E}_{\mathbf{T}_1} \left[\left| \mathbf{p}_1^\dagger \mathbf{q}_1 \right|^2 \right] = \frac{L-s+1}{L}.$$

Lemma 7: Given \mathbf{p}_1 and \mathbf{p}_1^\perp ,

$$\mathbb{E}_{\mathbf{T}_1} \left[\left(\mathbf{p}_1^\perp \right)^\dagger \mathbf{q}_1 \mathbf{q}_1^\dagger \mathbf{p}_1^\perp \right] = \frac{s-1}{L(L-1)} \mathbf{I}_{L-1}.$$

Proof: For any given $\mathbf{V} \in \mathcal{U}_{L-1}$, let

$$\mathbf{U} = \begin{bmatrix} \mathbf{p}_1^\perp \\ \mathbf{V} \end{bmatrix} \begin{bmatrix} 1 \\ \mathbf{V} \end{bmatrix}^\dagger. \quad (12)$$

Then $\mathbf{U} \in \mathcal{U}_L$, $\mathbf{U} \mathbf{p}^\perp = \mathbf{p}^\perp \mathbf{V}$ and $\mathbf{U} \mathbf{p} = \mathbf{p}$. Let $\mathbf{T} \in \mathcal{U}_{L \times (L-s+1)}$ be isotropically distributed and independent of \mathbf{p} and \mathbf{p}^\perp . Then

$$\begin{aligned} & \mathbb{E}_{\mathbf{T}} \left[\left(\mathbf{p}^\perp \right)^\dagger \frac{\mathbf{T} \mathbf{T}^\dagger \mathbf{p}}{\|\mathbf{T} \mathbf{T}^\dagger \mathbf{p}\|} \left(\frac{\mathbf{T} \mathbf{T}^\dagger \mathbf{p}}{\|\mathbf{T} \mathbf{T}^\dagger \mathbf{p}\|} \right)^\dagger \mathbf{p}^\perp \right] \\ & \stackrel{(a)}{=} \mathbb{E}_{\mathbf{U} \mathbf{T}} \left[\left(\mathbf{p}^\perp \right)^\dagger \frac{\mathbf{T} \mathbf{T}^\dagger \mathbf{p}}{\|\mathbf{T} \mathbf{T}^\dagger \mathbf{p}\|} \dots \right] \\ & = \mathbb{E}_{\mathbf{U} \mathbf{T}} \left[\left(\mathbf{U} \mathbf{p}^\perp \right)^\dagger \frac{\mathbf{U} \mathbf{T} (\mathbf{U} \mathbf{T})^\dagger \mathbf{U} \mathbf{p}}{\|\mathbf{U} \mathbf{T} (\mathbf{U} \mathbf{T})^\dagger \mathbf{U} \mathbf{p}\|} \dots \right] \\ & \stackrel{(b)}{=} \mathbb{E}_{\mathbf{T}} \left[\left(\mathbf{U} \mathbf{p}^\perp \right)^\dagger \frac{\mathbf{T} \mathbf{T}^\dagger \mathbf{U} \mathbf{p}}{\|\mathbf{T} \mathbf{T}^\dagger \mathbf{U} \mathbf{p}\|} \dots \right] \\ & = \mathbf{V}^\dagger \mathbb{E}_{\mathbf{T}} \left[\left(\mathbf{p}^\perp \right)^\dagger \frac{\mathbf{T} \mathbf{T}^\dagger \mathbf{p}}{\|\mathbf{T} \mathbf{T}^\dagger \mathbf{p}\|} \dots \right] \mathbf{V}, \quad (13) \end{aligned}$$

where (a) follows from the fact that \mathbf{T} is isotropically distributed and therefore $d\mu_{\mathbf{T}} = d\mu_{\mathbf{U} \mathbf{T}}$, and (b) follows from the variable change from $\mathbf{U} \mathbf{T}$ to \mathbf{T} . Since (13) is valid for arbitrary $\mathbf{V} \in \mathcal{U}_{L-1}$, $\mathbb{E}_{\mathbf{T}}[\dots] = c \mathbf{I}$ for some constant $c \geq 0$.

We calculate c as follows. Note that $\mathbf{q}^\dagger [\mathbf{p} \mathbf{p}^\perp] [\mathbf{p} \mathbf{p}^\perp]^\dagger \mathbf{q} = 1$. Then

$$\begin{aligned} c &= \frac{1}{L-1} \mathbb{E} \left[\text{tr} \left(\left(\mathbf{p}^\perp \right)^\dagger \mathbf{q} \mathbf{q}^\dagger \mathbf{p}^\perp \right) \right] \\ &= \frac{1}{L-1} \mathbb{E} \left[\mathbf{q}^\dagger \mathbf{p}^\perp \left(\mathbf{p}^\perp \right)^\dagger \mathbf{q} \right] \\ &= \frac{1 - \frac{L-s+1}{L}}{L-1} = \frac{s-1}{L(L-1)}. \end{aligned}$$

Lemma 8: Given \mathbf{p}_1 and \mathbf{p}_1^\perp ,

$$\mathbb{E}_{\mathbf{h}_1, \mathcal{B}_1} \left[\left(\mathbf{p}_1^\perp \right)^\dagger \mathbf{h}_1 \mathbf{h}_1^\dagger \mathbf{p}_1^\perp \right] = \frac{D}{L-1} \mathbf{I}_{L-1}.$$

Proof: For an arbitrary $\mathbf{V} \in \mathcal{U}_{L-1}$, let $\mathbf{U} \in \mathcal{U}_L$ be in (12). Then

$$\mathbf{q} (\mathbf{U} \mathbf{h}_1, \mathbf{U} \mathcal{B}_1) = \mathbf{U} \mathbf{q} (\mathbf{h}_1, \mathcal{B}_1) = \mathbf{U} \mathbf{p}_1 = \mathbf{p}_1.$$

By following the same idea of the proof of Lemma 7, this lemma is proved. ■

Lemma 9: Given \mathbf{p}_1 and \mathbf{p}_1^\perp ,

$$\mathbb{E}_{\mathbf{T}_1} \left[\mathbf{p}_1^\dagger \mathbf{q}_1 \mathbf{q}_1^\dagger \mathbf{p}_1^\perp \right] = \mathbf{0}^\dagger$$

and

$$\mathbb{E}_{\mathbf{h}_1, \mathcal{B}_1} \left[\mathbf{p}_1^\dagger \mathbf{h}_1 \mathbf{h}_1^\dagger \mathbf{p}_1^\perp \right] = \mathbf{0}^\dagger.$$

Proof: By the same method in Lemma 7 and 8, for an arbitrary $\mathbf{V} \in \mathcal{U}_{L-1}$, $\mathbb{E}[\dots] = \mathbb{E}[\dots] \mathbf{V}$, which holds if and only if $\mathbb{E}[\dots] = \mathbf{0}^\dagger$. ■

D. Interference Power Calculation

The interference from user j to user 1 can be written as The signal power can be written as

$$\begin{aligned} \frac{1}{L} \left| \mathbf{h}_1^\dagger \mathbf{q}_j \right|^2 &= \frac{1}{L} \left| \mathbf{h}_1^\dagger \left[\mathbf{p}_1 \mathbf{p}_1^\perp \right] \left[\mathbf{p}_1 \mathbf{p}_1^\perp \right]^\dagger \mathbf{q}_j \right|^2 \\ &= \frac{1}{L} \left| \mathbf{h}_1^\dagger \mathbf{p}_1^\perp \left(\mathbf{p}_1^\perp \right)^\dagger \mathbf{q}_j \right|^2, \end{aligned}$$

where the last step follows from the construction $\mathbf{q}_j \perp \mathbf{p}_1$. The total interference at user 1 is then

$$\frac{1}{L} \sum_{j=2}^s \left| \mathbf{h}_1^\dagger \mathbf{p}_1^\perp \left(\mathbf{p}_1^\perp \right)^\dagger \mathbf{q}_j \right|^2.$$

1) *Asymptotic Analysis*: Without loss of generality, assume that $\mathbf{p} = [1, 0, \dots, 0]^\dagger$. We have analyzed the property of $\mathbf{h}_1^\dagger \mathbf{p}_1^\perp \left(\mathbf{p}_1^\perp \right)^\dagger$ in the proof of Lemma 4. It has been shown there that the statistics of $\frac{1}{\sqrt{L}} \mathbf{h}_1^\dagger \mathbf{p}_1^\perp \left(\mathbf{p}_1^\perp \right)^\dagger$ is the same as that of $X_L \frac{1}{\sqrt{L-1}} \mathbf{h}'_{L-1}$, where

$$X_L = \left\| \frac{1}{\sqrt{L}} \mathbf{h}_1^\dagger \mathbf{p}_1^\perp \left(\mathbf{p}_1^\perp \right)^\dagger \right\| \left\| \frac{\sqrt{L-1}}{\|\mathbf{h}'_{L-1}\|} \right\| \rightarrow \sqrt{2^{-\bar{r}}}$$

in probability and $\mathbf{h}'_{L-1} \in \mathbb{C}^{(L-1) \times 1}$ is a standard Gaussian vector. Now for any given $2 \leq j \leq s$, since

$\mathbf{q}_j \perp \mathbf{p}_1$ and $\|\mathbf{q}_j\| = 1$, the statistics of \mathbf{q}_j is the same as that of

$$\frac{\sqrt{L-1}}{\|\mathbf{h}_{L-1}''\|} \frac{1}{\sqrt{L-1}} \left[0, \mathbf{h}_{L-1}''^\dagger\right]^\dagger,$$

where $\mathbf{h}_{L-1}'' \in \mathbb{C}^{(L-1) \times 1}$ is another standard Gaussian vector. $\mathbf{h}_{L-1}' \mathbf{q}_j \sim \mathcal{CN}(0, 1)$. It then can be verified that

$$\frac{1}{L-1} \sum_{j=2}^s |\mathbf{h}_{L-1}' \mathbf{q}_j|^2 \rightarrow \bar{s}$$

in probability. Therefore, the total interference converges to $\bar{s}2^{-\bar{r}}$ in probability.

2) *Finite Dimensional Analysis:* It can be shown that the average interference power is

$$\frac{1}{L} \text{tr} \left(\mathbb{E} \left[\left((\mathbf{p}_1^\perp)^\dagger \mathbf{h}_1 \mathbf{h}_1^\dagger \mathbf{p}_1^\perp \right) \cdot \left((\mathbf{p}_1^\perp)^\dagger \sum_{j=2}^s (\mathbf{q}_j \mathbf{q}_j^\dagger) \mathbf{p}_1^\perp \right) \right] \right).$$

Given \mathbf{p}_1 and \mathbf{p}_1^\perp , it can be shown that

$$\sum_{j=2}^{s-1} \mathbb{E}_{\mathbf{h}_j', \mathbf{B}_j'} \left[(\mathbf{p}_1^\perp)^\dagger \mathbf{q}_j \mathbf{q}_j^\dagger \mathbf{p}_1^\perp \right] = \frac{s-1}{L-1} \mathbf{I}_{L-1}$$

by the same technique in the proof of Lemma 7. Combining this fact and Lemma 8, calculates the average interference power.

E. Proof of Theorem 3

Here, we only prove Theorem 3 by assuming that $d\mu_\eta$ contains no mass point. The proof for $d\mu_\eta$ containing mass points follows the same line but is much more complicated and omitted due to the space limitation. For compositional convenience, we use the following notations: $f(\eta, s) = \log(1 + \eta \frac{1-s}{s})$, $f'(\eta, s) = \frac{\partial f(\eta, s)}{\partial s}$, and $y(s) = \int_t^{+\infty} f(\eta, s) d\mu_\eta$ where t is given by $\inf \{t : \int_t^\infty d\mu_\eta < s\}$. When $d\mu_\eta$ contains no mass point, (8) is reduced to $0 = y'(s)$. To proceed, we need Lemma 10-12 in below.

Lemma 10:

$$y'(s) := \frac{dy(s)}{ds} = f(t, s) + \int_t^\infty f(\eta, s) d\mu_\eta.$$

This lemma is proved by elementary calculation.

Lemma 11: If $y'(s) = 0$ implies $y''(s) < 0$ on $(0, 1)$, then one of the following three cases must be true:

- 1) $y'(x) > 0$ on $(0, 1)$ and $\sup_{s \in (0, 1)} y(s) = \lim_{s \rightarrow 1} y(s)$;
- 2) $f'(x) < 0$ on $(0, 1)$ and $\sup_{s \in (0, 1)} y(s) = \lim_{s \rightarrow 1} y(s)$;
- 3) there exists a unique $s^* \in (0, 1)$ such that $y'(s^*) = 0$, and $\sup_{s \in (0, 1)} y(s) = y(s^*)$.

Proof: Since the first two cases are trivial, we only prove the third case. We shall prove that there exists

a unique $s^* \in (0, 1)$ s.t. $y'(s^*) = 0$. The existence is clear since we have excluded the first two cases. The uniqueness is proved by constructing a contradiction. Suppose that there are $z_i \in (0, 1)$'s s.t. $y'(z_i) = 0$. Take the largest $z_l < s^*$. Since $y''(z_l) < 0$ and $y''(s^*) < 0$, there exists a $\delta < \frac{s^* - z_l}{2}$ s.t. $y'(z) < 0$ on $(z_l, z_l + \delta)$ and $y'(z) > 0$ on $(s^* - \delta, s^*)$. But this implies that there exists $z' \in [z_l + \delta, s^* - \delta]$ s.t. $y'(z') = 0$, which contradicts the assumption that $z_l < s^*$ is the largest root of $y'(z)$. ■

Lemma 12:

$$\frac{2x}{1+x} + \log^2(1+x) - 2\log(1+x) > 0$$

for all $x > 0$.

Proof: Let

$$g(x) = \frac{2x}{1+x} + \log^2(1+x) - 2\log(1+x).$$

Since $g(0) = 0$, this lemma is true if $g'(x) > 0$ for $x > 0$. Note that

$$g'(x) = \frac{2}{1+x} \left(\log(1+x) - \frac{x}{1+x} \right).$$

We have $g'(x) > 0$ on $x > 0$ if

$$\tilde{g}(x) = \log(1+x) - \frac{x}{1+x} > 0$$

on $x > 0$. Since $\tilde{g}(0) = 0$ and $\tilde{g}'(x) = \frac{x}{(1+x)^2} > 0$ on $x > 0$, $\tilde{g}(x) > 0$ on $x > 0$. This lemma is proved. ■

In order to prove Theorem 3, as the first step, we show that there exists $s^* \in (0, 1)$ s.t. $y'(s^*) = 0$. Note that

$$y'(s) = \log \left(1 + t \frac{1-s}{s} \right) - \int_t^\infty \frac{1}{1 + \frac{1-\eta}{\eta} s} \cdot \frac{d\mu_\eta}{s}.$$

It is easy to verify that $\lim_{s \rightarrow 1} y'(s) < 0$. Now let $s \rightarrow 0$. Since

$$1 + \frac{1-\eta}{\eta} s \geq 1 - s,$$

$$\int_t^\infty \frac{1}{1 + \frac{1-\eta}{\eta} s} \frac{d\mu_\eta}{s} \leq 2 \text{ as } s \leq \frac{1}{2}.$$

But

$$\lim_{s \rightarrow 0} \log \left(1 + t \frac{1-s}{s} \right) = \infty.$$

Then $\lim_{s \rightarrow 0} y'(s) > 0$. We conclude that $y'(s^*) = 0$ happens for some $s^* \in (0, 1)$.

According to Lemma 11, it is sufficient to prove that as $s \in (0, 1)$, $y' = 0$ implies $y'' = 0$. Set $y' = 0$. Then

$$\log \left(1 + t \frac{1-s}{s} \right) - 1 + \int_t^\infty \frac{1-\eta}{1 + \eta \frac{1-s}{s}} \cdot \frac{d\mu_\eta}{s} = 0.$$


Now we calculate y'' .

$$\begin{aligned}
 y'' &= \left(f(t, s) + \int_t^\infty f'(\eta, s) d\mu_\eta \right)' \\
 &= 2f'(t, s) + \int_t^\infty f''(\eta, s) d\mu_\eta \\
 &= -\frac{1}{s} \frac{2t^{\frac{1}{s}}}{1+t^{\frac{1-s}{s}}} + \frac{1}{s} \left(1 - \int_t^\infty \left(\frac{1-\eta}{1+\eta^{\frac{1-s}{s}}} \right)^2 \frac{d\mu_\eta}{s} \right) \\
 &\stackrel{(a)}{\leq} -\frac{1}{s} \left[\frac{2t^{\frac{1-s}{s}}}{1+t^{\frac{1-s}{s}}} - 1 + \left(\int_t^\infty \frac{1-\eta}{1+\eta^{\frac{1-s}{s}}} \frac{d\mu_\eta}{s} \right)^2 \right] \\
 &\stackrel{(b)}{=} -\frac{1}{s} \left[\frac{2t^{\frac{1-s}{s}}}{1+t^{\frac{1-s}{s}}} - 1 + \left(1 - \log \left(1 + t^{\frac{1-s}{s}} \right) \right)^2 \right],
 \end{aligned}$$

where (a) comes from the fact that $t^{\frac{1}{s}} \geq t^{\frac{1-s}{s}}$ and Jensen's inequality, and (b) is from the assumption $y' = 0$. Note that $t^{\frac{1-s}{s}} > 0$. By Lemma 12, $y'' < 0$. The $x^* \in (0, 1)$ s.t. $y'(s^*) = 0$ is therefore unique and maximizes y .

REFERENCES

- [1] M. Sharif and B. Hassibi, "On the capacity of MIMO broadcast channels with partial side information," *IEEE Trans. Info. Theory*, vol. 51, no. 2, pp. 506–522, 2005.
- [2] N. Jindal, "MIMO broadcast channels with finite-rate feedback," *IEEE Trans. Info. Theory*, vol. 52, no. 11, pp. 5045–5060, 2006.
- [3] T. Yoo, N. Jindal, and A. Goldsmith, "Finite-rate feedback *mimo* broadcast channels with a large number of users," in *Proc. IEEE International Symposium on Information Theory (ISIT)*, 2006, pp. 1214–1218.
- [4] —, "Multi-antenna downlink channels with limited feedback and user selection," *IEEE J. Select. Areas Commun.*, vol. 25, no. 7, pp. 1478–1491, 2007.
- [5] A. Bayesteh and A. K. Khandani, "How much feedback is required in *mimo* broadcast channels?" in *Proc. IEEE International Symposium on Information Theory (ISIT)*, 2006, pp. 1310–1314.
- [6] —, "How much feedback is required in MIMO broadcast channels?" *IEEE Trans. Info. Theory*, submitted, 2007.
- [7] A. Lapidoth, S. Shamai, and M. Wigger, "On the capacity of a MIMO fading broadcast channel with imperfect transmitter side-information," in *Proc. Allerton Conf. on Commun., Control, and Computing*, 2005.
- [8] W. Dai, Y. Liu, V. K. N. Lau, and B. Rider, "On the information rate of MIMO systems with finite rate channel state feedback using beamforming and power on/off strategy," *IEEE Trans. Info. Theory*, submitted, 2005. [Online]. Available: <http://arxiv.org/abs/cs/0603040>
- [9] W. Dai, Y. Liu, and B. Rider, "Quantization bounds on Grassmann manifolds and applications to MIMO systems," *IEEE Trans. Inform. Theory*, vol. 54, no. 3, pp. 1108–1123, March 2008.
- [10] A. T. James, "Normal multivariate analysis and the orthogonal group," *Ann. Math. Statist.*, vol. 25, no. 1, pp. 40 – 75, 1954.



Wei Dai received his Ph.D. and M.S. degree in Electrical and Computer Engineering from the University of Colorado at Boulder in 2007 and 2004 respectively. He is currently a Postdoctoral Research Associate at the Department of Electrical and Computer Engineering, University of Illinois at Urbana-Champaign. His research interests include communication theory, information theory, compressive sensing, bioinformatics, and random matrix theory.



Youjian (Eugene) Liu received the Ph.D. and M.S. degree in Electrical Engineering from The Ohio State University in 2001 and 1998 respectively. Since August 2002, he has been an Assistant Professor with Department of Electrical and Computer Engineering, University of Colorado at Boulder. From January 2001 to August 2002, he worked on 3G mobile communication systems as a Member of Technical Staff with Wireless Advanced Technology Laboratory, Lucent Technologies, Bell Labs Innovations, Whippany, New Jersey. His research interests include MIMO communications, coding theory, and information theory. He is a recipient of 2005 Junior Faculty Development Award at University of Colorado.

ologies, Bell Labs Innovations, Whippany, New Jersey. His research interests include MIMO communications, coding theory, and information theory. He is a recipient of 2005 Junior Faculty Development Award at University of Colorado.

Brian Rider received his Ph.D. in Mathematics from the Courant Institute (New York University) in 2000. After a Lady Davis Fellowship at the Technion, he had postdoctoral positions at Duke University and MSRI. Since 2004 he has been an Assistant Professor of Mathematics at the University of Colorado at Boulder. His research interests include random matrix theory and spectral properties of random Schroedinger operators. He is a recipient of a 2007 NSF CAREER grant as well as a 2008 Rollo Davidson Prize.



Wen Gao received his Ph.D. and M.S. degree in Electrical Engineering from Purdue University in 2001 and 1998 respectively. He joined Cooperate Research of Thomson Inc. in Princeton in July 2001 working in the area of mobile and satellite communications. His current research interests include cognitive radio, multiple antenna technology and cooperative network, error control coding and equalization. He also has extensive experiences in system design and hardware

development.