

# A kpc-scale X-ray jet in the BL Lac source S5 2007+777

Rita M. Sambruna, Davide Donato, C.C.Cheung

*NASA/GSFC, Code 661, Greenbelt, MD 20771 (rms@milkyway.gsfc.nasa.gov)*

F. Tavecchio and L. Maraschi

*Osservatorio Astronomico di Brera, via Brera 28, 20121 Milano, Italy*

## ABSTRACT

X-ray jets in AGN are commonly observed in FR II and FR I radiogalaxies, but rarely in BL Lacs, most probably due to their orientation close to the line of sight and the ensuing foreshortening effects. Only three BL Lacs are known so far to contain a kpc-scale X-ray jet. In this paper, we present the evidence for the existence of a fourth extended X-ray jet in the classical radio-selected source S5 2007+777, which for its hybrid FR I/II radio morphology has been classified as a HYMOR (HYbrid MORphology Radio source). Our *Chandra* ACIS-S observations of this source revealed an X-ray counterpart to the 19''-long radio jet. Interestingly, the X-ray properties of the kpc-scale jet in S5 2007+777 are very similar to those observed in FR II jets. First, the X-ray morphology closely mirrors the radio one, with the X-rays being concentrated in the discrete radio knots. Second, the X-ray continuum of the jet/brightest knot is described by a very hard power law, with photon index  $\Gamma_x \sim 1$ , although the uncertainties are large. Third, the optical upper limit from archival *HST* data implies a concave radio-to-X-ray SED. If the X-ray emission is attributed to IC/CMB with equipartition, strong beaming ( $\delta=13$ ) is required, implying a very large scale (Mpc) jet. The beaming requirement can be somewhat relaxed assuming a magnetic field lower than equipartition. Alternatively, synchrotron emission from a second population of very high-energy electrons is viable. Comparison to other HYMOR jets detected with *Chandra* is discussed, as well as general implications for the origin of the FR I/II division.

*Subject headings:* Galaxies: active — galaxies: jets — (galaxies:) blazars: individual — X-rays: galaxies

## 1. Introduction

Multiwavelength imaging spectroscopy of kpc-scale jets in AGN provides direct clues to their structure and emission processes. Traditionally, the information about jet structure first became available in the radio band where the highest angular resolutions are achieved (Bridle & Perley 1984). These observations established that jets may extend on quite substantial scales, with components being ejected from the core and propagating at relativistic velocities; the radio emission is understood as synchrotron radiation from relativistic electrons accelerated via shocks or turbulence.

Optical observations from the ground and then with *HST* established that many jets emit at these wavelengths, implying energies  $\gamma \sim 10^5$  and thus acceleration events far from the black hole (Macchetto et al. 1994). The advent of the *Chandra* X-ray Observatory and its discovery of ubiquitous X-ray emission from radio jets has provided a further tool in the study of these systems.

Today, after almost a decade of *Chandra* observations, it is clear that jet morphologies and spectral properties at X-rays are a function of their power (see Sambruna, Maraschi, & Tavecchio 2008 for a recent review). Powerful jets hosted by FR II radio galaxies are generally narrow and long, extending up to Mpc scales; their emission is concentrated in discrete knots with good spatial correspondence between the radio and the X-rays at least in the inner regions (Sambruna et al. 2004, S04 in the following; Marshall et al. 2005). The SEDs of individual bright knots often show two components: a synchrotron one extending from radio to optical-UV, and a second one uprising in the X-rays whose origin is still debated. A popular scenario is inverse Compton on the CMB photons (IC/CMB), which implies relativistic motion on large scales (S04).

Low-power *Chandra* jets are found in FRIs (Worrall, Birkinshaw, & Hardcastle 2001). They are shorter than their powerful counterparts, terminating a few kpc from the core where the radio emission “flares” out in a fan-like structure. The X-ray flux lies on the extrapolation of the synchrotron radio-to-optical emission and its soft (photon index  $\Gamma_X \gtrsim 2$ ) spectrum implies a cutoff in or below the X-ray band. Remarkably, jets of intermediate powers exhibit intermediate properties between FRI and FR IIs (Birkinshaw, Worrall, & Hardcastle 2002, Pesce et al. 2001, Sambruna et al. 2007). However, very little is known on the large-scale X-ray emission from jets in BL Lacs, the more aligned versions of FRI sources. This is likely due to foreshortening effects associated to the close alignment of the jet, which prevent the finding of relatively extended and bright radio jets suitable for *Chandra* studies. One exception is S5 2007+777, which exhibits a bright 19''-long radio jet with multiple knots and a hybrid FRI-II morphology (see below). We observed S5 2007+777 with *Chandra* in AO5 and detected the X-ray counterpart of the radio jet, as discussed in this paper.

The paper is structured as follows. The source properties are described in § 2, and the observations in § 3. The results of the imaging and spectroscopy analysis for the core and the jet are given in § 4, while discussion and conclusions follow in § 5. Throughout this paper, a concordance cosmology with  $H_0 = 71 \text{ km s}^{-1} \text{ Mpc}^{-1}$ ,  $\Omega_\Lambda = 0.73$ , and  $\Omega_m = 0.27$  (Spergel et al. 2003) is adopted. With this choice,  $1''$  corresponds to 4.8 kpc. The energy spectral index,  $\alpha$ , is defined such that  $F_\nu \propto \nu^{-\alpha}$ .

## 2. The source

The core of S5 2007+777 is a classical radio-selected BL Lac from the 1 Jy sample of Stickel et al. (1995), and a superluminal VLBI source (Witzel et al. 1988; Gabuzda et al. 1994). Its redshift,  $z = 0.342$ , was derived from weak [OII] and [OIII] emission lines (Stickel et al. 1989). Variability on time scales of a few days was observed from the core at  $100\mu\text{m}$ , and at radio and optical frequencies (Peng et al. 2000). Previous *ROSAT* observations of the core showed a power-law emission with  $\Gamma_X = 1.66$  (Urry et al. 1996), while there is no detection at gamma-rays with EGRET (Hartman et al. 1999).

S5 2007+777 has a core-dominated radio morphology in *VLA* maps at 1.5 GHz (Antonucci et al. 1986), and on sub-pc scales with the *VLBI* (Perez-Torres et al. 1994). A prominent edge-brightened lobe is present on the Eastern side of the nucleus at  $\sim 11''$ , whereas the Western side exhibits an  $19''$ -long, knotty jet (see Fig. 1) which ends with no clear hot spot. The radio morphology of S5 2007+777 - with an edge-brightened lobe on the Eastern side and a core-jet morphology on the Western side - led to its classification as a HYMOR (HYbrid MORphology Radio source; Gopal-Krishna & Wiita 2000), a relatively rare class of sources. Their existence has been taken to argue in favor of the role of the ambient gas in determining the FRI-II division, as opposed to purely the properties of the central engine.

Indeed, the core and jet 4.9 GHz luminosities in S5 2007+777 are  $\sim 5 \times 10^{33}$  and  $\sim 10^{32}$  ergs/s/Hz, respectively. The magnitude of the host galaxy of S5 2007+777 is  $M_R = -23.89$  (Urry et al. 2000). Thus, S5 2007+777 lies at the boundary between FRIs and FRIIs in the revised Owen & Ledlow diagram (Owen & Ledlow 1994) in Figure 7 of Urry et al. (2000).

We derived limits to the inclination of the radio jet using available radio information. S5 2007+777 is a superluminal VLBI source (Witzel et al. 1988; Gabuzda et al. 1994) with a single jet feature observed in the 1980's moving at  $4.7c$  (converting to our adopted cosmology). More recent VLBA observations (Homan et al. 2001; Kellermann et al. 2004) show at most, subluminal motions within the first 2 mas of the jet. As discussed in Homan

et al. (2001), the earlier observations probed larger scale emissions and are not necessarily contradictory to the newer observations.

The superluminal feature constrains the VLBI scale jet to be aligned within  $\sim 24^\circ$  to our line of sight. The parsec-scale jet (position angle, PA =  $-81^\circ$  to  $-100^\circ$ ; Gabuzda et al. 1994) is aligned to within  $20^\circ$ – $30^\circ$  (projected) of the X-ray detected kpc-scale jet knots (PA  $\sim -100^\circ$  to  $-110^\circ$ ; Figure 1). The intrinsic bend required to produce the projected misalignments is less than  $(20\text{--}30^\circ) \times \sin(24^\circ) = 8^\circ$ – $12^\circ$ . Therefore, the kpc-scale jet is aligned to  $< 32^\circ$ – $36^\circ$  of our line of sight. This limit on the inclination angle implies a relatively large deprojected jet length,  $> 150$  kpc.

### 3. Observations

#### 3.1. Chandra

*Chandra* observed S5 2007+777 on May 23, 2005. The live time was 36 ks yielding 33 ks of useful exposure time after removing flaring background events that occurred during the observations. The background light curves were extracted from source-free regions on the same chip of the source. The data were analyzed using standard screening criteria. In particular we used the version 3.3 of the CIAO software package and the calibration files provided by the *Chandra* X-ray Center (CALDB v.3.2.1).

The source was observed at the aim point of the S3 chip of the ACIS-S detector. Since it was expected to have a bright core, the 1/2 subarray mode (frame time of 1.8 s) was used to reduce the effect of the nuclear pileup. In a circular region of radius  $1''$  the counts rates of the core of S5 2007+777 is  $0.210 \pm 0.003$  c/s. Despite the precautions, according to PIMMS the estimated pileup percentage is non-negligible, 22%, yielding an intrinsic (pileup-corrected) net count rate of 0.34 c/s. The X-ray image shows a readout streak on the S3 chip that has been removed by the `destreak` tool, for imaging purpose. The core flux and spectrum was extracted using a circular region centered on the pixel with the highest counts with radius  $3''$ . The background was chosen in a `panda` region on the same CCD, centered on the source and free of the jet and serendipitae sources.

For the detected knots, fluxes and spectra were extracted from ellipses centered on the radio (1.49 GHz) positions and with axis lengths as listed in Table 1. The corresponding aperture corrections are in the range 1.01–1.1. In all cases the background was evaluated in `panda` regions centered on the nucleus and with inner and outer radii such as to match the width of the source extraction region. The choice of this background region ensures that the contribution of the wings of the PSF as a function of azimuth are averaged. Figure 1

shows the ACIS image of the source. The net count rates of the knots are reported in Table 1. The uncertainties on the X-ray counts,  $\sigma_N$ , were calculated according to the formula  $\sigma_N = [(\sigma_S)^2 + (\sigma_B)^2]^{1/2}$ , where  $\sigma_S$  and  $\sigma_B$  are the uncertainties of the source and the re-scaled by area background, respectively. In the regime of low counts, to evaluate the uncertainties we adopted the formula in Gehrels (1986):  $\sigma = 1 + (S + 0.75)^{1/2}$ .

The ACIS spectra of the core and jet have been analyzed within `XSPEC v.11.3.2`. For the jet, spectra were extracted for knot K8.5, where 40 counts were obtained, and for the full jet (101 counts). For the latter, a rectangular box of dimensions 15.5"x3.5" was used. The spectrum of the core and full jet were grouped so that each new energy bin had at least 20 counts to enable the use of the  $\chi^2$  statistics. Errors quoted throughout are 90% for one parameter of interest ( $\Delta\chi^2=2.7$ ). The spectrum of knot K8.5, where less than 100 counts were detected, was not rebinned and it was analyzed with the C-statistic.

Comparing the jet's total counts to the core's shows that the jet accounts for only 1% of the total X-ray emission from S5 2007+777. Thus, previous X-ray observations at lower angular resolution were dominated by the unresolved nuclear source emission.

### 3.2. HST

To constrain the level of optical flux from the jet, we observed S5 2007+777 with *HST* on May 29, 2005 (GO program 10343). We selected the Advanced Camera for Surveys (ACS; Sirianni et al. 2005) because of the observing efficiency of the WFC camera, and utilized the F814W filter (broad I; pivot wavelength of 8060Å). Over the one orbit allocation, a total exposure of 2763 sec was obtained, split evenly between 3 individual exposures. We additionally obtained from the *HST* archive a WFPC2 F702W (440 sec; pivot wavelength 6917Å) snapshot image of S5 2007+777 (Scarpa et al. 2000; Urry et al. 2000).

We found no obvious optical counterparts to the radio/X-ray jet knots in the *HST* images pre- and post-subtraction of the central quasar. Although there are apparent optical excesses in the vicinity of the inner knots (Figure 1), the count rate measured in 15×15 pixel boxes centered on the radio peaks are within  $1\sigma$  of the average count rates in adjacent apertures. To derive optical upper limits, we converted these measurements of the fluctuations in the average count rates to flux densities using the inverse sensitivity measurements contained in the PHOTFLAM keyword.

### 3.3. Radio

To study the radio jet, we obtained matched resolution ( $\sim 1''$ ) VLA datasets at 1.49 GHz (A-configuration) and 4.86 GHz (B-configuration) from the NRAO archive. The 1.49 GHz data is from Feb 1985 (program AL41; previously published in Antonucci et al. 1986) and has a total exposure of  $\sim 35$  min. The  $(u, v)$  coverage was predominantly in the East-West directions, amounting to an elongated North-South beam and resulting in relatively bright artifacts in this direction like the feature just South of the radio core.

The 4.86 GHz data were obtained as part of a variability monitoring campaign of S5 2007+777 in 1997 (Peng et al. 2000). To produce the image, we combined their observations from March 1–7, amounting to about an hour of total exposure time. Peng et al. (2000) found two epochs where the flux densities differed by more than  $1\sigma (= 2\%)$  of the average during this period (but only up to  $2-3\sigma$ ). We found little difference in the images produced excluding these two exposures and that produced from all of the data so retained the full dataset.

## 4. Results

The 0.3–8 keV image of S5 2007+777 is shown in Figure 1, together with the radio and optical data. A prominent jet is present in the X-ray image, in addition to the unresolved core. Below we discuss separately the X-ray data for the core and the X-ray and multiwavelength observations of the jet.

### 4.1. The Core

Inspection of the ACIS-S images suggests that the core is unresolved and consistent with a point source. For a more quantitative analysis we extracted the radial profiles of the core region, using a series of concentric annuli and `panda` regions centered on the core and extending out to  $360''$  on the ACIS CCD, with the jet excised. For the extraction procedure, see Donato et al. (2004). The jet and field point sources contributions were excluded from the extraction regions. The ACIS spectrum of the core (see below) was assumed.

The radial profiles are well fitted by the instrumental PSF, with no need for extra components. In particular, there is no evidence for excess emission over the wings of the PSF which could be attributed to diffuse X-ray emission, contrary to other sources at similar redshifts (Sambruna et al. 2007). Thus, any diffuse circumnuclear emission is confined within

10'', or 48 kpc.

No flux variability is detected from the core within the 33 ks exposure. A total of 7,800 counts were measured in 0.3–8 keV, sufficient to perform spectral analysis. The ACIS-S spectrum of the core is well fitted by a single power law with Galactic  $N_H = 8.58 \times 10^{20} \text{ cm}^{-2}$ . To account for residual pile-up (see § 3.1) the multiplicative component `pileup` was included in the model. For the latter, the following parameters (fixed) were assumed: `fr_time`=1.8, `max_ph`=5, `g0`=1, and `nregions`=1. The free parameters were `psffrac`= $0.96^{+0.03}_{-0.30}$ ,  $\alpha = 0.49^{+0.51}_{-0.16}$ .

For the power law, the fitted photon index is  $\Gamma = 1.98 \pm 0.23$  and the observed flux is  $F_{0.3-8 \text{ keV}} \sim 2.5 \times 10^{-12} \text{ erg cm}^{-2} \text{ s}^{-1}$ . The slope is consistent within the large uncertainties with the *ROSAT* value (Urry et al. 2006), while the extrapolated 0.3–8 keV flux from the latter data is within a factor 2.

## 4.2. The Jet

### 4.2.1. The Images

Figure 1 shows a montage of the images of the jet at different wavelengths, in order of decreasing wavelength. The 1.49 GHz radio contours from the first image at 1.5''x0.9'' resolution are overlaid on all the following ones; the 4.86 GHz image was convolved with the same beam. The *Chandra* image in the energy band 0.3–8 keV was rebinned by a factor 0.5 and adaptively smoothed with `csmooth` in `CIAO` using a Gaussian function of standard deviation 2 pixels ( $\sim 0.5''$ ). Assuming a typical value for the ACIS standard deviation of  $0.8''$ , the final resolution is  $\sim 1.2''$ , comparable to the radio. To obtain a similar resolution in the optical, the ACS data were smoothed with `fgauss` in `FTOOLS` with a standard deviation of 7 pixels, or  $\sim 0.35''$ , with a corresponding FWHM  $\sim 0.9''$ .

The most striking result from Figure 1 is the detection of an X-ray counterpart to the radio jet, with very similar morphology at the two wavelengths. Such a match between radio and X-ray morphology is rarely found in FRIs but can be observed in powerful FRIIs (e.g., 1354+195; S04; Schwartz et al. 2007). However, in a significant number of FRII jets the X-ray-to-radio flux ratios decrease along the jet (S04; Sambruna et al. 2006). There is no detection of the jet in the optical.

The radio emission of the jet consists of several discrete knots extending SW of the core. In this paper we adopt the conventional nomenclature for the knots Kx.x where x.x is the distance in arcsec of the knot from the core. A total of 5 radio knots are present, for an

overall extent of  $19''$ , with the brightest radio knot being located mid-stream at  $\sim 8.5''$ . At 1.49 GHz, the jet extends rather linearly until knot K11.1, after which a bend is present in the W direction with a position angle change of  $\Delta PA \simeq 20^\circ$ .

In the ACIS-S image the radio jet exhibits X-ray emission from every knot, fading at the end of the radio jet. The brightest X-ray counterpart, with 40 net counts or 43% of the total jet counts (Table 1), is knot K8.5, which is also the brightest in the radio. The X-ray counts from the knots are listed in Table 1.

A weak radio counterlobe is present in the radio images of S5 2007+777 (not shown here). There is no X-ray or optical detection of neither the lobe or its hotspot.

To better quantify the jet properties we extracted profiles along the main jet axis (longitudinal profiles) at three wavelengths: radio at both 1.49 GHz and 4.86 GHz, and X-rays (0.3–8 keV). The images were reprocessed to ensure similar resolutions ( $0.9''$ ) at all wavelengths as explained above. The profiles were extracted by collapsing the flux of the jet onto a box  $19''$ -long and  $1.5''$ -wide. The profiles of the jet are shown in Figure 2.

The radio core is bright and the *VLA* images are dynamic range limited. With the overall faintness of the jet, the details of the fainter radio features are uncertain as evident from the slightly differing profiles between the two radio images. In this respect, the knot positions are based on the *Chandra* data, and regions where there are apparently multiple radio knots, like K15.9, are defined as a single region. The low signal-to-noise ratio *Chandra* data for the jet makes it difficult to make definitive statements about possible radio/X-ray offsets for all but the brightest knot, K8.5. Here, there is a possible centroid shift by  $0.5''$  with the X-ray peak downstream of the radio one.

#### 4.2.2. The spectra

ACIS spectra were extracted for the full jet and for the brightest knot K8.5, following the procedure described in § 2.1. The ACIS spectra of both the jet and K8.5 are consistent with a single power law with Galactic column density; the parameters are listed in Table 2. The fitted photon indices are hard,  $\Gamma_X \sim 1.0$ , albeit within large uncertainties. The jet emission is thus harder than the nuclear emission, similar to what is observed in the intermediate FRI/II 3C 371 and PKS 2201+044 (Sambruna et al. 2007).

We also tried a thermal model fit to the ACIS spectra of the jet. For the full jet, a thermal model is equally acceptable, but at the fitted temperature,  $kT=64$  keV, it effectively mimicks a power law. Similar results are found for knot K8.5.



The observed 0.3–8 keV fluxes for the core and the jet are listed in Table 2. Table 1 reports the monochromatic flux densities at 1 keV for the individual knots. The flux densities were calculated with **PIMMS** using the knot’s count rate in column 2 and assuming a power-law spectrum with photon index  $\Gamma = 1.02$  and Galactic  $N_H$ . All fluxes are background-subtracted and corrected for finite aperture effects.

Also listed in Table 1 are the radio energy indices  $\alpha_R$  for each knot calculated between 1.49 and 4.86 GHz. With  $\sim 10\text{--}15\%$  errors in the individual flux densities, the errors in the two point spectral indices are  $\sim 0.15\text{--}0.2$  (larger for the fainter features). This means the spectrum of the radio jet is basically constant within the joint errors.

Using the flux densities at 4.86 GHz and 1 keV we calculated the radio-to-X-ray index,  $\alpha_{rx}$ . The latter is reported in the last column of Table 1. For all knots  $\alpha_{rx} \sim 0.8$ , fully consistent with the distribution observed for FRII jets (S04). There are no variations of  $\alpha_{rx}$  along the jet of S5 2007+777, at odds with most FRIIs (e.g., Figure 5 in S04); whereas in S5 2007+777 the ratio is remarkably constant ( $\alpha_{rx}$  within 0.1 of 0.8).

## 5. Discussion

### 5.1. X-ray emission process

With its one-to-one correspondence between the X-ray and radio emission, the *Chandra* jet of S5 2007+777 strongly resembles that of powerful FRIIs (S04). As in FRIIs, this morphological similarity provides first clues to the origin of the high-energy emission. A natural possibility is that the X-rays are produced via inverse Compton scattering of seed photons off the same electrons responsible for the synchrotron radio emission. If the X-rays were the high-energy tail of the radio synchrotron emission, the knot intensity would be expected to decrease, and the continuum to soften, with respect to the radio emission, unless reacceleration occurs throughout the volume. Indeed in 3C 371 and PKS 2201+041 where the synchrotron model provides an adequate description of the SEDs the X-ray spectra clearly steepen along the jet (Sambruna et al. 2007).

To better quantify the properties of the X-ray jet of S5 2007+777 and derive physically interesting parameters, we assembled its Spectral Energy Distribution (SED) from radio to X-rays using the results in Table 1 and 2. The SEDs of the various knots are shown in the bottom panel of Figure 3. For knot K8.5 we also plot the X-ray spectrum and a  $3\sigma$  upper limit to the optical emission derived from the ACS data. Taking into account the upper limit in the optical, the SED for knot K8.5 appears concave; furthermore, the X-ray continuum appears hard, implying that a large fraction of the emission occurs above the X-ray energy

band and is currently unseen.

The top panel of Figure 3 shows the SED of the core of S5 2007+777. The latter was assembled using literature data (from NED) as well as the ACIS spectrum from this work. The previous *ROSAT* continuum is also plotted for comparison (Urry et al. 1996), as well as the EGRET upper limit to the GeV flux. The core optical-to-X-ray SED appears concave, as commonly observed in intermediate-luminosity, low-energy peaked BL Lacs. The X-ray emission from the core is weaker compared to the radio by a factor 10. In the core SED the fraction of luminosity contained in the low- and high-energy humps is estimated to be roughly similar, while the jet is clearly dominated energetically by the high-energy component.

To model the SEDs of both the core and jet, we assumed a synchrotron + inverse Compton (IC) model. The basics of this model are described in Maraschi & Tavecchio (2003) and Tavecchio et al. (2000). The solid lines in the panels of Figure 3 represent the closest attainable fit. The corresponding parameters are reported in Table 3. A different origin of the seed photons for the IC process was assumed in the core and the jet.

In the core, seed photons are generally provided - in BL Lacs like S5 2007+777 - both by the synchrotron photons themselves (SSC) and ambient photons external to the jet (EC). The lack of strong thermal features in the optical, together with the EGRET upper limit and the slope of the X-ray continuum, suggests a limited importance of the EC component and thus we consider only SSC emission, with the result that the high-energy component in the core SED cuts-off above a few GeV. We also choose to reproduce a relatively low state consistent with the IR upper limits from IRAS, while the simultaneous observations of Peng et al. (2000) refer to a higher state. The similarity of the multiwavelength jet to FRIIs suggests that, as in the latter sources, the X-ray emission from the S5 2007+777 jet could originate from IC scattering of the CMB photons off the jet electrons (for criticisms to this interpretation see Harris & Krawczynski 2006). The hard X-ray emission can be reproduced assuming that it belongs to the low-energy tail of the IC/CMB component: this choice implies a relatively large value for the minimum energy of the relativistic electrons,  $\gamma_{min} = 70$ , compared to the “typical” value  $\gamma_{min} = 10 - 20$  for FSRQs (S04).

A Doppler factor of  $\delta = 13$  is derived with the IC/CMB model, assuming equipartition between electrons and magnetic field. This implies that the jet is observed under a rather small viewing angle,  $\theta \approx 4^\circ - 5^\circ$ , which, in turn, translates into a deprojected length of the jet of  $\approx 1$  Mpc. This length is comparable to those of the FRII jets hosted by quasars (S04), estimated through IC/CMB modeling. Considering that the jet of S5 2007+777 has a clear FRII morphology and that the radio power of the jet ( $5 \times 10^{33} \text{ erg s}^{-1} \text{ Hz}^{-1}$ ) is not too far from that of the FRII sources of S04 (clustering around  $10^{34} \text{ erg s}^{-1} \text{ Hz}^{-1}$ ), a length of 1 Mpc could be in principle acceptable. A possible way to reduce the value of the Doppler factor,

thus increasing the required viewing angle, is to relax the equipartition condition, allowing for the electrons to dominate over the magnetic field. For example, to get an inclination angle of  $20^\circ$ , the electron density would be a factor  $10^5$  larger than the magnetic density. The IC/CMB model for the jet is plotted in Figure 3 as a solid line.

An alternative possibility is that the X-ray emission is instead produced by synchrotron radiation from a second population of relativistic electrons with very high maximum energy. The latter could coexist with the radio emitting electrons (e.g., Uchiyama et al. 2007) or belong to another region of the jet (see e.g. Jester et al. 2006 for the jet of 3C 273). Stawarz & Ostrowski (2002) proposed that a turbulent acceleration mechanism operating in a boundary layer around the jet could lead to a piled-up energy distribution, whose peaked synchrotron emission can be quite hard (up to  $\nu^{1/3}$ ). The emission is expected to peak at X-rays if the characteristic velocity of the magnetic turbulence is of the order of the Alfvén velocity. A synchrotron model along these lines is shown in Figure 3 (dashed line) and the parameters are reported in Table 3. We assume two cospatial electron populations. The first one (S1) follows a power law energy distribution up to  $\gamma_{\text{max}} = 4 \times 10^5$  and is responsible for the radio emission. The X-ray emission is reproduced assuming a power-law electron distribution (S2) extending from  $\gamma = 10^8$  to  $\gamma = 10^9$ . The particle energy density of the latter is negligible with respect to that of S1, which is in equipartition with the magnetic energy density.

Thus, the X-ray emission observed from the jet of S5 2007+777 and others (S04) could be explained by the synchrotron emission of high-energy electrons piled-up in the jet boundary layer. On the other hand, this solution is largely underconstrained. Moreover, the good coincidence between the radio and the X-ray emission suggests a close relation between the radio emitting and X-ray emitting relativistic electrons in this source, lending support to the IC/CMB interpretation.

An interesting feature of the IC/CMB model is that it predicts relatively large emission at gamma-rays, with a very hard spectrum at GeV energies, while the synchrotron model has a cutoff at a few MeV (as discussed for 3C 273 by Georganopoulos et al. 2004). The exact level and position of the IC/CMB peak depends on the value of maximum energy of the relativistic electrons, which is not well constrained due to the lack of data between the radio and optical band. With the conservative assumption adopted here that the peak of the synchrotron component lies around  $10^{12}$  Hz, the jet emission above a few GeV is comparable to the predicted, softer emission from the core. Conceivably future *GLAST* observations of S5 2007+777 during core low-states could in principle discriminate the origin of the jet X-ray flux on the basis of a detection at GeV energies with a hard spectrum. However, at the predicted flux level, long integration times are necessary for a detection, thus this test

does not look feasible for S5 2007+777 until after a few years of the LAT operations. A more promising source is 3C 273 (Georganopoulos et al. 2004).

## 5.2. Comparison with other HYMOR jets detected with *Chandra*

The radio morphology of S5 2007+777 - with a lobe and hotspot on the Eastern side and a core-jet morphology on the Western side - has led to its classification as a HYMOR (HYbrid MORphology Radio source; Gopal-Krishna & Wiita 2000). The hybrid morphology has been taken to demonstrate that the origin of the FRI / FRII division is also to ascribe to the environment, with gas distribution asymmetries on the two sides of the nucleus being responsible for different jet fates (Gopal-Krishna & Wiita 2000). This would rule out models attributing the origin of the dichotomy solely to different central engines or jet composition in the two classes.

Interestingly, from the list of 6 sources compiled by Gopal-Krishna & Wiita (2000) two other HYMOR jets were observed and detected with *Chandra*. These are the  $z=0.055$  BL Lac PKS 0521-365 (Birkinshaw et al. 2002) and the  $z=0.240$  BAL quasar PG 1004+130 (Miller et al. 2006). The radio morphology of both sources is strongly reminiscent of S5 2007+777, with a radio lobe + hotspot on one side of the core and a jet without lobe/hotspot on the other. However, the X-ray properties are somewhat different.

In PKS 0521–365 the X-ray observations reveal diffuse thermal emission around the core on the host galaxy halo’s scales (few kpc). The X-ray jet emission peaks up-stream of the radio knot at a  $\sim$  few kpc from the core, and is described by a steep  $\Gamma > 2$  power law model indicative of synchrotron emission (Birkinshaw et al. 2002). Overall, the X-ray jet and environment of PKS 0521–365 resemble strongly an FRI. Note that at the lower redshift of this source we are probing relatively smaller scales than in S5 2007+777. Also, since both weak broad and narrow optical emission lines are detected in PKS 0521–365 over the variable non-thermal continuum (Danziger et al. 1979), beaming is likely to be modest in this source. Indeed, a fit of the core SED provides an inclination angle  $\sim 30^\circ$  (Pian et al. 1996).

A more appropriate and interesting comparison is between S5 2007+777 and PG 1004+130 as their redshifts are similar. In the BAL quasar X-ray emission from the SE radio jet was detected with *Chandra* (Miller et al. 2006) at  $8''$  (30 kpc) from the core. As noted by Miller et al. (2006), the X-ray emission is aligned with the FRI jet but displaced upstream with respect to the radio emission by about  $5''$  which could indicate deceleration if the X-ray emission is attributed to the IC/CMB process. On the contrary, in S5 2007+777 the offset

between the X-ray and radio emission is negligible and if any, in the opposite direction - the radio precedes the shorter wavelengths.

A possible difference between the two sources is the slope of the X-ray continuum emission of the two jets. In PG 1004+130 the latter is  $\Gamma_{jet} = 1.7$ , while for S5 2007+777 we found a flatter value (but within large  $1\sigma$  uncertainties),  $\Gamma_{jet} \simeq 1.0$ . In both jets, the optical upper limit, lying below the extrapolation from radio to X-rays, implies a concave SED. Using the ratio of the core radio to optical flux, Miller et al. derive an inclination angle  $\gtrsim 45^\circ$  for PG 1004+130, and infer that beaming is not affecting the jet properties. An IC/CMB fit to the SED yields  $\delta = 3$  and an inclination angle  $< 19^\circ$  (Miller et al. 2006). Based on this value for the angle, Miller et al. dismiss an IC-CMB origin for the X-ray emission, and prefer to model the X-ray emission with synchrotron from a second particle population in the jet.

Note, however, that in the 4.9 GHz map shown by Gopal-Krishna & Wiita (their Fig. 1c) the radio jet of PG 1004+130 appears much more prominent and better collimated than in a typical FRI suggesting that some amount of beaming could be present. Indeed, the method used by Miller et al. (2006) for estimating the inclination angle, based on the core radio-to-optical luminosity ratio,  $R_V$  (Wills & Brotherton 1995) and core-to-lobe flux ratio, suffers from very large uncertainties. We thus suggest that the IC/CMB model discussed by Miller et al. (2006) implying modest beaming ( $\delta \sim 3$ ) and a relatively large angle,  $\sim 20^\circ$ , could be viable. Weak beaming is also inferred from the X-ray properties of the jet in PKS 0521–365 (see above). Thus, S5 2007+777 stands out among the HYMOR jets probed by *Chandra* as the source with the largest beaming if the IC/CMB model is adopted. This result is consistent with its core classification as a BL Lac object.

In this context, there are some interesting implications for the cause of the FRI/II division. The general tendency of the X-ray emission from bona fide FR II jets to fade before the end of the radio emission can be naturally interpreted as deceleration of the jet bulk motion. However, in the context of an IC/CMB origin of the X-ray emission, if deceleration is due to entrainment of external matter (Tavecchio et al. 2006; but see Hardcastle 2006), the length a jet can travel before becoming subrelativistic depends on the transported bulk kinetic energy. It follows that in similar gas environments more powerful jets will remain relativistic over larger scales. Thus, a combination of interactions with ambient gas and jet power are required to account for the different FRI/FR II morphologies, confirming earlier findings (Owen & Ledlow 1994). From this perspective, it may not be coincidental that hybrid morphologies are found at intermediate powers, when relatively small changes in the environment can cause deceleration to set in at different scales.

## 6. Conclusions

We have analyzed and discussed the kpc-scale radio and X-ray jet in the classical radio-selected BL Lac S5 2007+777. Its properties appear peculiar, both for the close correspondence of X-ray and radio morphologies and for its hard X-ray continuum. Moreover, if an IC/CMB origin for the jet X-ray emission is accepted, the jet intrinsic size appears rather extreme. Relaxing the equipartition condition, however, ameliorates this difficulty.

Among the HYMOR jets detected with *Chandra*, S5 2007+777 stands out as unusual in its similarity to powerful FRIIs, and in possibly requiring the highest beaming. On the other hand, a synchrotron origin for the X-ray jet, can not be ruled out on the basis of the present data.

The *VLA* is a facility of the National Radio Astronomy Observatory is operated by Associated Universities, Inc. under a cooperative agreement with the National Science Foundation. Based in part on observations made with the NASA/ESA Hubble Space Telescope, obtained from the data archive at the STScI. STScI is operated by the Association of Universities for Research in Astronomy, Inc. under NASA contract NAS 5-26555. This research has made use of the NASA/IPAC Extragalactic Database (NED) which is operated by the Jet Propulsion Laboratory, California Institute of Technology, under contract with the National Aeronautics and Space Administration. C.C.C. was supported in part by an appointment to the NASA Postdoctoral Program at the Goddard Space Flight Center, administered by Oak Ridge Associated Universities through a contract with NASA.

## REFERENCES

- Antonucci, R. R. J., Hickson, P., Olszewski, E. W., & Miller, J. S. 1986, *AJ*, 92, 1
- Birkinshaw, M., Worrall, D.M., & Hardcastle, M.J. 2002, *MNRAS*, 335, 142
- Bridle, A.H. & Perley, R.A. 1984, *ARA&A*, 22, 319
- Danziger, I.J., Fosbury, R.A.E., Goss, W.M., & Ekers, R.D. 1979, *MNRAS*, 188, 415
- Gabuzda, D. C., Mullan, C. M., Cawthorne, T. V., Wardle, J. F. C., & Roberts, D. H. 1994, *ApJ*, 435, 140
- Gopal-Krishna & Wiita, P.J. 2000, *A&A*, 363, 507
- Hardcastle, M.J. 2006, *MNRAS*, 366, 1465
- Hartman, R.C. et al. 1999, *ApJS*, 123, 79

- Harris, D.E. & Krawczynski, H. 2002, *ApJ*, 565, 244
- Homan, D. C., Ojha, R., Wardle, J. F. C., Roberts, D. H., Aller, M. F., Aller, H. D., & Hughes, P. A. 2001, *ApJ*, 549, 840
- Jester, S., Harris, D.A., Marshall, H.L., & Meisenheimer, K. 2006, *ApJ*, 648, 900
- Kellermann, K. I., et al. 2004, *ApJ*, 609, 539
- Marshall, H. L. et al. 2005, *ApJS*, 156, 13
- Miller, B. P. et al. 2006, *ApJ*, 652, 163
- Owen, F.N. & Ledlow, M.J. 1994, in *ASP Conf. Series 54, The Physics of Active Galaxies*, ed. G.V.Bicknell, M.A. Dopita, & J.P. Quinn (San Francisco: ASP), 31
- Peng, B. et al. 2000, *A&A*, 353, 937
- Perez-Torres, M.A., Marcaide, J.M., Guirado, J.C. & Ros, E. 2004, *A&A*, 428, 847
- Pesce, J.E., Sambruna, R.M., Tavecchio, F., Maraschi, L., Cheung, C.C., Urry, C.M., Scarpa, R. 2001, *ApJ*, 556, L79
- Pian, E. et al. 1996, *ApJ*, 459, 169
- Sambruna, R.M., Maraschi, L., & Tavecchio, F. 2008, in *Proceedings of the HEPRO meeting in Dublin, Ireland, September 2007*, in press
- Sambruna, R.M. et al. 2007, *ApJ*, 670, 74
- Sambruna, R.M. et al. 2006, *ApJ*, 641, 717
- Sambruna, R.M., Gambill, J.K., Maraschi, L., Tavecchio, F., Cerutti, R., Cheung, C.C., Urry, C.M., & Chartas, G. 2004, *ApJ*, 608, 698 (S04)
- Sambruna, R.M., Maraschi, L., Tavecchio, F., Urry, C.M., Cheung, C.C., Chartas, G., Scarpa, R., & Gambill, J.K. 2002, *ApJ*, 571, 206
- Scarpa, R., Urry, C. M., Falomo, R., Pesce, J. E., & Treves, A. 2000, *ApJ*, 532, 740
- Schwartz, D.A. et al. 2007, *A&SS*, 311, 341
- Sirianni, M., et al. 2005, *PASP*, 117, 104
- Spergel, D. N., et al. 2003, *ApJS*, 148, 175
- Stawarz, L. & Ostrowski, M. 2002, *ApJ*, 578, 763
- Stickel, M., Fried, J. W., Kuehr, H., Padovani, P., & Urry, C.M. 1993, *ApJ*, 374, 431
- Tavecchio, F., et al. 2006, *ApJ*, 641, 732
- Tavecchio, F., Maraschi, L., Sambruna, R.M., & Urry, C.M. 2000, *ApJ*, 544, L23

Uchiyama, Y. et al. 2006, ApJ, 648, 910

Urry, C. M., Scarpa, R., O’Dowd, M., Falomo, R., Pesce, J. E., & Treves, A. 2000, ApJ, 532, 816

Wills, B.J. & Brotherton, M. 1995, ApJ, 448, L81

Witzel, A., Schalinski, C. J., Johnston, K. J., Biermann, P. L., Krichbaum, T. P., Hummel, C. A., & Eckart, A. 1988, A&A, 206, 245

Worall, D.M., Birkinshaw, M., & Hardcastle, M.J. 2001, MNRAS, 326, L7



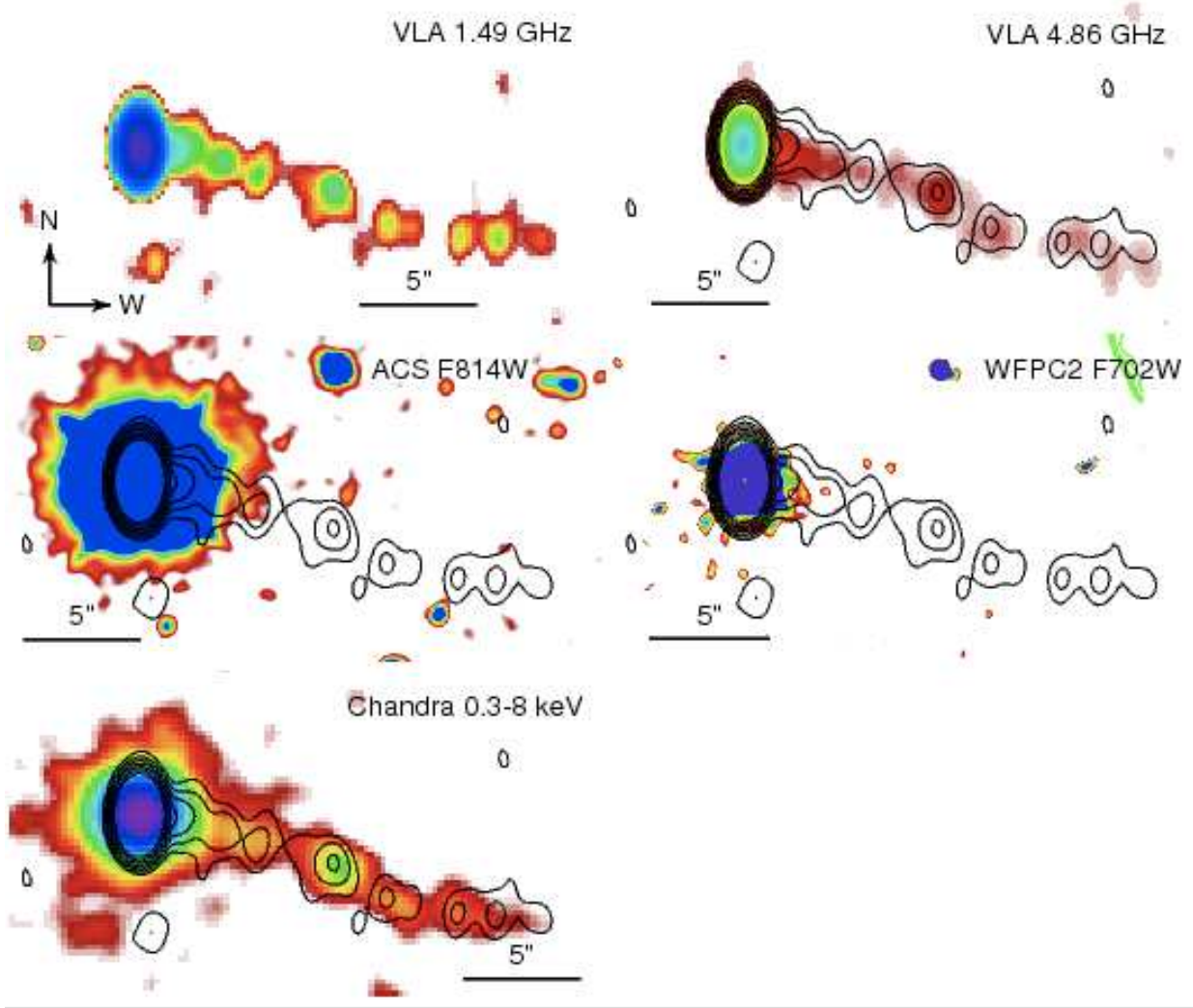


Fig. 1.— Multiwavelength images of the jet of S5 2007+777. First row: *VLA* 1.49 GHz and 4.86 GHz; Second row: *HST* ACS (F814W) and WFPC2 (F702W); Third row: *Chandra* 0.3–8 keV. In all cases, the 1.49 GHz radio contours are overlaid on the image.

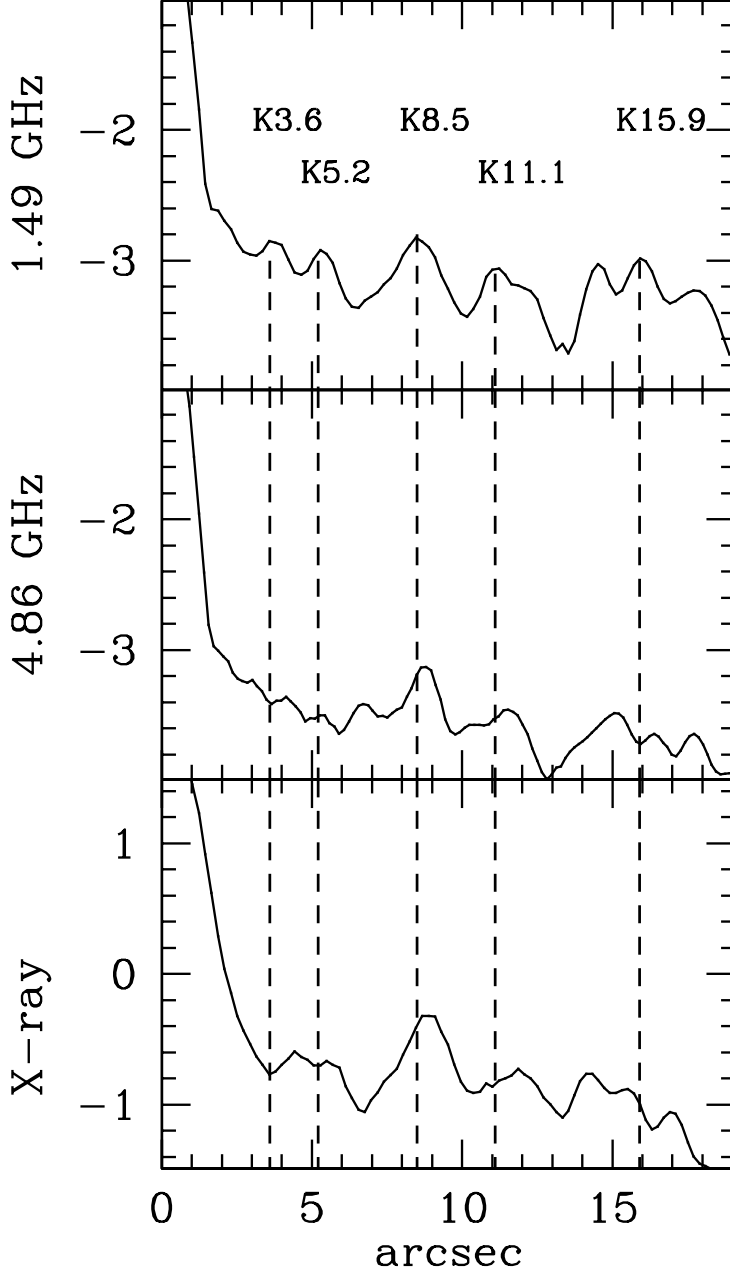


Fig. 2.— Radial profiles of the jet. The y axis is the logarithm of the count rates. The background is below the scale. The position of the radio knots is labeled by the vertical dashed lines. Uncertainties are  $\approx 30\%$  for the X-rays and 10–15% for the radio.

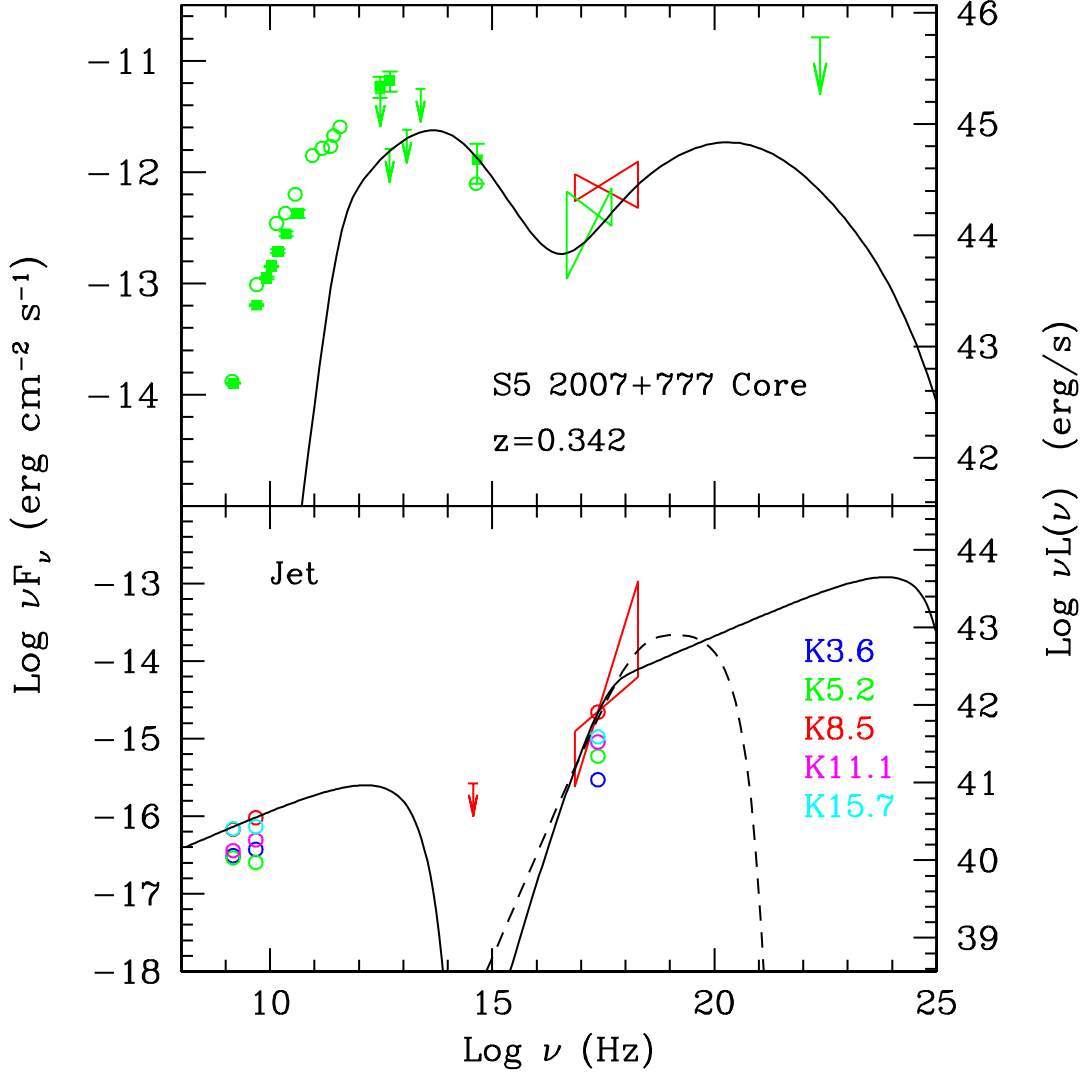


Fig. 3.— Spectral Energy Distributions of the core (top) and of the jet (bottom) for S5 2007+777. *Top panel:* The data for the core were taken from NED (open symbols) while the filled squares are the simultaneous measurements from Peng et al. (2000). The bowties at X-rays represent the *ROSAT* (Urry et al. 1996) and the *Chandra* (this work) observations. The solid line is a fit to the SED with the SSC model (Table 3). *Bottom panel:* The SEDs for all the knots in the jet are shown, using the data in Table 1 and 2. For the brightest knot K8.5 the X-ray continuum is represented with a bowtie. Two models are reported: the IC/CMB (solid line) and two synchrotron components (dashed line). In the latter, the low-energy synchrotron hump overlaps completely to the synchrotron part of the IC/CMB model. The parameters for all models are reported in Table 3.