

Are dry mergers of Ellipticals the way to reconcile model predictions with the downsizing?

Antonio Pipino¹ & Francesca Matteucci^{2,3}

¹ Astrophysics, University of Oxford, Denys Wilkinson Building, Keble Road, Oxford OX1 3RH, U.K

² Dipartimento di Astronomia, Università di Trieste, Via G.B. Tiepolo, 11, 34100 Trieste, Italy

³ INAF- Trieste, Via G.B. Tiepolo 11, 34100 Trieste, Italy

Accepted, Received

ABSTRACT

Aims. To show that the bulk of the star formation and the galaxy assembly should occur simultaneously in order to reproduce at the same time the *downsizing* and the chemical properties of present-day massive spheroids within one effective radius.

Methods. By means of chemical evolution models we create galactic building blocks of several masses and different chemical properties. We then construct a sample of possible merger histories going from a multiple minor merger scenario to a single major merger event aimed at reproducing a single massive elliptical galaxy. We compare our results against the mass-[Mg/Fe] and the mass-metallicity relations.

Results. We found that a series of multiple dry-mergers (no star formation in connection with the merger) involving building-blocks which have been created ad hoc in order to satisfy the [Mg/Fe]-mass relation cannot fit the mass-metallicity relation and viceversa. A major dry merger, instead, does not worsen the agreement with observation if it happens between galaxies which already obey to both the mass(σ)-[Mg/Fe] and the mass(σ)-metallicity relations. However, this process alone cannot explain the physical reasons for these trends.

Conclusions. Dry mergers alone cannot be the way to reconcile the need of a more efficient star formation in the most massive galaxies with the late time assembly suggested in the hierarchical paradigm in order to recover the galaxy downsizing.

Key words. Keywords should be given

galaxies: elliptical and lenticular, cD - galaxies: abundances
- galaxies: formation - galaxies: evolution

1. Introduction

The picture for the formation of elliptical galaxies in the framework of the hierarchical clustering scenario, namely of a major merger involving two spirals at late time (e.g. Kauffmann & White 1993) has been questioned several times (e.g. Ostriker 1980) since its original formulation. Recent studies (e.g. Thomas & Kauffmann 1999; Pipino & Matteucci 2006; Naab & Ostriker 2007), emphasised a tension between the observed photochemical properties and the predicted ones. From the dynamical view-point, however, the situation is different. In fact, at least the medium-sized fast-rotating ellipticals (Emsellem et al. 2007) have global morphological and kinematical properties which resemble those of a spiral-spiral merger remnant (e.g. Naab & Burkert 2003, Cox et al. 2006, Robertson et al. 2006). On the other hand, the most massive objects are better represented by the outcome of a dissipationless merger (Naab et al., 2006).

In a more general perspective, in order to reconcile at the same time the anti-hierarchical behaviour of the AGNs (e.g. Hasinger et al. 2005), the evolution of luminosity function with redshift (e.g. Bundy et al. 2006) as well as the evidences coming from the analysis of the stellar populations inhabiting ellipticals (e.g. Thomas et al. 2002), a substantial modification of the baryons behaviour, with respect to the Dark Matter one, seems to be required. In particular, more massive ellipticals are older and formed faster with respect to smaller objects (Thomas et

al. 2005). This is the so-called *downsizing* (Cowie 1996). The well known downsizing in the *chemical* properties of ellipticals, namely the increase of mean stellar [Mg/Fe] with galaxy mass (see Matteucci 1994), has received further independent evidences supporting it. For instance, the very recent observations of the evolution of the mass-gas metallicity relation with redshift (Maiolino et al. 2008) and the study of the present-day ratio between stars and gas (Calura et al. 2007), both favour the earlier and faster completion of the SF process for the most massive spheroids, with respect to the low-mass ones.

Hierarchical modelling, in its latest versions, partly accounts for the downsizing. In practice, the mass assembly still occurs at late times, but most of the stars have been formed at high redshift in small subunits. The preferred mechanism for the assembly of massive spheroids is a sequence of dry-mergers¹ (e.g. De Lucia et al. 2006). Dry mergers have been observed (Tran et al. 2005, Bell et al. 2006, Rines et al. 2007; and in more extended samples by van Dokkum 2005), although the criteria used to observationally define a dry-merger have been questioned by, e.g. Donovan et al. (2007). Dry merger between spheroidal systems are also invoked to explain the so-called boxy ellipticals (e.g. Naab et al. 2006). However, if we restrict ourselves to the most massive elliptical galaxies ($L > L_*$), they seem to be in place and do not show any signs of significant evolution in mass since $z \sim 1$ (Scarlata et al. 2006, Brown et al. 2007). A great deal of work has been done in the field of dynamical simulations, but so far

¹ In this paper *dry-merger* means a pure dissipationless merger of stellar systems, i.e. without any gas and star formation

the consequences on the chemical properties of the final stellar populations have not been tested.

On the other hand, in the *revised monolithic* scenario (Larson, 1974, Matteucci, 1994; Chiosi & Carraro 2002; Merlin & Chiosi 2006) both the mass(or σ)-[Mg/Fe] (MFMR, hereafter) and the mass(or σ)-metallicity (MMR) relations are naturally explained, as shown by Pipino & Matteucci (2004, PM04 hereafter). In particular, in PM04 for the first time the inverse wind scenario (Matteucci 1994) plus an initial infall episode are adopted within a multi-zone formulation. Under reasonable assumptions on the behaviour of the infall timescale and the star formation (SF) efficiency with galactic mass, PM04 showed how this kind of model can reproduce the whole set of chemical and photometric observables simultaneously.

In particular, it is necessary that both the bulk of the star formation and the galactic assembly proceed in lockstep. The same conclusion was reached by Cimatti, Daddi & Renzini (2006), who showed that the downsizing trend should be extended also to the mass assembly, in the sense that the most massive ellipticals should have assembled before the less massive ones). This conclusion was based on a re-analysis of the rest frame B-band COMBO-17 and DEEP2 luminosity functions. The aim of this paper is to show that this has not been taken yet into account in models based on the hierarchical clustering paradigm. We create galactic building blocks of different mass and chemical properties. We then construct a sample of possible merger histories running from a multiple minor merger scenario to a single major merger event aimed at reproducing a single massive elliptical galaxy. We compare the results against the MFMR and the MMR. In the absence of full a dynamical treatment, we cannot undertake a deeper analysis of the mass- and $\langle [Mg/Fe] \rangle$ - σ relations. In the following we will refer to the stellar velocity dispersion as a mass tracer, unless otherwise stated.

2. The model

The chemical code adopted here is described in PM04, where we address the reader for more details. In particular, this model is characterized by: Salpeter (1955) IMF, Thielemann et al. (1996) yields for massive stars, Nomoto et al. (1997) yields for type Ia SNe and van den Hoek & Groenewegen (1997) yields for low- and intermediate-mass stars (the case with η_{AGB} varying with metallicity).

We will use this model for producing ad hoc progenitors of present-day galaxies in order to investigate whether the final composite stellar population (CSP) in the merger remnant has properties which match those of observed ellipticals.

In particular, for each of them, we list star formation efficiency, infall timescale, and average stellar properties, such as the mass-weighted abundances and abundance ratios (see PM04 for their definition).

We define, according to Pagel & Patchett (1975, see also PM04 and Pipino, Matteucci & Chiappini 2006, hereafter PMC06) the stellar metallicity distribution, Υ_{prog} , as the fraction of stars formed in a given metallicity (Fe/H or Mg/Fe) bin.

The possibility to predict Υ_{prog} properties is important in the context of this study, because it allows us to infer the average abundance ratios in the stars. These ratios are useful when we want to compare our theoretical predictions to the observations, often given in terms of *SSP-equivalent* values, namely luminosity-weighted measures of the properties in the stellar component (see PMC06). The fact that we deal with old objects without any merger-induced SF, guarantees that mass-weighted and luminosity-weighted values are very similar in the

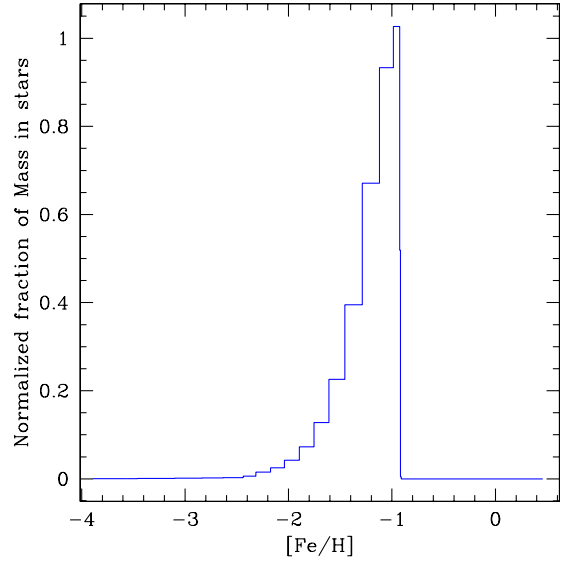


Fig. 1. Predicted stellar metallicity distribution Υ_{prog} as a function of [Fe/H] for the progenitor A.

more massive ellipticals (e.g. Arimoto & Yoshi 1987, Matteucci, Ponzzone & Gibson 1998).

The assumed galactic building blocks have the following characteristics:

- A: a $\sim 5 \times 10^8 M_{\odot}$ building block (luminous mass) which resembles a sort of present-day dwarf spheroidal galaxy (dSph). It has been obtained by assuming a star formation efficiency of $\nu = 0.1 \text{ Gyr}^{-1}$, while the infall timescale is $\tau = 0.5 \text{ Gyr}$ in agreement with the prescriptions of Lanfranchi & Matteucci (2004,2007). For this model we predict $\langle [Mg/Fe] \rangle = 0.28$ dex and $\langle [Fe/H] \rangle = -1.2$ dex, and a stellar metallicity distribution function Υ_{prog} shown in Fig. 1. The star formation in this block lasts 2.4 Gyr, which is the time at which a supernovae-driven galactic wind occurs.
- A+: a $\sim 5 \times 10^8 M_{\odot}$ building block has been obtained by assuming a higher star formation efficiency with respect to the previous case of $\nu = 10 \text{ Gyr}^{-1}$, while the infall timescale is $\tau = 0.5 \text{ Gyr}$. For this model we predict $\langle [Mg/Fe] \rangle = 0.57$ dex and $\langle [Fe/H] \rangle = -0.9$ dex, The star formation here lasts only 130 Myr due to the faster occurrence of a galactic wind.
- B: a $\sim 5 \times 10^8 M_{\odot}$ building block has been obtained by assuming a star formation efficiency of $\nu = 1 \text{ Gyr}^{-1}$, while the infall timescale is $\tau = 3 \text{ Gyr}$. For this model we predict $\langle [Mg/Fe] \rangle = -0.1$ dex and $\langle [Fe/H] \rangle = 0.63$ dex, and a stellar metallicity distribution Υ_{prog} function shown in Fig. 2. The star formation here lasts 1.8 Gyr.
- E: a $\sim 10^{11} M_{\odot}$ elliptical galaxy which matches both the MMR and the MFMR as well as the Colour-Magnitude Relation (CMR, Bower et al 1992). We refer to PM04's Model IIB for the same mass. For this model we predict an overall $\langle [Mg/Fe] \rangle = 0.25$ dex and $\langle [Fe/H] \rangle = 0.04$ dex. The stellar metallicity distribution is presented in Fig. 3 (solid line). We refer the reader to PMC06 for a more detailed description of the stellar metallicity distributions Υ_{prog} for such a model.

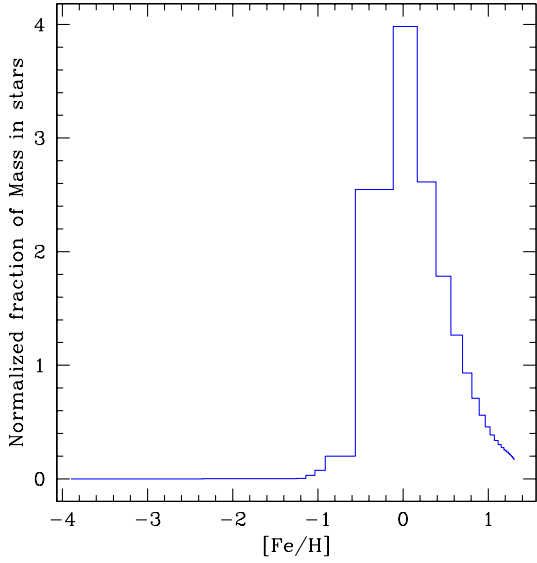


Fig. 2. Predicted stellar metallicity distribution Υ_{prog} as a function of $[Fe/H]$ for the progenitor B.

The final massive elliptical (F) we want to simulate is a $\sim 2 \times 10^{11} M_{\odot}$ galaxy. In particular, we expect it to have $\langle [Mg/Fe] \rangle = 0.27$ dex. according to PM04's Model IIB predictions for the same mass.

For the sake of simplicity we will assume that our model galaxies do not have radial gradient in α -enhancement. As shown by Pipino, D'Ercole & Matteucci (2008), in fact, even though most ellipticals form outside-in, the expected strong and positive $\langle [\alpha/Fe] \rangle$ gradient can be affected by the metal rich gaseous flows inside the galaxy acting together with the SFR. We recall that also observations suggest that the observed gradient slope in the $\langle [Mg/Fe] \rangle$ has a null mean value (e.g. Mehlert et al. 2003). Therefore we will refer to a one zone model in which the metallicity and the α enhancement do not vary with radius. In general, we will expect that mergers cannot account for the steep metallicity gradient observed in the majority of ellipticals (e.g. Carollo et al. 1993), and we postpone to a forthcoming paper the analysis of the gradients survival to several dry-mergers.

Under these assumptions, we predict the properties of the Composite Stellar Populations of the merger remnant in a straightforward manner. In fact, the stellar metallicity distribution function for the end product of a dry-merger is simply Υ_{final} summed over all progenitors and can be written as:

$$\Upsilon_{final} = \sum_{prog} M_{*,prog} \cdot \Upsilon_{prog}(t, Z) / \sum_{prog} M_{*,prog} . \quad (1)$$

where $M_{*,prog}$ is the stellar mass of the single progenitors. Similar equations hold for other distributions as functions of either $[Mg/Fe]$ or $[Fe/H]$. We stress again that this is possible because we are studying dry merger remnants, i.e. systems where no further SF is allowed to occur.

We also emphasise the fact that we present an exercise whose assumptions are rather extreme (i.e. galaxies formed only via dry-mergers) and without taking into account the observed merger rate and its relations with redshift, environment and, possibly, morphology of the progenitors (e.g. Lin et al. 2008).

3. Results and discussion

3.1. Multiple dry mergers of equal progenitors

Let us first assume the extreme case in which our massive elliptical has been made by merging of several progenitors of the kind A only, as expected from galaxy formation models which assume a short SF process at high redshift, but let the galaxy assembly happen much later (e.g. De Lucia et al. 2006, Kobayashi et al. 2007).

In order to have the right final mass, we need 400 of such small building blocks. Since progenitor A has been built in order to yield the final correct α enhancement, our massive spheroid will have a Mg enhancement of 0.28 dex and will match fairly well the average observational value for galaxies of the same mass. It is rather intuitive from eq. 1 that the final stellar metallicity distribution will still look like Fig. 1, therefore its final metallicity in terms of $[Fe/H]$ will remain very low, thus not matching either the MMR or the CMR.

The predicted value of the SFR per unit mass is 0.02/Gyr for the progenitor of kind A. Again, it is rather intuitive that the final spheroid will have the same value, at variance with the results from Thomas et al. (2005), which require this factor to be at least 2-3/Gyr, namely a factor of a hundred higher. Such a high SFR is needed also to reproduce the observed SFR in Lyman Break ($\sim 5 - 940 h^{-2} M_{\odot} yr^{-1}$, Shapley et al. 2001) and SCUBA (e.g. Swinbank et al. 2004) galaxies.

On the other hand, a quasi-monolithic model can have naturally the required SFR per unit mass. In fact the prediction PM04 (Fig. 4) is in good agreement for what concerns *shape, timescale and mean redshift of formation* with those inferred by Thomas et al. (2005, see their Fig. 10), the only difference being the sharp truncation due to the galactic wind. It should be noticed that many models based on the hierarchical clustering, which claim to have incorporated downsizing (e.g. De Lucia et al 2006, Kobayashi et al. 2007) have average SFR per unit mass lower at least by a factor of 3-5 than what is required from chemical evolution studies and line-strength indices analysis to reproduce the $[Mg/Fe]$ in massive ellipticals; according to our calculations, with such a low SFR per unit mass is possible to reproduce only a very modest α -enhancement (if any). In fact, such a value for the SFR per unit mass ($\sim 1/Gyr$) will only suffice to explain the $\langle [Mg/Fe] \rangle \sim 0.1$ dex of the less massive spheroids.

We tried to overcome the problem of having a too low SFR by introducing another ad hoc building block, namely the progenitor A+, which has a SFR per unit mass of the order of unity. In this case, however, the lack of agreement with the MMR is much more evident, and also the predicted $\langle [Mg/Fe] \rangle$ is too high. We notice in passing that if we allow for a subsequent gas-rich merger triggering a substantial episode of SF, we may be able to reproduce the MFMR, but we fail in obtaining other properties, such as the CMRs or the MMR, as shown by Pipino & Matteucci (2006) (see, e.g., the models discussed in their Sec. 3.3).

On the other hand, we can have the extreme case in which the galaxy is created by several progenitors of the kind B. The results of this analysis show that this model can reproduce the MMR but it predicts an underabundance of α -elements relative to Fe, at variance with observations.

We conclude that we cannot form massive spheroids from a sequence of several dry-mergers between building blocks of the same kind (similar mass and chemical properties), even if the progenitors are chosen to have the correct α -enhancement. For the same reason, present-day low mass ellipticals which satisfy both the MMR and the MFMR cannot be the building blocks

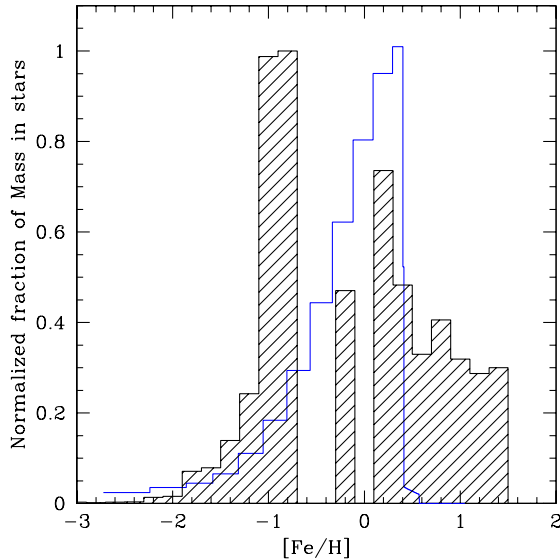


Fig. 3. Shaded hystogram: p redicted stellar metallicity distribution Υ_{final} as a function of $[Fe/H]$ for the case in which the final massive galaxy is made 50% of progenitor A-like building blocks and the rest of progenitors B. For comparison, the prediction for the Υ_{prog} of the PM04 best model (case E) is presented (solid line).

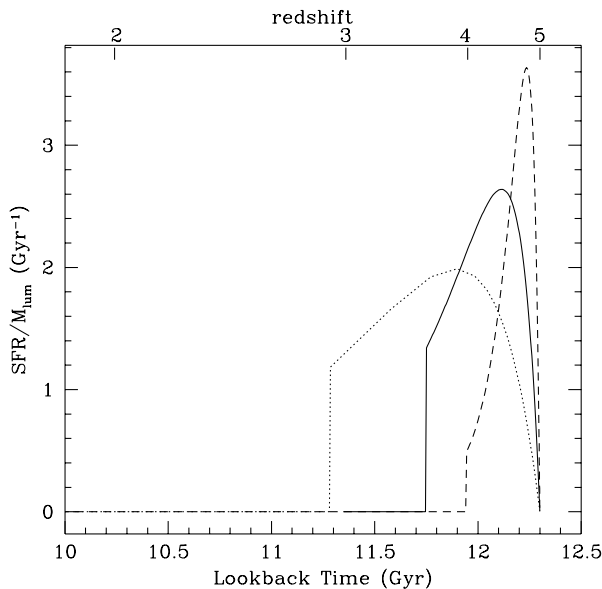


Fig. 4. Predicted SFR per unit mass for several masses, PM04's best model. The model E is represented by a solid line.

of massive ones. This conclusion can be extended to the CMR, since the colour differences are mainly driven by metallicity. Remarkably, similar conclusions have been obtained by Ciotti et al. (2007) by studying the dynamical properties of ellipticals. Therefore, pure dissipationless merger of similar stellar systems *cannot change the metallicity, the α -enhancement, the colours and the virial velocity dispersion.*

3.2. Multiple dry mergers of different progenitors

Now we relax the extreme assumption of the previous section and allow for two or more kind of progenitors for our massive elliptical. If, for simplicity sake, we have a fraction $f = 50\%$ of the final mass coming from progenitors of the type A and $1-f = 50\%$ from progenitors B, the final stellar metallicity distribution (shaded hystogram in Fig. 3) will be closer to the one expected for a normal elliptical (solid line in Fig. 3) and the outcome will match the CMR and the MMR, being its final $\langle [Fe/H] \rangle = 0.66$ dex, but the predicted $\langle [Mg/Fe] \rangle = 0.06$ dex is still too low. Moreover, this scenario cannot represent a solution for the still too low SFR per unit mass.

If we repeat the same exercise with model A+ and B, these latter quantities get in a better agreement with the values inferred from the observations, and we also notice an improvement for the $\langle [Mg/Fe] \rangle$ which now amounts to 0.1 dex.

We admit that the portion of the parameter space that we are investigating is quite small - although the choice of the models is sensible - the main aim of this investigation being the study of a few clear and extreme cases. Such examples serve to probe to which extent the random nature of the merger process models can be accomodated within the observational uncertainties. A more comprehensive analysis featuring a proper merger history based on the hierachical growth of structure and a self-consistent chemical evolution is in preparation (Pipino et al, 2008).

However, even in the case in which either two more suitable progenitors can be found, or a different mixture of several progenitors can predict the right final chemical properties for a given final galactic mass, several questions arise: i) why are only dSph (i.e. progenitor A) still observable in the local universe? (but see Robertson et al. 2005). ii) why is the fraction f such that none of the two classes is predominant? iii) since the $\langle [Mg/Fe] \rangle$ correlates with the final galactic mass, one should expect progenitors with different initial (i.e. pre-merger) properties - which scale accordingly to the final mass of the object - to live in the early universe. How it is possible that they know in advance what they are about to build later on? Finally, even if a selection mechanism is at work and it leads to an agreement between model and observed chemical properties, it must be able to account for other scaling relations, such as the Faber-Jackson (Faber & Jackson, 1976) and the Kormendy (1977) relations as well as the Fundamental Plane (e.g. Dressler et al. 1987).

It is also interesting to notice that Bournaud et al. (2007) claimed that repeated minor mergers - as the ones studied in this section - can theoretically form massive boxy elliptical galaxies without major mergers, being more frequent than the latter, in particular at moderate redshifts. The mechanism put forward by Bournaud et al. (2007) could explain the morphology and the dynamical properties of the merger remnant; in particular it might be a viable alternative to overcome the issues in the major-merger scenario (Naab & Ostriker, 2007) in order to explain the high boxiness of massive ellipticals. Unfortunately, Bournaud et al. (2007) explored only too a narrow mass range to understand whether their argument helps in reproducing the observed scaling relations for elliptical galaxies.

3.3. Multiple minor-dry merger on an already formed elliptical galaxy

At variance with the previous section, we now test the scenario in which the final galaxy is built via a series of a minor dry merger, namely adding several progenitors of either type (A-like or B-like) to a galaxy like progenitor E until we double its mass

(therefore we need roughly 200 of small building blocks). Since the model E stars contain the right amount of α -enhancement and mean metallicity, this case will help us in assessing whether the accretion of several progenitors of either type A or B can worsen the agreement with observations. Following the same line of reasoning of the previous sections, we first assume that we want to build the final galaxy as the sum of E and only type A+ progenitors. We obtain the Υ_{final} for model F according to eq. 1 and we find that the final $\langle [Mg/Fe] \rangle = 0.26$ is not exceeding the observational boundaries. If we assume that F is the result of a progenitor like E plus roughly two hundreds of building blocks of the type B, we predict $\langle [Mg/Fe] \rangle = 0.13$, which is on the lower observational boundary (see fig. 5, upper panel). The two cases presented above bracket a region of the parameter space in which the final galaxy F can be obtained through a series of dry mergers involving a galaxy like E and progenitors like A, A+ and B in different mixtures. Three main conclusions can be drawn on a scenario featuring multiple small progenitors accreted by a medium-sized ellipticals until it double its mass: i) multiple minor dry mergers cannot be ruled out on the basis of current observations, but they are only small perturbations for a massive elliptical which formed monolithically; ii) they may explain the observed scatter in the $\langle [Mg/Fe] \rangle$ values at a given galactic mass, although it can also be explained in the framework of the revised monolithic scheme by small differences in either the star formation efficiency or the infall timescale with respect to the PM04 best value (tuned to represent the average galaxy); iii) in any case, they cannot explain the trend of $\langle [Mg/Fe] \rangle$ with σ , because, even if they may lead to a modest increase in $\langle [Mg/Fe] \rangle$, the stellar velocity dispersion does not increase (Ciotti et al., 2007).

It is obvious that a few events like the ones depicted in this section can occur, for instance, in a dense environment such as a cluster of galaxy where also a residual on-going SF is detected in massive ellipticals and cD (Bildfell et al. 2008). The amount of SF inferred from UV spectra (Kaviraj et al. 2007) from redshift 1 to the present-day (and consistent with the merger rate by Khochfar & Burkert, 2006) will lead to a modest increase (1-5 percent) in the stellar mass, even though no SNIi explosions have been detected to-date (Mannucci et al. 2007, but they might still occur in S0, e.g., Pastorello et al. 2007); therefore we consider it either as an *accident* or a consequence of the environment, rather than a signature of any particular galaxy formation scenario. In fact, according to our previous calculations (Pipino & Matteucci 2006), such a low intensity late SF episode cannot significantly lower the $\langle [Mg/Fe] \rangle$ ratio.

Interestingly, recent observational evidences (Daddi et al. 2005, Trujillo et al. 2007) favour an increase in the size ellipticals by a factor of about 4 since redshift $z=1$, plausibly associated with the occurrence of dry-mergers. However, the simulations show that this kind of accretion occurs mainly outside one effective radius (Naab et al. 2007) and it might be due to accretion of small satellites (Daddi et al. 2005); therefore we do not expect them to affect the properties of the galactic core, whose stars obey to the MMR and the MFMR. Again, even in the framework of the revised-monolithic scenario, these episodes are unavoidable either in a dense environment or considering the fact the massive ellipticals are 12 Gyr old, therefore they had enough time to interact with their satellites.

3.4. Late major dry merger

Finally, we want to test the feasibility of a major dry merger between two massive spheroids of the kind E in order to produce

the galaxy F. In this case, the final elliptical will double its mass and keep a mean $\langle [Mg/Fe] \rangle = 0.25$ dex, which does not differ much from the value expected by model F. Nevertheless, a problem arises from the fact that, for a pure dissipationless merger between two objects of equal mass and same velocity dispersion σ , the final object will double its mass, but preserve σ (Ciotti et al. 2007). Therefore, we cannot move along the direction of the observed $\langle [Mg/Fe] \rangle$ - σ relation. This seems to be the case also when the stellar central velocity dispersion is allowed to (modestly) increase due to non-homology effects (Nipoti et al., 2003).

We stress that this clear and straightforward consequence of the virial theorem is often neglected in works which aim at reconciling the prediction from the hierarchical clustering scenario with the evidences coming from the chemistry.

Nonetheless, we can exploit the $\langle [Mg/Fe] \rangle$ -mass relation to infer some constraints on the number of major dry-mergers involving massive spheroids. From Thomas et al. (2005), we know that $\langle [Mg/Fe] \rangle = -0.459 + 0.062 \log(M_*)$ with an intrinsic scatter of ± 0.05 dex. This means that an elliptical galaxy which satisfies the average trend, can undergo either ~ 2 -4 major dry-mergers (if only one has mass ratio 1:1, the rest being either 1:2 or 1:3), or ~ 2 -3 major dry-mergers (if the mass ratio is always 1:1, i.e. at the first step we create two galaxies, each one via a merger of two units like model E (2xE), and then we let them merge together), before crossing the boundary set by observations. Remarkably, such a limit is in agreement with recent observational estimates for the average number of major mergers experienced by elliptical galaxies since redshift 1.2 (e.g. Lin et al. 2008). Unfortunately, the nature of our exercise does not allow us to either put precise constraints or to make predictions on the merger rate. However, if we take into account the fact that the dry-merger rate seems to decline quite strongly with redshift, we may argue that the maximum major-merger rate allowed by the MFMR is 0.2-0.3/Gyr in agreement with Bell et al. (2006)'s estimate. In any case, following the same argument of the previous sections, no arbitrary sequence of dry-mergers of a model E galaxy with similar progenitor can ever form a $10^{12} M_{\odot}$ spheroid with the highest observed $\langle [Mg/Fe] \rangle$ for that mass.

4. Conclusions

Before drawing our final remarks, we summarize the results obtained in the studied case by means of fig. 5, where the average $\langle [Mg/Fe] \rangle$ and the average $\langle [Fe/H] \rangle$ are plotted versus $\log(\sigma)$. In this figure we sketch the allowed paths as solid lines, whereas we plot as dashed lines what is impossible on the basis of stellar population arguments. We compare them with the observations by Nelan et al. (2006): the black dotted line being the mean value, and the shaded area brackets the observational scatter reported by the authors. These values are in agreement with the previous analysis by Thomas et al. (2005), although in Nelan et al. (2006) the slope of the MFMR is somewhat flatter at high velocity dispersions.

As done in the previous sections, we follow the merger history which links progenitors A to the *intermediate stage E* to the *massive elliptical F* as an example of a possible accretion history which may lead to the creation of a massive spheroid from small subunits. With *400xA* we name the outcome of the multiple mergers described in Sec. 3.1. We already know that some of the chemical properties of such a galaxy will differ from those featured by model F. We assume that the progenitors of type A inhabit the upper (lower) left corner in the upper (lower) panel, without any further specification on their initial σ and on the dy-

namical outcome of the multiple mergers. To be conservative, in fact, we assume that they can somehow increase their σ^2 , but we recall that, were the build-up of model 400xA a sequence of *pure parabolic mergers*³ *between collisionless systems*, its final σ would be equal to the maximum value of the stellar velocity dispersion among the progenitors (Ciotti et al., 2007, see also Nipoti et al. 2003 for the effects of non-homology). This means that the remnant merger would probably lie very close to A in the upper panel of fig. 5, without moving leftward as we assume in our simple sketch. From the upper panel of Fig. 5, we notice that the model 400xA is fairly close to the model that we want to reproduce through the sequence of mergers (F), therefore we mark this path (solid line) in the $[Mg/Fe]-\sigma$ plane as *allowed*, meaning that, on pure chemical evolution basis, it is possible to create a massive spheroid which satisfies the MFMR starting from α -enhanced building blocks. On the other hand, the lower panel of Fig. 5, tells us that the galaxy of type 400xA falls short in reproducing the MMR by more than two orders of magnitude. A path joining A with E and F (dashed line) is impossible if we want to satisfy both the observed relationships. We do not show here the paths leading to a final F galaxy from building blocks of type B. It is intuitive that they will be *allowed* on the metallicity- σ plane, but they will be outside the region delimited by the observations in the $[Mg/Fe]-\sigma$ plane. If we allow galaxies to form through a sequence of mergers involving different progenitors, given the random nature of the hierarchical assembly it is natural to expect a scatter in the predicted MMR and the MFMR much larger than the observed ones and no slope at all. We expect this to happen also in the most recent models based on the hierarchical assembly and even if the features several gestures toward the *downsizing*, as it has indeed been shown by Nagashima et al. (2005).

This fact and our previous works on the quasi-monolithic formation of massive ellipticals (PM04) as well as the effect of major wet mergers (Pipino & Matteucci, 2006) allow us to derive the first important conclusions:

i) *The diagnostic power of the MMR and MFMR relies in the fact that the mechanisms required to satisfy the former tend to worsen the agreement with the latter, and viceversa.*

ii) *Only when most of the star formation process and the galactic assembly occur at roughly the same time and the same place both relations can be fulfilled.*

As expected from the discussion of section 3.4, the outcome (called $2xE$ in Fig. 5) of a major dry merger involving two massive ellipticals, will occupy the same place of its progenitor E and does not move to where it is expected (i.e. at F), therefore we mark this path as *not allowed*

Moreover, the model E has been designed to represent an average elliptical of medium size, although the observations tell us that there are galaxies of the same mass but lower α -enhancement (as low as 0.1 dex, lower boundary of the shaded region - Fig. 5, upper panel). This means that, in principle, we should be able to observe also giant ellipticals with $[< Mg/Fe >]$ as low as ~ 0.1 dex. Since this is not the case, we have not only the need of a way to increase σ without having any substantial wet mergers (and further SF), but also we need to invoke some selective

² This might happen if the progenitors are already bound to each other, as in they case in which they inhabit the same massive Dark Matter halo. However, the energy must have the exact value for the merger end-product to obey to the Fundamental Plane, therefore this case seems rather unlikely.

³ This seems to be the case for nearly 50% of the merger events (Khochfar & Burkert, 2006)

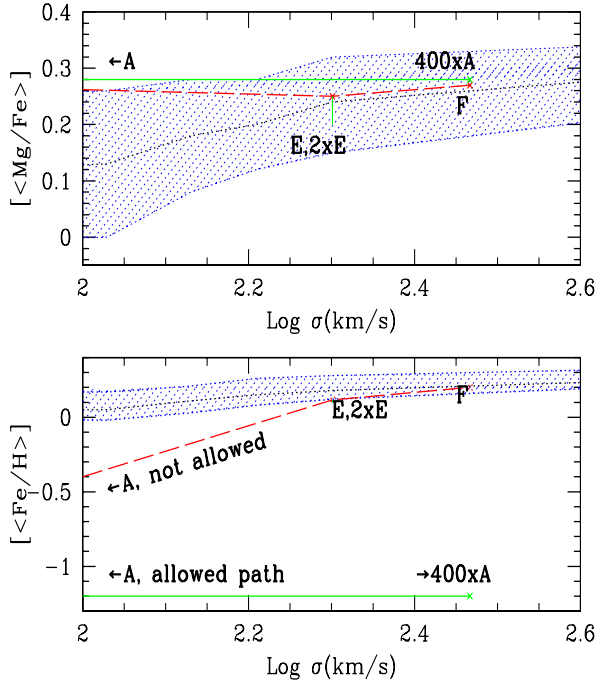


Fig. 5. Predicted evolutionary paths (solid: allowed by the analysis of the chemical properties; dashed: not allowed, see text) in the $[< Mg/Fe >]-\sigma$ (upper panel) and $[< Fe/H >]-\sigma$ (lower panel) planes. The initial, intermediate and final points are marked according to the galaxy (progenitor) type and the merger end-product, respectively. The shaded areas encompass the observations (Nelán et al. 2006), whose average trends with the velocity dispersion are given by the black dotted lines.

mergers. Other constraints will come from the study of the joint evolution of the MFMR and MMR with redshift.

In conclusion, it seems hard to reproduce all giant ellipticals either via a *pure* sequence of multiple minor dry mergers, or via major dry mergers. However, the scatter of the MFMR is such that the occurrence of 1-3 major-dry mergers during the galactic lifetime cannot be ruled out and indeed it is in agreement with the observations (e.g. Bell et al., 2006). For the same reason, several accretion episodes of small satellites onto a massive 'monolithic' elliptical galaxy, can be classified as perturbations which may help explaining the observational scatter. Moreover, it is still to be understood whether a mixed (namely including both wet- and dry-mergers) model which tracks the observed evolution of the merger rates amongst different galactic morphologies (e.g. Lin et al., 2008) can overcome the above difficulties.⁴ This is beyond the scope of the present paper, which (along with PM06) aims at being only a first step into a quantitative analysis of the chemical properties of merger remnants. We stress that we present some rather extreme cases (i.e. galaxies formed only via dry-mergers) as opposed to PM06 where we presented only wet-mergers. Results by a semi-analytical model which incorporates several gestures toward the reproduction of the *downsizing* as well as the galactic colour bimodality, with a full and self-

⁴ Thomas & Kauffmann (1999) already showed that this is not the case for the class of earlier hierarchical models not taking into account the *downsizing*.

consistent treatment of the chemical evolution will be presented in a forthcoming paper (Pipino et al., in preparation).

Acknowledgments

We acknowledge useful discussions with T. Naab. We thank the referee for the careful reading. L. Ciotti is warmly thanked for a timely reading of the paper and many enlightening comments.

References

- Arimoto, N., & Yoshii, Y. 1987, *A&A*, 173, 23
- Bell, E., et al. 2006, *ApJ*, 2006, 640, 241
- Bildfell, C.; Hoekstra, H.; Babul, A.; Mahdavi, A., 2008 eprint arXiv:0802.2712
- Bournaud, F., Jog, J., Combes, F., 2007, *A&A*, 476, 1179
- Bower, R.G., Lucey, J.R., Ellis, R.S. 1992, *MNRAS*, 254, 589
- Brown, M.J.J, Dey, Arjun; Jannuzi, Buell T.; Brand, Kate; Benson, Andrew J.; Brodwin, Mark; Croton, Darren J.; Eisenhardt, Peter R., 2007, *ApJ*, 654, 858
- Bundy, Kevin; Ellis, Richard S.; Conselice, Christopher J. 2005, *ApJ*, 625, 621
- Calura, F.; Jimenez, R.; Panter, B.; Matteucci, F.; Heavens, A. F. 2007, *MNRAS* submitted, (arXiv:0707.1345)
- Carlberg, R.G., *ApJ*, 286, 403
- Carollo, C.M., Danziger, I.J., & Buson, L. 1993, *MNRAS*, 265, 553
- Cimatti, A.; Daddi, E.; Renzini, A. 2006, *A&A*, 453, 29
- Cimatti, A., Daddi, E., Renzini, A., Cassata, P., Vanzella, E., Pozzetti, L., Cristiani, S., Fontana, A., Rodighiero, G., Mignoli, M., Zamorani, G. 2004, *Nature*, 430, 184
- Ciotti, L.; Lanzoni, B.; Volonteri, M. 2007, *ApJ*, 658, 65
- Cox, T.J., Dutta, S.N., Di Matteo, T., Hernquist, L., Hopkins, P.F., Robertson, B., Springel, V., 2006, *ApJ*, 650, 791
- Cowie, L.L.; Songaila, A.; Hu, E.M.; Cohen, J.G. 1996 *AJ*, 112, 839
- Daddi, E.; Renzini, A.; Pirzkal, N.; Cimatti, A.; Malhotra, S.; Stiavelli, M.; Xu, C.; Pasquali, A.; Rhoads, J. E.; Brusa, M.; and 6 coauthors 2005, *ApJ*, 626, 680
- De Lucia, G.; Springel, V.; White, S.D.M.; Croton, D.; Kauffmann, G. 2006 *MNRAS*, 366, 499
- Donovan, J.L., Hibbard, J.E., van Gorkom, J.H. 2007, arXiv: 0706.0734
- Dressler, A., Lynden-Bell, D., Burnstein, D. Davies, R.L., Faber, S.M., Terlevich, R., Wegner, G. 1987, *ApJ*, 313, 42
- Emsellem, E., et al., 2007, *MNRAS*, 379, 401
- Faber, S.M., & Jackson, R.E., 1976, *ApJ*, 204, 668
- Hasinger, G.; Miyaji, T.; Schmidt, M. 2005 *A&A*, 441, 417 Hix, W. R.; Thielemann, F.K. 1999, *ApJS*, 125, 439
- Kauffmann, G., & White, S.D.M. 1993, *MNRAS*, 261, 921
- Kaviraj, S.; Peirani, S.; Khochfar, S.; Silk, J.; Kay, S. 2007, arXiv0711.1493
- Khochfar, S., & Burkert, A., 2006, *A&A*, 445, 403
- Kobayashi, C., Springel, V.; White, S.D.M., 2007, *MNRAS*, 376, 1465
- Kormendy, J., 1977, *ApJ*, 218, 333
- Lanfranchi, G. A.; Matteucci, F. 2004, *MNRAS*, 351, 1338
- Lanfranchi, G. A.; Matteucci, F. 2007, *A&A*, 468, 927
- Larson, R.B. 1974, *MNRAS*, 166, 585
- Maiolino et al. (2008) arXiv:0712.2880
- Mannucci, F., Maoz, D.; Sharon, K.; Botticella, M. T.; Della Valle, M.; Gal-Yam, A.; Panagia, N. 2007, *MNRAS*, tmp, 1132
- Matteucci, F. 1994, *A&A*, 288, 57
- Matteucci, F., Ponzzone, R., Gibson, B.K., 1998, *A&A*, 335, 855
- Mehlert, D.; Thomas, D.; Saglia, R. P.; Bender, R.; Wegner, G. 2003, *A&A*, 407, 423
- Merlin, E., & Chiosi, C., 2006, *A&A*, 457, 437
- Naab, T., Jesseit, R., Burkert, A. 2006, *MNRAS*, 372, 839
- Naab, T., Johansson, P.H., Ostriker, J.P., & Efstathiou, G. 2007, *ApJ*, 658, 710
- Naab, T., Ostriker, J.P., 2007, astro-ph/0702535
- Nagashima, Masahiro; Lacey, Cedric G.; Okamoto, Takashi; Baugh, Carlton M.; Frenk, Carlos S.; Cole, Shaun 2005, *MNRAS*, 363L, 31
- Nomoto, K., Hashimoto, M., Tsujimoto, T., Thielemann, F.K., Kishimoto, Nelan, J.E.; Smith, R.J.; Hudson, M.J.; Wegner, G.A.; Lucey, J.R.; Moore, S.A.W.; Quinney, S.J.; Suntzeff, N.B. 2005, *ApJ*, 632, 137
- Nipoti, C., Londrillo, P & Ciotti, L. 2003, *MNRAS*, 342, 501
- Ostriker, J. P. 1980, *ComAp*, 8, 177
- Pastorello, A.; Valle, M. Della; Smartt, S. J.; Zampieri, L.; Benetti, S.; Cappellaro, E.; Mazzali, P. A.; Patat, F.; Spiro, S.; Turatto, M.; Valenti, S. 2007, *Nature*, 449, 1
- Pagel, B.E.J., & Patchett, B.E. 1975, *MNRAS*, 172, 13
- Pipino, A., Matteucci, F. 2007, arXiv 0706.2932
- Pipino, A., Matteucci, F. 2004, *MNRAS*, 347, 968 (PM04)
- Pipino, A., Matteucci, F. 2006, *MNRAS*, 365, 1114
- Pipino, A.; Matteucci, F.; Chiappini, C. 2006 *ApJ*, 638, 739 (PMC06)
- Rines, K., Finn, R., Vikhlinin, A. 2007, arXiv:0708.0011
- Robertson, B., Bullock, J.S., Font, A.S., Johnston, K.V.; Hernquist, L., 2005, *ApJ*, 632, 872
- Robertson, B., Cox, T.J., Hernquist, L., Franx, M., Hopkins, P.F., Martini, P., Springel, V., 2006, *ApJ*, 641, 21
- Salpeter, E.E., 1955, *ApJ*, 121, 161
- Scarlata, C.; Carollo, C. M.; Lilly, S. J.; Feldmann, R.; Kampczyk, P.; Renzini, A.; Cimatti, A.; Halliday, C.; Daddi, E.; Sargent, M. T.; and 19 coauthors 2007, *ApJS*, 172, 494
- Shapley, A.E., & Steidel, C., Adelberger, K.L., Dickinson, M., & Giavalisco, M., Pettini, M., 2001, *ApJ*, 562, 95
- Swinbank, A. M.; Smail, Ian; Chapman, S. C.; Blain, A. W.; Ivison, R. J.; Keel, W. C., 2004, *ApJ*, 617, 64
- Thielemann, F.K., Nomoto, K., Hashimoto, M. 1996, *ApJ*, 460, 408
- Thomas, D., & Kauffmann, G. 1999, in *Spectroscopic dating of stars and galaxies*, ASP Conference Series, 192, eds. I. Hubeny, S. Heap, R. Cornett, 261
- Thomas, D., Maraston, C., & Bender, R., 2002, *Ap&SS*, 281, 371
- Thomas, D.; Maraston, C.; Bender, R.; Mendes de Oliveira, C. 2005, *ApJ*, 621, 673
- Thornton, K., Gaudlitz, M., Janka, H.-T., Steinmetz, M. 1998, *ApJ*, 500, 95
- Trager, S.C., Faber, S.M., Worthey, G., Gonzalez, J.J., 2000a, *AJ*, 119, 1654
- Tran, K.-V. H., van Dokkum, P., Franx, M., Illingworth, G. D., Kelson, D. D., & Schreiber, N. M. F. 2005, *ApJ*, 627, L25
- Trujillo, I.; Conselice, C. J.; Bundy, Kevin; Cooper, M. C.; Eisenhardt, P.; Ellis, Richard S., 2007, *MNRAS*, 382, 109
- van den Hoek, L.B., Groenewegen, M.A.T. 1997, *A&AS*, 123, 305
- van Dokkum, P.G. 2005, *AJ*, 130, 2647
- Worthey, G., Faber, S.M., & Gonzalez, J.J. 1992, *ApJ*, 398, 69