

Unfolding a Codimension-Two, Discontinuous, Andronov-Hopf Bifurcation

D.J.W. Simpson and J.D. Meiss*
 Department of Applied Mathematics
 University of Colorado
 Boulder, CO 80309-0526

February 10, 2022

Abstract

We present an unfolding of the codimension-two scenario of the simultaneous occurrence of a discontinuous bifurcation and an Andronov-Hopf bifurcation in a piecewise-smooth, continuous system of autonomous ordinary differential equations in the plane. We find the Hopf cycle undergoes a grazing bifurcation that may be very shortly followed by a saddle-node bifurcation of the orbit. We derive scaling laws for the bifurcation curves that emanate from the codimension-two bifurcation.

1 Introduction

A system of differential equations is said to be *piecewise-smooth* if it is everywhere smooth except on some codimension-one boundaries called *switching manifolds*. This paper is concerned with such systems that are continuous everywhere but non-differentiable on switching manifolds. Piecewise-smooth continuous systems have been utilized to model a range of diverse physical situations, for instance vibro-impacting mechanical systems [1, 2], switching in electrical circuits [3, 4, 5] and various non-smooth phenomena in biology and physiology [6, 7].

The interaction of invariant sets with switching manifolds often produces bifurcations not seen in smooth systems. The last two decades have seen an explosion of interest in such bifurcations and many new results, see for instance [8, 1, 4] and references within. In the neighborhood of a single switching manifold a piecewise-smooth, continuous system may be written as

$$\dot{x} = \begin{cases} F^{(L)}(x), & H(x) \leq 0 \\ F^{(R)}(x), & H(x) \geq 0 \end{cases}, \quad (1)$$

*D. J. W. Simpson and J. D. Meiss gratefully acknowledge support from NSF grant DMS-0707659.

where $x \in \mathbb{R}^N$, $F^{(L)}, F^{(R)} : \mathbb{R}^N \rightarrow \mathbb{R}^N$ are C^k and $H : \mathbb{R}^N \rightarrow \mathbb{R}$ is sufficiently smooth. The switching manifold is the set $\mathcal{S} = \{x \in \mathbb{R}^N \mid H(x) = 0\}$ and by continuity, $F^{(L)} = F^{(R)}$ on \mathcal{S} .

A point $x^* \in \mathbb{R}^N$ is an equilibrium of the left-half-system if $F^{(L)}(x^*) = 0$ and is said to be *admissible* if $H(x^*) \leq 0$ and *virtual* otherwise (and vice-versa for the right-half-system). By continuity of (1), an equilibrium that lies exactly on \mathcal{S} is an admissible equilibrium of both smooth half-systems. This codimension-one phenomenon generally gives rise to what is known as a *discontinuous bifurcation* (sometimes called a *boundary equilibrium bifurcation*) for which there are two basic generic scenarios. Either equilibria in the two half-systems coexist, collide and annihilate on the switching manifold (*non-smooth saddle-node*) or one equilibrium is admissible on each side of the bifurcation (*persistence*). In addition, other invariant sets may be created at the bifurcation, such as a periodic orbit in a manner akin to an Andronov-Hopf bifurcation [9, 10].

Even though linear terms of an appropriate series expansion of the system generally completely determine dynamical behavior local to a discontinuous bifurcation, in a general N -dimensional system the bifurcation may be extremely complex. Much work has been done for low ($N \leq 3$) dimensional systems [11, 12, 1, 8]. In two-dimensions, if a periodic orbit emanates from a generic discontinuous bifurcation, it must encircle an equilibrium of focus type [11]. In this paper we unfold about the codimension-two point where the focus-type equilibrium has purely imaginary eigenvalues at the crossing point. This scenario corresponds to the simultaneous occurrence of a discontinuous bifurcation and a (smooth) Andronov-Hopf bifurcation and has recently been observed in a model of yeast growth [13].

We find that as parameters are changed to move away from the Hopf bifurcation, the associated Hopf cycle grows in size as usual, until grazing the switching manifold. No bifurcation occurs at the grazing point in the sense that the phase portrait does not change topologically (because the system is continuous at the switching manifold [14]). However, very shortly beyond the grazing bifurcation a saddle-node bifurcation of the orbit may occur. We derive a condition governing when this occurs and a scaling law describing how close to the grazing the saddle-node bifurcation occurs. Our results are presented in Theorem 1.

The remainder of this paper is organized as follows. In §2 we transform the general system to a normal form involving companion matrices and state the theorem. In §3 we provide a simple example and use it to illustrate the theorem and numerically verify predicted scaling laws. §4 outlines our method of proof and §5 presents a proof of the theorem. Conclusions are presented in §6.

2 Preliminaries and Theorem Statement

Consider a two-dimensional, piecewise- C^k continuous system of ordinary differential equations in \mathbb{R}^2 with two independent parameters, μ and η . For our analysis below we will need to assume $k \geq 8$. In a neighborhood of a single switching manifold the

system may be written as

$$\begin{bmatrix} \dot{x} \\ \dot{y} \end{bmatrix} = \begin{cases} \begin{bmatrix} f^{(L)}(x, y; \mu, \eta) \\ g^{(L)}(x, y; \mu, \eta) \end{bmatrix}, & H(x, y; \mu, \eta) \leq 0 \\ \begin{bmatrix} f^{(R)}(x, y; \mu, \eta) \\ g^{(R)}(x, y; \mu, \eta) \end{bmatrix}, & H(x, y; \mu, \eta) \geq 0 \end{cases}, \quad (2)$$

where $H : \mathbb{R}^4 \rightarrow \mathbb{R}$ is a sufficiently smooth (at least C^3) function. The switching manifold is the parameter dependent set, $\mathcal{S}_{\mu, \eta} = \{(x, y)^\top \mid H(x, y; \mu, \eta) = 0\}$. Without loss of generality we may assume that H vanishes at $(x, y; \mu, \eta) = (0, 0; 0, 0)$. If in addition $\frac{\partial H}{\partial x} + \frac{\partial H}{\partial y} \neq 0$, then locally $\mathcal{S}_{0,0}$ is a curve intersecting the origin. Via coordinate transformations in a similar manner as given in [14], we may assume to order C^3 that H is simply equal to x . The higher order terms in H do not affect our analysis below; thus in what follows, we will assume H is identically equal to x . The switching manifold is then simply the y -axis and we will refer to $(f^{(L)}, g^{(L)})^\top$ as the *left-half-system* and $(f^{(R)}, g^{(R)})^\top$ as the *right-half-system*.

We may assume that there is a discontinuous bifurcation at the origin when $\mu = \eta = 0$. Since the origin lies on the switching manifold and (2) is continuous, it is an equilibrium of both the left and right-half-systems. In this paper we are interested in the scenario that the equilibrium in the left-half-plane has complex-valued eigenvalues $\lambda_\pm = \nu \pm i\omega$. (We make no assumptions about eigenvalues of the equilibrium solution in the right-half-plane.) Assume that when $\mu = \eta = 0$, the eigenvalues are purely imaginary, i.e.,

$$\nu(0, 0) = 0, \quad \omega(0, 0) > 0. \quad (3)$$

Notice $\pm i\omega(0, 0)$ are the eigenvalues of the matrix

$$J = \left[\begin{array}{cc} \frac{\partial f^{(L)}}{\partial x} & \frac{\partial f^{(L)}}{\partial y} \\ \frac{\partial g^{(L)}}{\partial x} & \frac{\partial g^{(L)}}{\partial y} \end{array} \right] \bigg|_{(x, y; \mu, \eta) = (0, 0; 0, 0)}. \quad (4)$$

Therefore, in particular

$$\det(J) = \omega^2(0, 0) \neq 0, \quad (5)$$

$$J_{12} = \frac{\partial f^{(L)}}{\partial y} \bigg|_{(0, 0; 0, 0)} \neq 0. \quad (6)$$

By the implicit function theorem and (5) the left-half-system has an equilibrium $(x^{*(L)}(\mu, \eta), y^{*(L)}(\mu, \eta))^\top$ where $x^{*(L)}$ and $y^{*(L)}$ are C^k functions and $x^{*(L)}(0, 0) = y^{*(L)}(0, 0) = 0$. As is generically the case, we assume the distance of the equilibrium from the switching manifold varies linearly with some combination of parameters. Without loss of generality we may assume μ is a suitable choice. That is

$$\frac{\partial x^{*(L)}}{\partial \mu}(0, 0) \neq 0. \quad (7)$$

Again by the implicit function theorem, there is a C^k function, ϕ , such that $x^{*(L)}(\phi(\eta), \eta) = 0$. In other words when $\mu = \phi(\eta)$, the equilibrium lies on the switching manifold. After performing the nonlinear change of coordinates

$$\begin{aligned}\mu &\mapsto \mu - \phi(\eta) , \\ y &\mapsto y - y^{*(L)}(\phi(\eta), \eta) ,\end{aligned}\tag{8}$$

we may factor μ out of the constant term in the system (2), i.e.¹

$$\begin{bmatrix} f^{(L)}(0, 0; \mu, \eta) \\ g^{(L)}(0, 0; \mu, \eta) \end{bmatrix} = \begin{bmatrix} f^{(R)}(0, 0; \mu, \eta) \\ g^{(R)}(0, 0; \mu, \eta) \end{bmatrix} = \begin{bmatrix} p(\mu, \eta) \\ q(\mu, \eta) \end{bmatrix} \mu + o(k) ,\tag{9}$$

where p and q are C^{k-1} . The left and right-half-systems may now be written as

$$\begin{aligned}\begin{bmatrix} f^{(i)}(x, y; \mu, \eta) \\ g^{(i)}(x, y; \mu, \eta) \end{bmatrix} &= \begin{bmatrix} p(\mu, \eta) \\ q(\mu, \eta) \end{bmatrix} \mu + \begin{bmatrix} a_i(\mu, \eta) & b(\mu, \eta) \\ c_i(\mu, \eta) & d(\mu, \eta) \end{bmatrix} \begin{bmatrix} x \\ y \end{bmatrix} \\ &+ \begin{bmatrix} \tilde{f}^{(i)}(x, y; \mu, \eta) \\ \tilde{g}^{(i)}(x, y; \mu, \eta) \end{bmatrix} + o(k) ,\end{aligned}\tag{10}$$

where a_i, b, c_i, d are each C^{k-1} and $\tilde{f}^{(i)}, \tilde{g}^{(i)}$ are C^k functions nonlinear in x and y . (As with p and q , subscripts are not required for the coefficients b and d because the system is continuous.)

We show now that it is possible to change coordinates to set $p(\mu, \eta) \equiv 0$. Since $b(0, 0) \neq 0$ by (6), using the implicit function theorem, there exists a unique C^k function, ψ , such that $f^{(L)}(0, \psi(\mu, \eta); \mu, \eta) = 0$. After the coordinate change

$$y \mapsto y - \psi(\mu, \eta) ,\tag{11}$$

the system remains in the form (10) with $p(\mu, \eta) \equiv 0$.

Finally we transform the system to the usual canonical companion matrix form. As is well-known, this may be accomplished when the system is *observable* in the control theory sense [15, 8]. Our system is observable by (6), and the required transformation is

$$\begin{aligned}y &\mapsto -d(\mu, \eta)x + b(\mu, \eta)y , \\ \mu &\mapsto -b(\mu, \eta)q(\mu, \eta)\mu , \\ \eta &\mapsto a_L(\mu, \eta) + d(\mu, \eta) .\end{aligned}\tag{12}$$

The first equation is nonsingular by (6). The second equation is nonsingular by (7) and the final equation is nonsingular if we make a final nondegeneracy assumption:

$$\frac{\partial \nu}{\partial \eta}(0, 0) \neq 0 .\tag{13}$$

The transformed system has a normal form suited for further analysis and is given in the following theorem.

¹ We use $O(k)$ (and $o(k)$) to denote terms that are order k (larger than order k) in all variables and parameters. When necessary to distinguish orders we are more specific, e.g. $O(|x, y|^3)$.

Theorem 1

Consider the two-dimensional, piecewise- C^k ($k \geq 8$), continuous system of differential equations

$$\begin{bmatrix} \dot{x} \\ \dot{y} \end{bmatrix} = \begin{cases} \begin{bmatrix} f^{(L)}(x, y; \mu, \eta) \\ g^{(L)}(x, y; \mu, \eta) \end{bmatrix}, & x \leq 0 \\ \begin{bmatrix} f^{(R)}(x, y; \mu, \eta) \\ g^{(R)}(x, y; \mu, \eta) \end{bmatrix}, & x \geq 0 \end{cases}, \quad (14)$$

where

$$\begin{bmatrix} f^{(i)}(x, y; \mu, \eta) \\ g^{(i)}(x, y; \mu, \eta) \end{bmatrix} = \begin{bmatrix} 0 \\ -\mu \end{bmatrix} + \begin{bmatrix} \tau^{(i)}(\mu, \eta) & 1 \\ -\delta^{(i)}(\mu, \eta) & 0 \end{bmatrix} \begin{bmatrix} x \\ y \end{bmatrix} + \begin{bmatrix} \tilde{f}^{(i)}(x, y; \mu, \eta) \\ \tilde{g}^{(i)}(x, y; \mu, \eta) \end{bmatrix} + o(k), \quad (15)$$

such that

$$\tau^{(L)}(\mu, \eta) \equiv \eta, \quad (16)$$

and $\tilde{f}^{(i)}, \tilde{g}^{(i)}$ consist of terms that are nonlinear in x and y . Suppose,

$$i) \quad \delta^{(L)}(0, 0) = \omega^2 \text{ for } \omega > 0,$$

ii) $a_0 \neq 0$, where

$$\begin{aligned} a_0 &= \frac{1}{16}(f_{xxx}^{(L)} + g_{xxy}^{(L)} + \omega^2 f_{xyy}^{(L)} + \omega^2 g_{yyy}^{(L)}) - \frac{1}{16}f_{xy}^{(L)}(f_{xx}^{(L)} + \omega^2 f_{yy}^{(L)}) \\ &\quad + \frac{1}{16}g_{xy}^{(L)}(\frac{1}{\omega^2}g_{xx}^{(L)} + g_{yy}^{(L)}) + \frac{1}{16}(\frac{1}{\omega^2}f_{xx}^{(L)}g_{xx}^{(L)} - \omega^2 f_{yy}^{(L)}g_{yy}^{(L)}) \end{aligned} \quad (17)$$

evaluated at $(x, y; \mu, \eta) = (0, 0; 0, 0)$, and

$$iii) \quad \tau_R = \tau^{(R)}(0, 0) \neq 0.$$

Then, near $(x, y; \mu, \eta) = (0, 0; 0, 0)$, if $\delta_R = \delta^{(R)}(0, 0) \neq 0$ when $\delta_R \mu < 0$ there is a unique equilibrium in the right-half-plane given by C^k functions

$$\begin{bmatrix} x^{*(R)}(\mu, \eta) \\ y^{*(R)}(\mu, \eta) \end{bmatrix} = \begin{bmatrix} -\frac{1}{\delta_R} \\ \frac{\tau_R}{\delta_R} \end{bmatrix} \mu + O(2). \quad (18)$$

The equilibrium is repelling if $\tau_R, \delta_R > 0$, attracting if $-\tau_R, \delta_R > 0$ and a saddle if $\delta_R < 0$. When $\mu > 0$, there is a unique equilibrium in the left-half-plane given by C^k functions

$$\begin{bmatrix} x^{*(L)}(\mu, \eta) \\ y^{*(L)}(\mu, \eta) \end{bmatrix} = \begin{bmatrix} -\frac{1}{\omega^2} \\ 0 \end{bmatrix} \mu + O(2). \quad (19)$$

Furthermore, there exist unique C^{k-1} , C^{k-1} , C^{k-2} functions $h_1, h_2, h_3 : \mathbb{R} \rightarrow \mathbb{R}$ respectively, with

$$h_1(\mu) = \frac{1}{\omega^2}(f_{xx}^{(L)} + g_{xy}^{(L)})|_{(0,0;0,0)}\mu + O(\mu^2), \quad (20)$$

$$h_2(\mu) = h_1(\mu) - \frac{2a_0}{\omega^4}\mu^2 + O(\mu^3), \quad (21)$$

$$h_3(\mu) = h_2(\mu) - \frac{8\pi^2 a_0^3}{3\omega^{12}\tau_R^2}\mu^6 + o(\mu^6), \quad (22)$$

such that when $\mu > 0$,

- i) the curve $\eta = h_1(\mu)$ corresponds to a locus of Andronov-Hopf bifurcations of $(x^{*(L)}, y^{*(L)})^\top$ that are supercritical if $a_0 < 0$ and subcritical if $a_0 > 0$; this equilibrium is attracting if $\eta < h_1(\mu)$ and repelling if $\eta > h_1(\mu)$,
- ii) the curve $\eta = h_2(\mu)$ corresponds to a locus of grazing bifurcations of the associated Hopf cycle with the y -axis,
- iii) if $a_0\tau_R < 0$, the Hopf cycle exists for values of η between $h_1(\mu)$ and $h_3(\mu)$, a periodic orbit of opposing stability exists for $\eta < h_3(\mu)$ if $a_0 < 0$ and $\eta > h_3(\mu)$ if $a_0 > 0$ and the two orbits coincide at a locus of saddle-node bifurcations $\eta = h_3(\mu)$,
- iv) if $a_0\tau_R > 0$, the Hopf cycle exists for $\eta > h_1(\mu)$ if $a_0 < 0$ and $\eta < h_1(\mu)$ if $a_0 > 0$.

Theorem 1 predicts essentially two different unfolding scenarios. These are illustrated in Fig. 1.

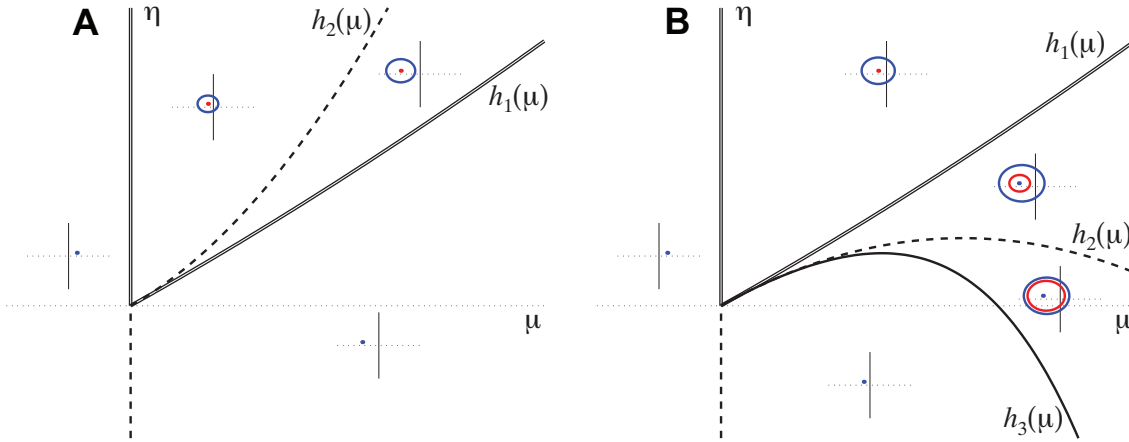


Figure 1: Schematics showing unfoldings predicted by Theorem 1 when $\tau_R < 0$, $\delta_R > 0$. In panel A, $a_0 < 0$, and in panel B, $a_0 > 0$. Double lines correspond to Hopf bifurcations or discontinuous bifurcations that create a periodic orbit. Dashed lines correspond to a collision of an equilibrium or periodic orbit with the switching manifold at which no bifurcation occurs. Solid lines correspond to saddle-node bifurcations of periodic orbits. Included are phase portraits showing local behavior. Stable orbits are colored blue; unstable orbits are colored red. Thin solid lines denote the switching manifold.

3 Example

As an example consider the piecewise- C^∞ , continuous system

$$\begin{aligned} \dot{u} &= -\alpha + \frac{2}{15}\beta + v + \frac{1}{5}u^2 + u^3, \\ \dot{v} &= -\frac{5}{4}\alpha + \frac{1}{6}\beta - \frac{3}{8}u + \frac{1}{10}(\beta - 1)v + \left|\frac{1}{8}u - \frac{1}{10}v\right|. \end{aligned} \quad (23)$$

When $\alpha = \beta = 0$, the origin is an equilibrium on a switching manifold. Its two one-sided limiting associated eigenvalues are $\pm \frac{1}{\sqrt{2}}i$ and $-\frac{1}{10} \pm \frac{\sqrt{6}}{5}i$. This example exhibits the codimension-two scenario in which we are interested and satisfies the required non-degeneracy conditions.

A bifurcation set for (23) is shown in Fig. 2. For small values of α and β the bifurcation set is a smooth distortion of Fig. 1, panel B. However here there also exists an unstable periodic orbit. The predictions of Theorem 1 break down away from $\alpha = \beta = 0$ where this orbit collides with the stable orbit. The resulting locus of saddle-node bifurcations of periodic orbits intersects the saddle-node locus anticipated by Theorem 1 at a cusp bifurcation at $(\alpha, \beta) \approx (0.019, -0.29)$.

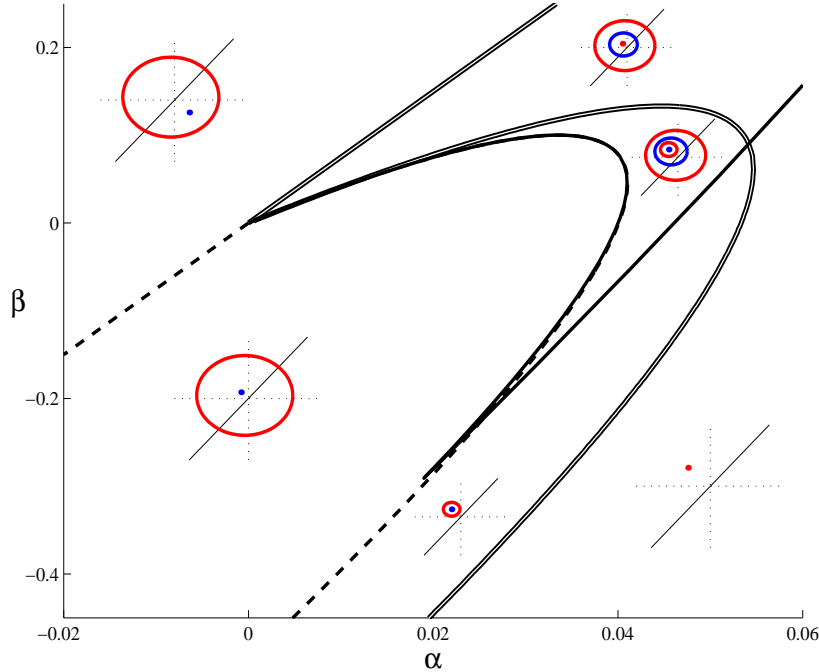


Figure 2: A bifurcation set of the example system (23). Sketches of representative phase portraits are included. The line styles and color scheme is the same as in Fig. 1.

In order to compare the predictions of Theorem 1 and in particular the scaling laws (20)-(22), we transform the system (23) to the form given in the theorem. The

switching manifold is the line $u = \frac{4}{5}v$, therefore we let

$$x = u - \frac{4}{5}v . \quad (24)$$

This particular example has been chosen because the transformation may be computed explicitly. We have $\phi(\beta) = -\frac{5}{3}\beta$, $y^{*(L)}(\phi(\beta), \beta) = 0$ and $\psi(\alpha, \beta) = 0$. Combining the individual transformations (8), (11) and (12) produces

$$\begin{aligned} y &= -\frac{1}{10}(\beta - 4)u + v , \\ \mu &= -\frac{1}{10}\left(\frac{33}{2} - \beta\right)\left(\alpha - \frac{2}{15}\beta\right) , \\ \eta &= \frac{1}{10}\beta . \end{aligned} \quad (25)$$

In the transformed coordinates the system is

$$\begin{bmatrix} \dot{x} \\ \dot{y} \end{bmatrix} = \begin{cases} \begin{bmatrix} 0 \\ -\mu \end{bmatrix} + \begin{bmatrix} \eta & 1 \\ -\frac{1}{2} & 0 \end{bmatrix} \begin{bmatrix} x \\ y \end{bmatrix} + \begin{bmatrix} 1 \\ \frac{2}{5} - \eta \end{bmatrix} (\frac{1}{5}u^2 + u^3), & x \leq 0 \\ \begin{bmatrix} 0 \\ -\mu \end{bmatrix} + \begin{bmatrix} \eta - \frac{1}{5} & 1 \\ -\frac{1}{4} & 0 \end{bmatrix} \begin{bmatrix} x \\ y \end{bmatrix} + \begin{bmatrix} 1 \\ \frac{2}{5} - \eta \end{bmatrix} (\frac{1}{5}u^2 + u^3), & x \geq 0 \end{cases} , \quad (26)$$

where

$$u = \frac{25x + 20y}{33 - 20\eta} . \quad (27)$$

The values of the important constants are

$$\begin{aligned} (a_0, \omega, \tau_R, \delta_R) &= \left(\frac{25}{88}, \frac{1}{\sqrt{2}}, -\frac{1}{5}, \frac{1}{4} \right) , \\ (f_{xx}^{(L)}, g_{xy}^{(L)})|_{(0,0;0,0)} &= \left(\frac{250}{1089}, \frac{80}{1089} \right) . \end{aligned} \quad (28)$$

Fig. 3 shows comparisons of numerical computations of the curves h_1 , h_2 and h_3 , with their predicted scalings. We find the numerical results are in full agreement with Theorem 1. A calculation of error terms to quantitatively estimate the difference between the lowest order approximations and the true curves is beyond the scope of this paper.

4 Proof Outline

Here we present an outline for the proof of Theorem 1 that follows in §5. By assumption, when $\mu > 0$, there is an equilibrium, $(x^{*(L)}, y^{*(L)})^\top$, in the left-half-plane. Close to this point there will exist an appropriate Poincaré section, $\hat{\Pi}$, in the left-half-plane, see Fig. 4. The trajectory that begins from a point p_0 on $\hat{\Pi}$, spirals clockwise around $(x^{*(L)}, y^{*(L)})^\top$ and reintersects $\hat{\Pi}$ at some point p_5 . We are interested in periodic orbits of the flow, thus when $p_5 = p_0$.

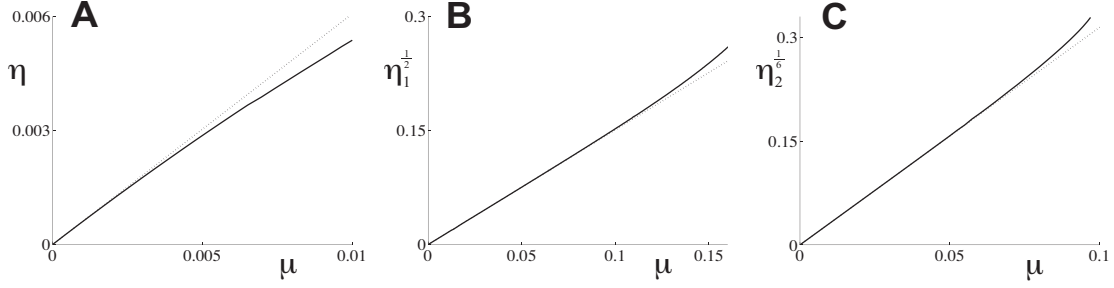


Figure 3: Numerical verification of Theorem 1 for the transformed example system (26). Panel A shows $h_1(\eta)$. Panel B is a plot of the square root of the difference between $h_2(\eta)$ and $h_1(\eta)$. Panel C is a plot of the sixth root of the difference between $h_3(\eta)$ and $h_2(\eta)$. The dashed lines in the three panels are the lowest order scaling predictions (20)-(22), respectively.

It will be more convenient to use a second Poincaré section, Π , that is a semi-infinite line intersecting the equilibrium and the origin. Artificially following the left-half-flow from p_0 , we arrive at a point p_1 on Π . If p_1 were in the left-half-plane, by continuing from p_1 along the left-half-flow we would arrive at p_5 . However if p_1 is in the right-half-plane, we must first calculate a correction, following the left-half-flow from a different point on Π , p_4 , in order to arrive at p_5 . The correction results from the lack of smoothness at the switching manifold. The mapping between p_1 and p_4 is known as the discontinuity map [16, 14].

To compute the discontinuity map, we follow the left-half-flow back from p_1 until we arrive at a point, p_2 , on the y -axis after a time $T_1 < 0$. We then follow the right-half-flow from p_2 until the next intersection with the y -axis at p_3 after a time $T_2 > 0$. Finally we follow the left-half-flow to p_4 on Π after a time $T_3 < 0$. Let \mathcal{P}_1 , \mathcal{P}_2 and \mathcal{P}_3 denote maps relating to these three steps, respectively. The discontinuity map is then

$$\mathcal{P}_{\text{dm}} = \mathcal{P}_3 \circ \mathcal{P}_2 \circ \mathcal{P}_1 . \quad (29)$$

As will be shown, \mathcal{P}_{dm} has a $\frac{3}{2}$ -type singularity. This is because the system is continuous on the switching manifold [14, 8]. When p_1 lies in the left-half-plane the discontinuity map is taken to be the identity map.

A map from p_0 to p_5 may be derived by composing a map from $\hat{\Pi}$ to Π with \mathcal{P}_{dm} and with a map from Π to $\hat{\Pi}$. However, a map from p_1 to p_6 is simpler (where p_6 is the point on Π obtained by following the left-half-flow from p_5) and equivalent. Let \mathcal{P}_{lhf} denote the map following the left-half-flow from Π to itself and let T_4 denote the corresponding transition time. Then p_1 is mapped to p_6 via

$$\mathcal{P} = \mathcal{P}_{\text{lhf}} \circ \mathcal{P}_{\text{dm}} . \quad (30)$$

A fixed point of \mathcal{P} corresponds to $p_6 = p_1$. Notice $p_6 = p_1$ exactly when $p_5 = p_0$.

The most intensive computations in the following proof are in deriving the maps \mathcal{P}_{lhf} , \mathcal{P}_1 , \mathcal{P}_2 and \mathcal{P}_3 described above. Once this is accomplished, \mathcal{P} is obtained

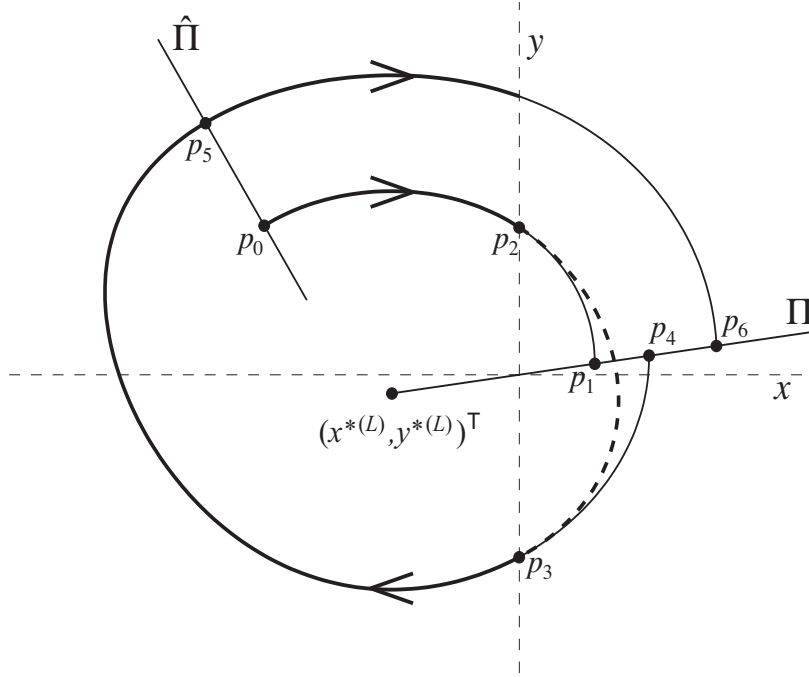


Figure 4: Schematic illustrating a trajectory and Poincaré sections relating to Theorem 1 when $\mu > 0$. A solid [dotted] curve corresponds to following the left [right]-half-flow. The true trajectory is the thick curve. The Poincaré maps constructed in the proof are $p_2 = \mathcal{P}_1(p_1)$, $p_3 = \mathcal{P}_2(p_2)$, $p_4 = \mathcal{P}_3(p_3)$, $p_6 = \mathcal{P}_{\text{hlf}}(p_4)$.

by composition and it remains to derive its fixed points to find h_2 and obtain the function h_3 by locating where \mathcal{P} has a saddle-node bifurcation. In order to derive expressions, not for h_2 and h_3 , but rather for $h_2 - h_1$ and $h_3 - h_2$, we will introduce adjusted parameters η_1 and η_2 , that represent the deviation from h_1 and h_2 respectively.

5 Proof of Theorem 1

For ease of notation we expand the vector field in the left-half-plane to second order in x and y

$$\begin{aligned} f^{(L)}(x, y; \mu, \eta) &= \eta x + y + a_1 x^2 + a_2 xy + a_3 y^2 + O(|x, y|^3), \\ g^{(L)}(x, y; \mu, \eta) &= -\mu - \delta^{(L)} x + b_1 x^2 + b_2 xy + b_3 y^2 + O(|x, y|^3), \end{aligned} \quad (31)$$

where coefficients vary with μ and η .

Step 1: *Compute equilibria, eigenvalues and h_1 .*

By the implicit function theorem, there exists a unique C^k function, $\begin{bmatrix} x^{*(L)} \\ y^{*(L)} \end{bmatrix} : \mathbb{R}^2 \rightarrow \mathbb{R}^2$, such that $\begin{bmatrix} f^{(L)}(x^{*(L)}(\mu, \eta), y^{*(L)}(\mu, \eta); \mu, \eta) \\ g^{(L)}(x^{*(L)}(\mu, \eta), y^{*(L)}(\mu, \eta); \mu, \eta) \end{bmatrix} = 0$, for small μ, η . Via

substitution of a series expansion of $x^{*(L)}$ and $y^{*(L)}$ into (31) it is readily determined that

$$\begin{aligned} x^{*(L)}(\mu, \eta) &= -\frac{1}{\omega^2}\mu + \left(\frac{b_1}{\omega^6} + \frac{\delta_\mu^{(L)}(0, 0)}{\omega^4} \right) \mu^2 + \frac{\delta_\eta^{(L)}(0, 0)}{\omega^4} \mu\eta + O(3) , \\ y^{*(L)}(\mu, \eta) &= -\frac{a_1}{\omega^4}\mu^2 + \frac{1}{\omega^2}\mu\eta + O(3) , \end{aligned} \quad (32)$$

where μ and η subscripts denote derivatives. Near $(x, y; \mu, \eta) = (0, 0; 0, 0)$, $(x^{*(L)}, y^{*(L)})^\top$ is the only equilibrium of the left-half-flow and by (32) it is an equilibrium of the full flow (i.e. admissible), exactly when $\mu \geq 0$. If $\delta_R \neq 0$, the corresponding equilibrium in the right-half-plane may be determined similarly.

Let $J^{(L)}$ denote the Jacobian of (14) when $x < 0$. For small μ and η the matrix

$$J^{(L)}(x^{*(L)}(\mu, \eta), y^{*(L)}(\mu, \eta); \mu, \eta) = \begin{bmatrix} \dot{j}_1 & \dot{j}_2 \\ \dot{j}_3 & \dot{j}_4 \end{bmatrix} , \quad (33)$$

has the complex conjugate eigenvalue pair

$$\lambda_\pm = \nu \pm i\xi ,$$

where ν and ξ are C^{k-1} functions of μ and η . To first order we have

$$\nu(\mu, \eta) = -\frac{2a_1 + b_2}{2\omega^2}\mu + \frac{1}{2}\eta + O(2) . \quad (34)$$

By the implicit function theorem, there exists a unique C^{k-1} function $h_1 : \mathbb{R} \rightarrow \mathbb{R}$, such that $\nu(\mu, h_1(\mu)) = 0$ for small μ . Furthermore

$$h_1(\mu) = \frac{2a_1 + b_2}{\omega^2}\mu + O(\mu^2) ,$$

thereby confirming (20) of the theorem. Let

$$\eta_1 = \eta - h_1(\mu) \quad (35)$$

represent the deviation from the Hopf bifurcation curve, then

$$\nu(\mu, \eta_1) = \eta_1 \left(\frac{1}{2} + O(1) \right) . \quad (36)$$

Step 2: *Compute a_0 and introduce polar coordinates.*

Let v_{λ_\pm} denote the complex-valued eigenvector associated with λ_\pm for (33). In a standard manner, we construct a matrix P using the real and imaginary parts of v_{λ_\pm}

$$P = \begin{bmatrix} 1 & 0 \\ \frac{1}{2j_2}(-j_1 + j_4) & -\frac{1}{2j_2}\sqrt{-(j_1 - j_4)^2 - 4j_2j_3} \end{bmatrix} ,$$

which is well-defined (because $j_2 \neq 0$ for sufficiently small μ, η) and non-singular.

Let

$$\begin{bmatrix} u \\ v \end{bmatrix} = P^{-1} \left(\begin{bmatrix} x \\ y \end{bmatrix} - \begin{bmatrix} x^{*(L)}(\mu, \eta) \\ y^{*(L)}(\mu, \eta) \end{bmatrix} \right) .$$

Then the left-half-system in (u, v) coordinates becomes

$$\begin{bmatrix} \dot{u} \\ \dot{v} \end{bmatrix} = \begin{bmatrix} \check{f}(u, v; \mu, \eta) \\ \check{g}(u, v; \mu, \eta) \end{bmatrix} = D^{(L)} \begin{bmatrix} u \\ v \end{bmatrix} + O(2),$$

where

$$D^{(L)} = P^{-1} J^{(L)} P = \begin{bmatrix} \nu & -\xi \\ \xi & \nu \end{bmatrix}.$$

Letting

$$z = u + iv, \quad (37)$$

then

$$\dot{z} = \lambda_+ z + O(2). \quad (38)$$

Following standard proofs of the Hopf bifurcation [17, 18, 19], there exists a two-variable polynomial ζ , comprised of only quadratic and cubic terms such that the near identity transformation

$$w = z + \zeta(z, \bar{z}), \quad (39)$$

removes all quadratic terms and all but one cubic term from the left-half-system (38)

$$\dot{w} = \lambda_+ w + Aw^2\bar{w} + O(4), \quad (40)$$

where $A \in \mathbb{C}$ and

$$\begin{aligned} \mathcal{Re}(A(\mu, \eta)) = & \left[\frac{1}{16}(\check{f}_{uuu} + \check{g}_{uuv} + \check{f}_{uvv} + \check{g}_{vvv}) + \frac{1}{16\xi}(\check{f}_{uv}(\check{f}_{uu} + \check{f}_{vv}) \right. \\ & \left. - \check{g}_{uv}(\check{g}_{uu} + \check{g}_{vv}) - \check{f}_{uu}\check{g}_{uu} + \check{f}_{vv}\check{g}_{vv}) \right] \Big|_{(u,v)=(0,0)}. \end{aligned} \quad (41)$$

Notice $\mathcal{Re}(A(\mu, \eta))$ is a C^{k-3} function of μ and η . Let

$$a_0 = \mathcal{Re}(A(0, 0)).$$

Using (41) and since $P(0, 0) = \begin{bmatrix} 1 & 0 \\ 0 & -\omega \end{bmatrix}$, it follows that a_0 appears as given in the statement of the theorem, (17).

To prove that generic Hopf bifurcations occur along $\mu = h_1(\eta)$ it remains to verify the non-degeneracy conditions of the Hopf bifurcation theorem [17, 18, 19].

- i) By construction, $J^{(L)}(x^{*(L)}(\mu, h_1(\mu)), y^{*(L)}(\mu, h_1(\mu)); \mu, h_1(\mu))$ has purely imaginary eigenvalues, $\pm i\xi = \pm i(\omega + O(\mu)) \neq 0$.
- ii) $\frac{\partial \nu}{\partial \eta}(\mu, h_1(\mu)) = \frac{1}{2} + O(\mu) \neq 0$.
- iii) By assumption, $\mathcal{Re}(A(\mu, h_1(\mu))) = a_0 + O(\mu) \neq 0$.

Therefore if $a_0 < 0$, the curve $\eta = h_1(\mu)$ corresponds to supercritical Hopf bifurcations and stable periodic orbits exist for small $\eta > h_1(\mu)$. Conversely, if $a_0 > 0$, the curve $\eta = h_1(\mu)$ corresponds to subcritical Hopf bifurcations and unstable periodic orbits exist for small $\eta < h_1(\mu)$. Consequently we have proven (i) of the theorem.

We now introduce polar coordinates. Let

$$w = re^{i\theta} . \quad (42)$$

In polar coordinates the left-half-system is

$$\begin{aligned} \dot{r} &= \nu r + \mathcal{R}e(A)r^3 + O(r^4) , \\ \dot{\theta} &= \xi + \mathcal{I}m(A)r^2 + O(r^3) . \end{aligned} \quad (43)$$

Denote the components of the C^k flow by $R(r_0, \theta_0, t; \mu, \eta_1)$ and $\Theta(r_0, \theta_0, t; \mu, \eta_1)$ respectively. Expressions for R and Θ may be derived by expanding each as a series in r_0 and computing coefficients by solving initial value problems. We obtain

$$R(r_0, \theta_0, t; \mu, \eta_1) = e^{\nu t} r_0 + \mathcal{R}e(A) \frac{e^{3\nu t} - e^{\nu t}}{2\nu} r_0^3 + O(r_0^4) , \quad (44)$$

$$\Theta(r_0, \theta_0, t; \mu, \eta_1) = \theta_0 + \xi t + \mathcal{I}m(A) \frac{e^{2\nu t} - 1}{2\nu} r_0^2 + O(r_0^3) . \quad (45)$$

Step 3: *Define the Poincaré section, Π .*

By using (31) it is straightforward to show

$$\lim_{\mu \rightarrow 0} \left(\frac{y^{*(L)}}{x^{*(L)}} \right) = -\eta .$$

Thus the quotient

$$S = \frac{y^{*(L)}}{x^{*(L)}} ,$$

is a well-defined C^k function for small μ, η . For our analysis we only need the Taylor series of S to first order, which from (32) is readily found to be

$$S(\mu, \eta) = \frac{a_1}{\omega^2} \mu - \eta + O(2) .$$

For $\mu > 0$, $y = Sx$ is the line intersecting $(x^{*(L)}, y^{*(L)})^\top$ and the origin. Let

$$\Pi = \{ (x, y) \mid y = Sx, x \geq x^{*(L)} \} , \quad (46)$$

as in Fig. 4. In the polar coordinates centered at the equilibrium, (r, θ) , Π is described by a C^k function

$$\theta_\Pi(r; \mu, \eta_1) = \check{\theta} + \rho_1 r + O(r^2) , \quad (47)$$

where $\check{\theta}$ and ρ_1 are coefficients dependent on μ and η_1 . The coefficient $\check{\theta}$ describes the angle of Π at the equilibrium in (u, v) coordinates; ρ_1 arises from the nonlinear

coordinate change, (39). Since explicit forms for these coefficients will not be required, we do not derive them.

Step 4: *Derive \mathcal{P}_{lf} and compute h_2 .*

We now wish to determine the left-half Poincaré map, \mathcal{P}_{lf} . To do this we compute the trajectory of a point, $(r_0, \theta_{\Pi}(r_0; \mu, \eta_1))$ on Π , and find its next intersection, $(r_1, \theta_{\Pi}(r_1; \mu, \eta_1))$. The transition time is

$$T_4(r_0; \mu, \eta_1) = \frac{2\pi}{\omega} + O(1) . \quad (48)$$

Substituting (36) and (48) into (44) produces

$$\begin{aligned} r_1(r_0; \mu, \eta_1) &= R(r_0, \theta_{\Pi}(r_0; \mu, \eta_1), T_4(r_0; \mu, \eta_1); \mu, \eta_1) \\ &= \left(1 + \eta_1 \left(\frac{\pi}{\omega} + O(|\mu, \eta_1|^1)\right)\right) r_0 + \frac{2\pi a_0}{\omega} r_0^3 + O(4) . \end{aligned} \quad (49)$$

Let s denote the distance from $(x^{*(L)}, y^{*(L)})$ in (u, v) , (37), coordinates. That is

$$s = |z| = (u^2 + v^2)^{\frac{1}{2}} .$$

By (39) and (42)

$$s(r) = r + \sigma_2 r^2 + O(r^3) , \quad (50)$$

for some coefficient σ_2 , determined by ζ , (39). By combining (49) and (50) we are able to obtain s_1 as a function of s_0 , where s_0 is a point on Π and s_1 is the next point on Π

$$s_1(s_0; \mu, \eta_1) = \left(1 + \eta_1 \left(\frac{\pi}{\omega} + O(|\mu, \eta_1|^1)\right)\right) s_0 + \frac{\pi \sigma_2}{\omega} \eta_1 s_0^2 + \frac{2\pi a_0}{\omega} s_0^3 + O(4) . \quad (51)$$

Let $(\varepsilon, S\varepsilon)^{\top}$ be a point on Π in (x, y) coordinates. Let

$$\check{\varepsilon} = \varepsilon - x^{*(L)} . \quad (52)$$

Since $\check{\varepsilon}$ is a scalar multiple of s and when $\mu = \eta_1 = 0$ we have $\check{\varepsilon} = s$, it follows that to third order the map between $\check{\varepsilon}_0$ and $\check{\varepsilon}_1$ is the same as (51), i.e.

$$\check{\varepsilon}_1(\check{\varepsilon}_0; \mu, \eta_1) = \left(1 + \eta_1 \left(\frac{\pi}{\omega} + O(|\mu, \eta_1|^1)\right)\right) \check{\varepsilon}_0 + \frac{\pi \sigma_2}{\omega} \eta_1 \check{\varepsilon}_0^2 + \frac{2\pi a_0}{\omega} \check{\varepsilon}_0^3 + O(4) . \quad (53)$$

The system (14) has a periodic orbit that grazes the y -axis when $\check{\varepsilon}_0 = \check{\varepsilon}_1 = -x^{*(L)} \neq 0$. By substituting this into (53) and dividing through by $-x^{*(L)}$ we obtain

$$1 = 1 + \eta_1 \left(\frac{\pi}{\omega} + O(|\mu, \eta_1|^1)\right) - \frac{\pi \sigma_2}{\omega} \eta_1 x^{*(L)}(\mu, \eta_1) + \frac{2\pi a_0}{\omega} x^{*(L)2}(\mu, \eta_1) + O(3) . \quad (54)$$

Using (32) and the implicit function theorem we find (54) is satisfied when $\eta_1 = \hat{h}_2(\mu)$ for a C^k function

$$\hat{h}_2(\mu) = -\frac{2a_0}{\omega^4} \mu^2 + O(\mu^3) .$$

Let

$$\begin{aligned} h_2 &= h_1 + \hat{h}_2, \\ \eta_2 &= \eta_1 - \hat{h}_2(\mu). \end{aligned} \quad (55)$$

We have therefore derived (21) and proven (ii) of the theorem. We now write \mathcal{P}_{lf} in terms of ε , μ and η_2 . Combining (52), (53) and (55) produces

$$\begin{aligned} \mathcal{P}_{\text{lf}}(\varepsilon_0; \mu, \eta_2) &= \mu\eta_2\left(\frac{\pi}{\omega^3} + O(|\mu, \eta_2|^1)\right) + \left(1 + \frac{\pi}{\omega}\eta_2 + q_1\mu^2 + q_2\mu\eta_2\right. \\ &\quad \left.+ q_3\eta_2^2 + O(|\mu, \eta_2|^3)\right)\varepsilon_0 + O(\varepsilon_0^2), \end{aligned} \quad (56)$$

where

$$q_1 = \frac{4\pi a_0}{\omega^5}, \quad (57)$$

and explicit forms for q_2 and q_3 will not be required subsequently.

Step 5: *Derive the discontinuity map, \mathcal{P}_{dm} .*

In order to avoid singularities, here we assume $\mu > 0$ and introduce the spatial scaling

$$\begin{bmatrix} \hat{x} \\ \hat{y} \end{bmatrix} = \frac{1}{\mu} \begin{bmatrix} x \\ y \end{bmatrix}. \quad (58)$$

In the left-half-plane

$$\begin{bmatrix} \dot{\hat{x}} \\ \dot{\hat{y}} \end{bmatrix} = \begin{bmatrix} \hat{f}^{(L)}(\hat{x}, \hat{y}; \mu, \eta) \\ \hat{g}^{(L)}(\hat{x}, \hat{y}; \mu, \eta) \end{bmatrix} = \frac{1}{\mu} \begin{bmatrix} f^{(L)}(\mu\hat{x}, \mu\hat{y}; \mu, \eta) \\ g^{(L)}(\mu\hat{x}, \mu\hat{y}; \mu, \eta) \end{bmatrix}. \quad (59)$$

Let

$$X^{(L)}(\hat{y}_0, t; \mu, \eta) = A_1 t + A_2 t^2 + A_3 t^3 + O(t^4), \quad (60)$$

$$Y^{(L)}(\hat{y}_0, t; \mu, \eta) = \hat{y}_0 + B_1 t + B_2 t^2 + B_3 t^3 + O(t^4), \quad (61)$$

denote the components of the C^k left-half-flow for an initial condition $(0, \hat{y}_0)$, on the switching manifold. The parameter dependent coefficients are obtained by solving (59) using (31)

$$\begin{aligned} A_1 &= \hat{y}_0 + a_3\mu\hat{y}_0^2 + O(\hat{y}_0^3), \\ A_2 &= -\frac{1}{2} + \left(\frac{1}{2}\eta - a_3\mu\right)\hat{y}_0 + O(\hat{y}_0^2), \\ A_3 &= \frac{1}{3}a_3\mu - \frac{1}{6}\eta + O(\hat{y}_0), \\ B_1 &= -1 + b_3\mu\hat{y}_0^2 + O(\hat{y}_0^3), \\ B_2 &= \left(-\frac{1}{2}\delta^{(L)} - b_3\mu\right)\hat{y}_0 + O(\hat{y}_0^2), \\ B_3 &= \frac{1}{3}b_3\mu + \frac{1}{6}\delta^{(L)} + O(\hat{y}_0). \end{aligned} \quad (62)$$

We now derive \mathcal{P}_1 , \mathcal{P}_2 and \mathcal{P}_3 in scaled coordinates, (58), beginning with \mathcal{P}_3 . The point $p_4 = \mathcal{P}_3(p_3)$ (see Fig. 4) lies on Π , therefore to compute the corresponding transition time, T_3 , we solve $Y^{(L)} = SX^{(L)}$ for t . The function

$$\begin{aligned} G_1(\hat{y}_0, t; \mu, \eta) &= Y^{(L)}(\hat{y}_0, t; \mu, \eta) - SX^{(L)}(\hat{y}_0, t; \mu, \eta) \\ &= \hat{y}_0 - t - S\hat{y}_0 t + \frac{1}{2}St^2 + O(3) , \end{aligned}$$

is C^k and by the implicit function theorem there exists a unique C^k function $T_3 : \mathbb{R}^3 \rightarrow \mathbb{R}$ such that $G_1(\hat{y}_0, T_3(\hat{y}_0; \mu, \eta); \mu, \eta) = 0$. Furthermore

$$T_3(\hat{y}_0; \mu, \eta) = \hat{y}_0 - \frac{1}{2}S\hat{y}_0^2 + O(\hat{y}_0^3) . \quad (63)$$

Combining (60) and (63) yields

$$\mathcal{P}_3(\hat{y}_0; \mu, \eta) = \frac{1}{2}\hat{y}_0^2 + \frac{1}{3}(\eta + a_3\mu)\hat{y}_0^3 + O(\hat{y}_0^4) . \quad (64)$$

Notice (see Fig. 4) that \mathcal{P}_1^{-1} is the same as \mathcal{P}_3 except the y -component of the initial condition has opposite sign. That is, $\hat{y}_0 = \mathcal{P}_1(\hat{\varepsilon}_0; \mu, \eta)$, whenever $\hat{\varepsilon}_0 = \mathcal{P}_3(-\hat{y}_0; \mu, \eta)$. By inverting (64) we obtain

$$\mathcal{P}_1(\hat{\varepsilon}_0; \mu, \eta) = \sqrt{2}\hat{\varepsilon}_0^{\frac{1}{2}} - \frac{2}{3}(\eta + a_3\mu)\hat{\varepsilon}_0 + O(\hat{\varepsilon}_0^{\frac{3}{2}}) . \quad (65)$$

In a similar manner as for \mathcal{P}_3 we are able to use a series expansion of the right-half-flow to determine \mathcal{P}_2 . We obtain

$$\mathcal{P}_2(\hat{y}_0; \mu, \eta) = -\hat{y}_0 - \frac{2}{3}(\tau^{(R)} + a_3\mu)\hat{y}_0^2 + O(\hat{y}_0^3) . \quad (66)$$

The discontinuity map is $\mathcal{P}_{\text{dm}} = \mathcal{P}_3 \circ \mathcal{P}_2 \circ \mathcal{P}_1$. Composition of (64)-(66) produces

$$\hat{\varepsilon}_4 = \mathcal{P}_{\text{dm}}(\hat{\varepsilon}_1; \mu, \eta) = \hat{\varepsilon}_1 + \frac{4\sqrt{2}}{3}(\tau^{(R)} - \eta)\hat{\varepsilon}_1^{\frac{3}{2}} + O(\hat{\varepsilon}_1^2) . \quad (67)$$

Step 6: Obtain the full Poincaré map, \mathcal{P} and compute h_3 .

The full Poincaré map is $\mathcal{P} = \mathcal{P}_{\text{hf}} \circ \mathcal{P}_{\text{dm}}$. In scaled coordinates (56) becomes

$$\hat{\varepsilon}_6 = \eta_2\left(\frac{\pi}{\omega^3} + O(|\mu, \eta_2|^1)\right) + \left(1 + \frac{\pi}{\omega}\eta_2 + q_1\mu^2 + q_2\mu\eta_2 + q_3\eta_2^2 + O(|\mu, \eta_2|^3)\right)\hat{\varepsilon}_4 + O(\hat{\varepsilon}_4^2) . \quad (68)$$

Composing (67) and (68) produces

$$\hat{\varepsilon}_6 = \mathcal{P}(\hat{\varepsilon}_1; \mu, \eta_2) = \Omega_0 + \Omega_1\hat{\varepsilon}_1 + \Omega_2\hat{\varepsilon}_1^{\frac{3}{2}} + O(\hat{\varepsilon}_1^2) , \quad (69)$$

where

$$\begin{aligned} \Omega_0(\mu, \eta_2) &= \frac{\pi}{\omega^3}\eta_2 + O(2) , \\ \Omega_1(\mu, \eta_2) &= 1 + \frac{\pi}{\omega}\eta_2 + q_1\mu^2 + q_2\mu\eta_2 + q_3\eta_2^2 + O(3) , \\ \Omega_2(\mu, \eta_2) &= \frac{4\sqrt{2}}{3}\tau_R + O(1) . \end{aligned}$$

To remove fractional powers we introduce $\chi = \sqrt{\varepsilon}$. The function

$$G_2(\chi; \mu, \eta_2) = \mathcal{P}(\chi^2; \mu, \eta_2) - \chi^2 ,$$

is C^{k-1} , and by the implicit function theorem, there exists a unique C^{k-1} function, \mathcal{F} , such that $G_2(\chi; \mu, \mathcal{F}(\chi; \mu)) = 0$. Via a series expansion it is straightforward to obtain

$$\mathcal{F}(\chi; \mu) = \left(-\frac{\omega^3 q_1}{\pi} \mu^2 + O(\mu^3) \right) \chi^2 + \left(-\frac{4\sqrt{2}\omega^3 \tau_R}{3\pi} + O(\mu) \right) \chi^3 + O(\chi^4) . \quad (70)$$

The fixed point (70), has an associated multiplier of one when the C^{k-2} function

$$\begin{aligned} G_3(\chi; \mu) &= \frac{\partial \mathcal{P}}{\partial \varepsilon}(\chi^2; \mu, \mathcal{F}(\chi; \mu)) - 1 \\ &= (q_1 \mu^2 + O(\mu^3)) + (2\sqrt{2}\tau_R + O(\mu))\chi + O(\chi^2) , \end{aligned}$$

is zero. By the implicit function theorem, there exists a unique C^{k-2} function, \hat{h}_3 , such that $G_3(\hat{h}_3(\mu); \mu) = 0$. Furthermore, using (57),

$$\hat{h}_3(\mu) = -\frac{\sqrt{2}\pi a_0}{\omega^5 \tau_R} \mu^2 + O(\mu^3) .$$

Notice this fixed point is valid when $\hat{\varepsilon}_1^{\frac{1}{2}} = \chi = \hat{h}_3(\mu) \geq 0$ which is true when a_0 and τ_R have opposite signs. Finally let

$$\begin{aligned} h_3(\mu) &= h_2(\mu) + \mathcal{F}(\hat{h}_3(\mu); \mu) \\ &= h_2(\mu) - \frac{8\pi^2 a_0^3}{3\omega^{12} \tau_R^2} \mu^6 + o(\mu^6) . \end{aligned}$$

Then h_3 is the C^{k-2} function (22) and we have verified (iii) and (iv) of the theorem. \square

6 Conclusions

We have presented an unfolding of the codimension-two simultaneous occurrence of a discontinuous bifurcation and an Andronov-Hopf bifurcation in a general, piecewise-smooth, continuous system. We have found a locus of Hopf bifurcations that emanates from the codimension-two point, (20). Tangent to this is a locus of grazing bifurcations of the Hopf cycle with the switching manifold, (21). Heuristically, the curves are tangent because, with respect to a linear change in parameter values, the distance between the equilibrium solution and the switching manifold increases linearly, whereas the amplitude of the Hopf cycle grows as the square root of the magnitude of the parameter change.

A periodic orbit is created at the discontinuous bifurcation on one side of the codimension-two point. When the stability of this orbit opposes that of the Hopf

cycle, the two orbits collide and annihilate in a saddle-node bifurcation on a curve that deviates only to order six from the grazing bifurcation (22). The mechanism behind this sixth order scaling can be explained with a simple calculation. Omitting higher order terms, the Poincaré map, \mathcal{P} , (69), is essentially

$$\varepsilon' = \eta_2 + \Xi(\mu)\varepsilon + \gamma\varepsilon^{\frac{3}{2}}, \quad (71)$$

where $\Xi(\mu)$ is the Floquet multiplier of the Hopf cycle and γ is a constant. The grazing bifurcation occurs when $\eta_2 = 0$. It is easily determined, as in [8], a saddle-node bifurcation of the fixed point of (71) occurs when

$$\eta_2^{\text{SN}} = \frac{4}{27\gamma^2}(1 - \Xi)^3. \quad (72)$$

The Floquet multiplier is unity at the Hopf bifurcation ($\eta_1 = 0$) and by assumption varies linearly with respect to η_1 , i.e., $\Xi \approx 1 + \lambda\eta_1$, ($\lambda \neq 0$). The grazing bifurcation occurs when $\eta_1 = O(\mu^2)$, thus $\Xi \approx 1 + \hat{\lambda}\mu^2$, ($\hat{\lambda} \neq 0$). Hence

$$\eta_2^{\text{SN}} \approx -\frac{4\hat{\lambda}^3}{27\gamma^2}\mu^6. \quad (73)$$

For simplicity, throughout this paper we assumed the switching manifold was infinitely differentiable. Our analysis is unchanged if the switching manifold is only C^3 . However, if the switching manifold were C^2 and not C^3 , we would be unable to determine the same expression for the map \mathcal{P}_3 , (64).

Recently it has been found that an eight-dimensional model of yeast growth [13] exhibits codimension-two discontinuous bifurcations such as the scenario described here. Other observed codimension-two situations that remain to be rigorously unfolded include the simultaneous occurrence of a saddle-node and discontinuous bifurcation, and a discontinuous Hopf bifurcation [9, 10] of indeterminable criticality. We hope to report on these in a future paper, see also [20].

We would also like to extend the results of this paper to higher dimensional systems, like the yeast model. It seems plausible that bifurcation sets for higher-dimensional systems will exhibit scalings of the same orders, but we do not, as of yet, have a formal justification of this.

References

- [1] R.I. Leine and H. Nijmeijer. *Dynamics and Bifurcations of Non-smooth Mechanical systems*, volume 18 of *Lecture Notes in Applied and Computational Mathematics*. Springer-Verlag, Berlin, 2004.
- [2] M. Wiercigroch and B. De Kraker, editors. *Applied Nonlinear Dynamics and Chaos of Mechanical Systems with Discontinuities*. World Scientific, 2000.
- [3] S. Banerjee and G.C. Verghese, editors. *Nonlinear Phenomena in Power Electronics*. IEEE Press, New York., 2001.

- [4] Z.T. Zhusubaliyev and E. Mosekilde. *Bifurcations and Chaos in Piecewise-Smooth Dynamical Systems*. World Scientific, Singapore, 2003.
- [5] C.K. Tse. *Complex Behavior of Switching Power Converters*. CRC Press, Boca Raton, FL, 2003.
- [6] R. Rosen. *Dynamical System Theory in Biology*. Wiley-Interscience, 1970.
- [7] J. Keener and J. Sneyd. *Mathematical Physiology*. Springer-Verlag, New York, 1998.
- [8] M. di Bernardo, C.J. Budd, A.R. Champneys, and P. Kowalczyk. *Piecewise-smooth Dynamical Systems. Theory and Applications*. Springer, 2008.
- [9] E. Freire, E. Ponce, and F. Torres. Hopf-like bifurcations in planar piecewise linear systems. *Publicacions Matemàtiques*, 41:131–148, 1997.
- [10] D.J.W. Simpson and J.D. Meiss. Andronov-Hopf bifurcations in planar, piecewise-smooth, continuous flows. *Phys. Lett. A*, 371(3):213–220, 2007.
- [11] E. Freire, E. Ponce, F. Rodrigo, and F. Torres. Bifurcation sets of continuous piecewise linear systems with two zones. *Int. J. Bifurcation Chaos*, 8(11):2073–2097, 1998.
- [12] V. Carmona, E. Freire, E. Ponce, and F. Torres. Bifurcation of invariant cones in piecewise linear homogeneous systems. *Int. J. Bifurcation Chaos*, 15(8):2469–2484, 2005.
- [13] D.J.W. Simpson, D.K. Kompala, and J.D. Meiss. Discontinuity induced bifurcations in a model of *Saccharomyces cerevisiae*. In preparation.
- [14] M. di Bernardo, C.J. Budd, and A.R. Champneys. Normal form maps for grazing bifurcations in n -dimensional piecewise-smooth dynamical systems. *Physica D*, 160:222–254, 2001.
- [15] V. Carmona, E. Freire, E. Ponce, and F. Torres. On simplifying and classifying piecewise-linear systems. *IEEE Trans. Circ. Syst. I*, 49(5):609–620, 2002.
- [16] H. Dankowicz and A.B. Nordmark. On the origin and bifurcations of stick-slip oscillations. *Physica D*, 136:280–302, 2000.
- [17] J. Guckenheimer and P.J. Holmes. *Nonlinear Oscillations, Dynamical Systems, and Bifurcations of Vector Fields*. Springer, New York, 1986.
- [18] Yu.A. Kuznetsov. *Elements of Bifurcation Theory*, volume 112 of *Applied Mathematical Sciences*. Springer-Verlag, New York, third edition, 2004.
- [19] P. Glendinning. *Stability, Instability and Chaos: An Introduction to the Theory of Nonlinear Differential Equations*. Cambridge., 1999.
- [20] D.J.W. Simpson. PhD Thesis, in progress.