

THE MASSLESS HIGHER-LOOP TWO-POINT FUNCTION

FRANCIS BROWN, CNRS, IMJ

Abstract. We introduce a new method for computing massless Feynman integrals analytically in parametric form. An analysis of the method yields a criterion for a primitive Feynman graph G to evaluate to multiple zeta values. The criterion depends only on the topology of G , and can be checked algorithmically. As a corollary, we reprove the result, due to Bierenbaum and Weinzierl, that the massless 2-loop 2-point function is expressible in terms of multiple zeta values, and generalize this to the 3, 4, and 5-loop cases. We find that the coefficients in the Taylor expansion of planar graphs in this range evaluate to multiple zeta values, but the non-planar graphs with crossing number 1 may evaluate to multiple sums with 6th roots of unity. Our method fails for the 5-loop graphs with crossing number 2 obtained by breaking open the bipartite graph $K_{3,4}$ at one edge.

1. Introduction

Let $n_1, \dots, n_r \in \mathbb{N}$ and suppose that $n_r \geq 2$. The multiple zeta value is the real number defined by the convergent nested sum :

$$(\zeta(n_1, \dots, n_r)) = \sum_{0 < k_1 < k_2 < \dots < k_r} \frac{1}{k_1^{n_1} \dots k_r^{n_r}} :$$

An important question in perturbative quantum field theory is whether multiple zeta values, or some larger set of periods, suffice to evaluate a given class of Feynman integrals. Moreover, it is crucial for applications to find efficient methods for evaluating such Feynman integrals analytically.

In this paper, we shall consider massless Feynman integrals in $\frac{4}{\epsilon}$ theory with the propagators raised to arbitrary powers, and a single non-zero momentum. The simplest case is the two-loop example, pictured in figure 1 on the left. Let a_i be a positive real number corresponding to each edge $1 \leq i \leq 5$. The corresponding Feynman integral is:

$$(1) \quad \int \frac{d^D k_1 d^D k_2}{k_1^2} \frac{1}{k_2^2} \frac{1}{(k_1 - k_2)^2} \frac{1}{(k_2 - q)^2} \frac{1}{(k_1 - q)^2} ;$$

where D is the number of dimensions, and q is the momentum entering on the left. Now suppose that $a_i = 1 + n_i \epsilon$, where n_i are positive integers, for $1 \leq i \leq 5$, and ϵ is the parameter in dimensional regularization, i.e., $D = 4 - 2\epsilon$. The problem of calculating the coefficients in the Taylor expansion of (1) with respect to ϵ , is important in three and four loop calculations, and has a history spanning approximately twenty-five years (to which we refer to §) for an account). In particular, it had been conjectured for a long time that every coefficient is a

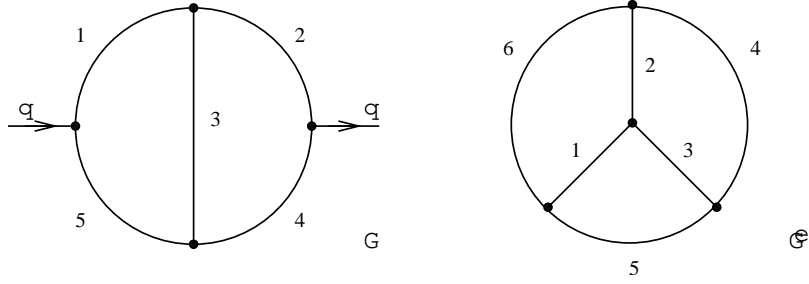


Figure 1. Left: The two-point two-loop massless diagram. Closing up its external legs gives the wheel with three spokes (right).

rational linear combination of multiple zeta values. This question was finally settled in the affirmative in [3], using Mellin-Barnes techniques.

Until now, however, there seemed to be a lack of systematic methods for computing a range of Feynman integrals analytically at higher loop orders. In this paper, we introduce a new method, using iterated integration with polylogarithms, which was initiated in [8] to compute the periods of moduli spaces of curves of genus 0. Using this, we reprove the fact that the Taylor expansion of the massless two-loop two-point integral (1) evaluates to multiple zeta values, and extend the result to higher loop orders. Our method also yields results for certain examples of massive Feynman diagrams, but in the present paper we only consider massless cases.

1.1. Results. We consider three and higher-loop integrals with exactly one non-zero momentum and arbitrary powers of the propagators, generalizing the integral (1). Let G be a graph in \mathcal{G}_4 with two external legs, and a single momentum q . By Hopf algebra arguments, we can assume that G is primitive, in the following sense. Let \bar{G} denote the graph formed by closing the two external legs of G , which now has no external edges, but gains an extra loop (see figure 1). We will suppose that \bar{G} is primitive divergent in the sense of [4], i.e., \bar{G} contains no strict divergent subgraphs and satisfies:

$$\# \text{ edges of } \bar{G} = 2 + \# \text{ loops of } \bar{G} :$$

In this case, we say that G is broken primitive divergent (bpd), and every bpd graph with a fixed number of loops can be obtained by taking the set of all primitive divergent graphs with one more loop, and breaking them open along every edge.

Now suppose that G is bpd with h loops and L internal edges. It follows from the above that $L = 2h + 1$. For each internal edge i , let $a_i = 1 + n_i$, where n_i is a positive integer, and $D = 4 - 2$, and consider the massless Feynman integral

$$(2) \quad \int \prod_{i=1}^L \frac{1}{r_i^{a_i}} d^D k_1 \cdots d^D k_L ;$$

where k_i is a momentum flowing through the i^{th} edge, and r_i is the propagator corresponding to the i^{th} edge. The domain of integration is given by the conservation of momentum at each vertex, and there is a single external momentum entering G , denoted q . It is easy to show, using the Schwinger trick, that (2) is proportional to a certain power of q^2 [12]. The constant of proportionality is given by a product of

explicit gamma factors and powers of ϵ , with the parametric integral:

$$(3) \quad I(G) = \int_{=1}^Z \frac{\prod_{i=1}^{L+1} a_i^{-1}}{U_G^{D=2}} d_1 \dots d_{L+1};$$

where $U_G(\epsilon_1, \dots, \epsilon_{L+1})$ is the graph polynomial (or Kirchhoff polynomial) of \mathcal{G} , $\epsilon_1, \dots, \epsilon_{L+1}$ are Schwinger parameters for the $L+1$ edges in \mathcal{G} , i is any index between 1 and $L+1$, and a_{L+1} is a certain linear combination of a_1, \dots, a_L . The problem of computing the Taylor expansion of (2) reduces to computing the expansion of (3). For example, if \mathcal{G} is the wheel with 3 spokes, we have:

$$U_{\tilde{G}} = \epsilon_1 \epsilon_2 \epsilon_6 + \epsilon_1 \epsilon_4 \epsilon_6 + \epsilon_2 \epsilon_5 \epsilon_6 + \epsilon_4 \epsilon_5 \epsilon_6 + \epsilon_1 \epsilon_3 \epsilon_6 + \epsilon_2 \epsilon_3 \epsilon_6 + \epsilon_3 \epsilon_4 \epsilon_6 + \epsilon_3 \epsilon_5 \epsilon_6 \\ + \epsilon_1 \epsilon_3 \epsilon_4 + \epsilon_1 \epsilon_3 \epsilon_5 + \epsilon_2 \epsilon_3 \epsilon_4 + \epsilon_2 \epsilon_3 \epsilon_5 + \epsilon_2 \epsilon_4 \epsilon_5 + \epsilon_1 \epsilon_4 \epsilon_5 + \epsilon_1 \epsilon_2 \epsilon_5 + \epsilon_1 \epsilon_2 \epsilon_4;$$

and the coefficients in the Taylor expansion of (3) are given by the period integrals:

$$(4) \quad \int_{=1}^Z \frac{\log(\epsilon_1)^{m_1} \dots \log(\epsilon_{L+1})^{m_{L+1}} \log(U_{\tilde{G}})^n}{U_G^Z} d_1 \dots d_{L+1};$$

where $m_1, \dots, m_{L+1}; n$ are arbitrary positive integers.

We now state some results on the transcendental nature of the coefficients in the Taylor expansion of $I(G)$ with respect to ϵ , for all bpd graphs G up to five loops. For every graph G for which a theorem is stated below, there is also a corresponding algorithm for computing the coefficients of the Taylor expansion of $I(G)$ by integrating inside a predetermined algebra of polylogarithms.

1.1.1. Three loops. There is exactly one primitive divergent graph with four loops [18], namely the wheel with four spokes, or cross-hairs diagram, pictured below (left). Breaking it apart along each edge gives rise to exactly two topologically distinct bpd graphs with three loops (right).

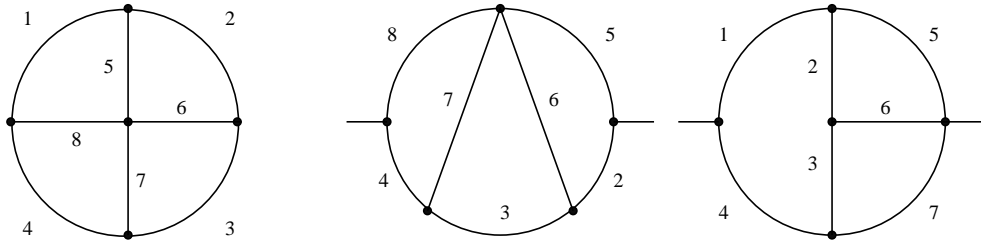


Figure 2. Left: The cross-hairs diagram is the unique primitive divergent graph with four loops. Breaking it at the edges 1, 8 gives the graphs in the middle, and on the right, respectively.

Theorem 1. Let G be one of the two bpd 3-loop graphs depicted in Figure 2 (middle and right). Then every coefficient in the Taylor expansion of $I(G)$ is a rational linear combination of multiple zeta values.

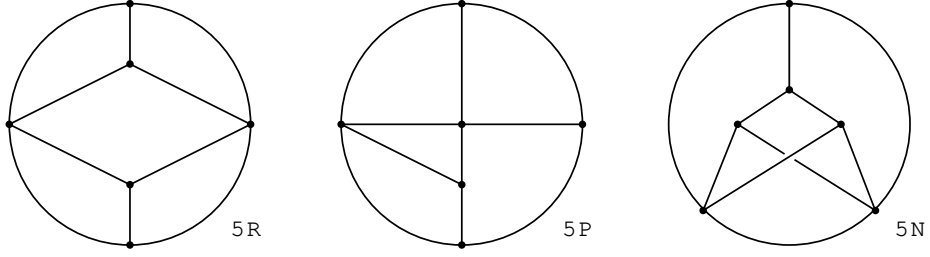


Figure 3. The three primitive-divergent 5-loop diagrams.

1.1.2. Four loop contributions. There are precisely three 5-loop diagrams, pictured in Figure 3. The one on the left is planar and two-vertex reducible, and will be denoted 5R. The one in the middle is planar, two-vertex irreducible, and will be denoted 5P, and the one on the right is non-planar, and will be denoted 5N. It turns out that there are exactly six topologically distinct ways to break the graph 5P open at one edge, and exactly two ways to break open 5R, giving the eight planar topologies depicted in Figure 4.

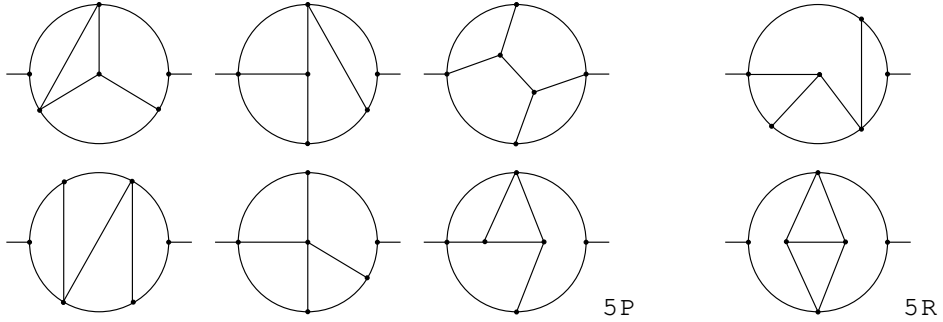


Figure 4. The eight planar bpd topologies with four loops.

Theorem 2. Let G be one of the eight bpd planar 4-loop graphs depicted in Figure 4. Then every coefficient in the Taylor expansion of $I(G)$ is a rational linear combination of multiple zeta values.

For the non-planar graphs, a new phenomenon occurs, and we must introduce multiple zeta values at roots of unity. Let $n_1, \dots, n_r \geq 2$, and consider the multiple polylogarithm function, first introduced by Goncharov [1]:

$$(5) \quad L_{n_1, \dots, n_r}^i(x_1, \dots, x_r) = \sum_{0 < k_1 < \dots < k_r} \frac{x_1^{k_1} \dots x_r^{k_r}}{k_1^{n_1} \dots k_r^{n_r}} :$$

It converges absolutely for $|x_i| < 1$ and extends to a multivalued holomorphic function on an open subset of \mathbb{C}^r . For $m \geq 1$, we define Z^m to be the \mathbb{Q} -algebra generated by the values of multiple polylogarithms at m^{th} roots of unity:

$$L_{n_1, \dots, n_r}^i(x_1, \dots, x_r) \text{ such that } x_i^m = 1 \text{ for } 1 \leq i \leq r; \text{ and } (x_r, n_r) \notin (1; 1) :$$

The condition that x_r and n_r are not simultaneously 1 is to ensure convergence. The algebra Z^1 is the algebra of multiple zeta values, and Z^2 is known as the algebra of alternating multiple zeta values. We will call Z^m the algebra of m multiple zeta values ramified at m^{th} roots of unity. Note that $Z^a \subset Z^b$ if a divides b .

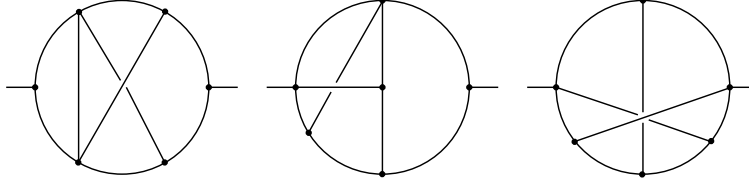


Figure 5. The three non-planar bpd graphs on four loops obtained by breaking the graph 5N along an edge. The graph on the right has crossing number 1, but has been drawn with 2 crossings.

Theorem 3. Let G be one of the three non-planar bpd graphs with 4-loops as depicted in Figure 5. Then every coefficient in the Taylor expansion of $I(G)$ is a rational linear combination of multiple zeta values ramified at 6^{th} roots of unity.

Note that the theorem gives an upper bound on the set of periods which can occur (Z^6), and it is an open question whether some smaller algebra Z^k for $k = 1; 2; \text{ or } 3$ suffices to compute the Taylor expansions for the non-planar graphs, or whether there occurs a term which genuinely involves sixth roots of unity.

1.1.3. Five-loop contributions. Karen Yeats has computed the primitive divergent topologies up to seven loops [18]. There are nine at six loops, of which four are planar, pictured below, and five which are non-planar (Figures 7,8). Although the five non-planar graphs all have genus 1 (they can be drawn on a torus without any self-crossings), it turns out that the invariant which successfully predicts the outcome of our method for computing the periods at six loops is not the genus but the crossing number. The crossing number of a graph G is defined to be the minimal number of self-crossings over all planar representations of G (which are allowed to have curved edges). It is easy to determine the crossing number for the graphs we consider here, but seems to be a difficult problem in general.

Theorem 4. Let G be a graph obtained by breaking open \mathcal{G} at one edge, where \mathcal{G} is one of the eight primitive divergent graphs at six loops pictured in Figures 6 and 7. Then the coefficients in the Taylor expansion of $I(G)$ are:

- (1) multiple zeta values, if \mathcal{G} is planar (has crossing number 0).
- (2) multiple zeta values at 6^{th} roots of unity, if \mathcal{G} has crossing number 1.

The one remaining primitive graph is the complete bipartite graph $K_{3,4}$, and has crossing number exactly 2, pictured in Figure 8. Our method failed for this graph.

1.2. Discussion. In summary, we found that for all Feynman graphs up to 6 loops, those with crossing number 0 evaluate to multiple zeta values, and those with crossing number 1 give multiple polylogarithms evaluated at 6^{th} roots of unity. There is a single example of a graph ($K_{3,4}$) with crossing number 2, and our method fails in this case. The leading term in the Taylor expansion of $I(G)$ for $K_{3,4}$ is actually

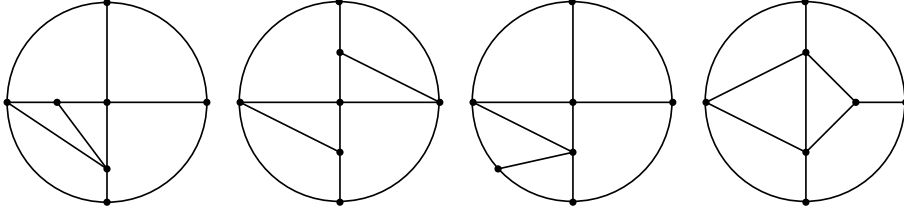


Figure 6. The four planar primitive divergent graphs at six loops.

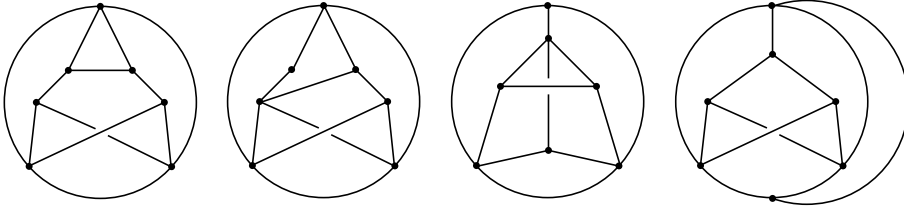


Figure 7. The four non-planar primitive divergent graphs at six loops with crossing number 1.

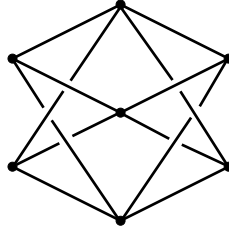


Figure 8. The unique non-planar primitive divergent graph at six loops with crossing number 2 (although six crossings are shown). It is the complete bipartite graph $K_{3,4}$, and is the first graph for which our criterion fails.

known to evaluate to a multiple zeta value, namely $(5;3)$, which, interestingly, is the first occurrence of an irreducible double sum in $d=4$ theory.

One possible reason for this is that our method concerns all terms in the Taylor expansion of the integral $I(G)$, with arbitrary powers of logarithms in the numerator. In the particular case when there are no logarithmic terms in the numerator, the set of singularities of the integrand are slightly reduced, and it is not impossible that our method might work for $K_{3,4}$ with this restriction, although we have not checked this. Another possible reason for this could be because our algorithm has some room for improvement, in at least two ways. First, the algorithm involves the repeated factorization of polynomials derived from the graph polynomial. In our computations, we only considered factorizations that occurred over the field of rationals \mathbb{Q} , although it is conceivable that some of the polynomials which occur are irreducible over \mathbb{Q} , but factorize over an algebraic extension of \mathbb{Q} .

A second, and more promising, possibility is to extend our algorithm to deal with quadratic terms, and this will be explained in further detail in §4.5: It is possible, by extending our method in this way, that a larger class of graphs will become tractable. However, it is more likely than not that eventually one will find periods of motives which are not mixed Tate (c.f. [1]), and this will pose a genuine obstruction to the present method. We expect that our method of polylogarithmic integration should also help to exhibit the first example of such a period in massless $\frac{4}{4}$, if and when it occurs. The idea would be to strip away from a candidate Feynman integral terms which evaluate to multiple zeta values, until one is left with a totally irreducible period integral which is verifiably not of mixed Tate type. Thus, the eventual failure of our method should at the same time exhibit the first non-MZV-type period, when it occurs.

1.3. Plan of the paper. The paper is divided into two halves. The first half (§2–4) gives an overview of our method, and can be read linearly, as a long introduction. In §2 we briefly recall how to rewrite the Feynman integrals $I(G)$ in Schwinger-parametric form using graph polynomials. In §3, we outline the main idea of our method, and in §4, we translate this into an elementary reduction algorithm on graph polynomials. The main theorem 18 in §4.4 states a sufficient condition for a bpd graph G to evaluate to multiple zeta values in its Taylor expansion.

The purpose of the second half is to give a complete worked example of our method, in the case of the wheel with three spokes. In particular, in §7, we give a new proof of the well-known result that the leading term of $I(G)$ is $6\pi^3$. This is, to our knowledge, the first time that such a computation has appeared in print using a parametric representation for the Feynman integral. The purpose of section 5 is to provide sufficiently many details to understand the intricacies of the method in general, and section 6 provides worked examples of taking primitives and limits of polylogarithms in two variables, which are then applied directly in the $6\pi^3$ computation. It is perhaps advisable, after having read §2–4, to refer directly to the example in §7, and then read §5 and §6 bearing the example in mind.

The proofs of our results will be written up in full detail in [9], including a study of the underlying algebraic geometry, which is completely absent from this paper, and a generalization of the above results to some infinite families of graphs. Much of the background on iterated integrals, and also our method of integration with polylogarithms, is explained in detail in [7, 8] in the case of moduli spaces of genus 0 curves. These may serve as a useful introduction to this paper, since there are many similarities with the integrals we study here, even though the geometry underlying higher loop Feynman integrals is considerably more complex.

1.4. Acknowledgements. I owe many thanks to John Gracey and David Broadhurst for explaining to me the problem of studying the three-loop contributions to the massless two-point function, and also to Dirk Kreimer for many helpful discussions. The list of primitive divergent graphs up to 7 loops was kindly given to me by Karen Yeats, and my interest in the subject owes much to the work of Bloch, Esnault and Kreimer [4], and the encouragement of Pierre Cartier.

This work was motivated by the fruitful workshop on perturbative approaches to quantum field theory at ESI Vienna, and was continued at the MPI during an IPDE fellowship, and completed at the IHEP.

2. Parametric representations

Let G be a Feynman graph with h loops, L internal edges, and E external legs. The graph polynomial of G is a homogeneous polynomial of degree h in variables x_1, \dots, x_L indexed by the set of internal edges of G . It is defined by the formula:

$$(6) \quad U_G = \sum_{T \in \mathcal{T}_G} \prod_{e \in T} x_e$$

The sum is over all spanning trees T of G , i.e., subgraphs T of G which pass through every vertex of G but which contain no loop. Next consider the homogeneous polynomial of degree $h+1$ defined by:

$$(7) \quad V_G = \sum_{S \in \mathcal{S}_G} \prod_{e \in S} x_e \cdot (q^S)^2$$

The sum is over graphs $S \subset G$ with exactly two connected components $S = T_1 \sqcup T_2$ where both T_1 and T_2 are trees, such that S is obtained by cutting a spanning tree S^0 along an edge e , and q^S is the momentum flowing through e in S^0 .

Example 5. Let G denote the two-point two-loop diagram depicted in Fig 1. Then

$$(8) \quad U_G = (x_1 + x_5)(x_2 + x_4) + x_3(x_1 + x_2 + x_4 + x_5);$$

$$V_G = x_3(x_1 + x_2)(x_4 + x_5) + (x_2 x_4 x_5 + x_1 x_4 x_5 + x_1 x_2 x_5 + x_1 x_2 x_4) q^2$$

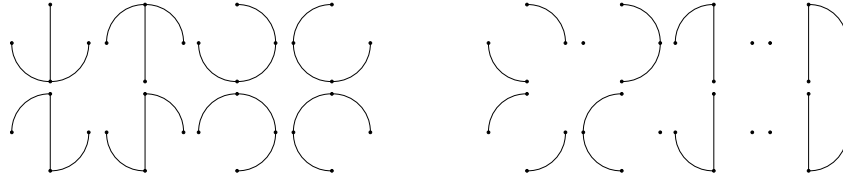


Figure 9. On the left are shown the eight spanning trees for G , corresponding to the eight terms in U_G . On the right are the eight pairs of trees $T_1 \sqcup T_2$ which correspond to the eight terms in V_G .

To each internal edge e of G we associate a decoration a_e , which is a positive real number (the power to which the corresponding propagator is raised) and set

$$(9) \quad a = \prod_{e \in L} a_e$$

The unregularised massless Feynman integral $I_G(a; q; D)$ in dimension D , expressed in Schwinger coordinates ([12]; [15], (2.36)), is:

$$(10) \quad (-1)^a \frac{e^{i[a+h(1-D)/2]t}}{a} \int_0^1 \dots \int_0^1 d_1 \dots d_L \frac{Q(a, d)}{U_G^{D/2}} e^{iV_G = U_G} :$$

Now let \mathcal{P} denote a non-empty set of internal edges of G . By making the change of variables $x_i = t_i t$, for $1 \leq i \leq L$, where $t = t_2$, integrating with respect

where $L+1 = L \cdot L+1$, and H is the hyperplane $x = 1$ in $[0;1]^{L+1}$. The Taylor expansion of the original Feynman integral (11) can be retrieved from the following well-known formula for the Taylor expansion of the gamma function:

$$(s+1) = \exp(-s) \exp \sum_{k=2}^{\infty} \frac{(-1)^k (k)s^k}{k!} :$$

The coefficients in the Taylor expansion of (17) are given by:

$$(18) \quad \frac{1}{Z} \sum_H \frac{L+1}{U_G^2} P(i; \log(i); \log(U_G)) ;$$

where m is an integer, and P is a polynomial in $i; \log(i)$ for $1 \leq i \leq L+1$ and $\log U_G$ with rational coefficients. This is a period integral in the sense of [13].

In the first half of this paper, we will state a criterion on \mathcal{C} for (18) to evaluate to multiple zeta values, and in the second half, we will outline an algorithm for computing these values.

2.2. Contraction and deletion of edges. For any graph G , its graph polynomial U_G is linear with respect to each variable x_i . We can write

$$(19) \quad U_G = U_{G=\text{fig}} + U_{G \setminus \text{fig } i} ;$$

where $G=\text{fig}$ is the graph obtained from G by contracting the edge labelled i , and $G \setminus \text{fig}$ is the graph obtained from G by deleting the edge labelled i . Using (15), this implies that

$$(20) \quad U_G = U_{G \setminus \text{fig } L+1g} \quad \text{and} \quad V_G = U_{G=\text{fig } L+1g} :$$

From (19) and (20), one deduces a similar formula for V_G , namely:

$$(21) \quad V_G = V_{G=\text{fig}} + V_{G \setminus \text{fig } i} :$$

Notation 7. When the graph G is implicit, we will often write $U; V$ instead of $U_G; V_G$. In order to lighten the notation, we adopt the useful convention from [4], which consists in writing, for any polynomial which is linear in the variable x_i :

$$^{(i)} = \frac{\partial}{\partial x_i} ; \quad \text{and} \quad x_i = \sum_{i=0}^{\infty} :$$

We therefore have $U_i = U_{G=\text{fig}}$, $U^{(i)} = U_{G \setminus \text{fig}}$, and (19) and (21) become

$$U = U_i + U^{(i)} \quad \text{and} \quad V = V_i + V^{(i)} :$$

Since the operations of contracting and deleting distinct edges commute, we can write $U_{12} = U_{G=\text{fig } 1, 2g}$, $U_2^{(1)} = U_{G=\text{fig } 2g \setminus \text{fig } 1g}$, $U^{(12)} = U_{G \setminus \text{fig } 1, 2g}$, and so on, where indices in the superscript (subscript) correspond to deleted (resp. contracted) edges.

3. Symbolic integration using polylogarithms

Let G be a broken primitive divergent graph, and let \mathcal{G} be the graph obtained by closing its external legs. To illustrate our integration method, let us begin to compute the integral (13) in the case where all decorations $a_i = 1$, and $n = 0$. Therefore consider the convergent integral

$$(22) \quad I_G = \int_H \frac{d^{L+1} U_G}{U_G^2}; \quad (\text{Step 0})$$

which was studied in [4]. We will assume that L is a single index, say L . In this case we can write $d^L = d_1 d_2 \dots d_{L-1}$ and $d^{L+1} = d^L d_{L+1}$. The domain of integration is simply $H = \{f_L = 1; 0 \leq d_i \leq 1; i \in L\}$. Using equation (15) to replace U_G with $V_G + d_{L+1} U_G$, we can perform one integration with respect to d_{L+1} from 0 to 1, to obtain:

$$(23) \quad I_G = \int_{d_{L+1}=0}^1 \int_H \frac{d^{L+1}}{(V_G + d_{L+1} U_G)^2} d^L = \int_H \frac{d^L}{U_G V_G} \quad (\text{Step 1}) :$$

From here on, we write $U;V$ instead of $U_G;V_G$ and use the notations of 2.2. Now choose any variable in the integrand, say d_1 , and write I_G in terms of d_1 :

$$I_G = \int_{d_1=0}^1 \frac{d^L}{(U_1 + U^{(1)}_1)(V_1 + V^{(1)}_1)} :$$

By decomposing into partial fractions with respect to d_1 , this gives

$$I_G = \int_H \frac{d^L}{U^{(1)}_1 V_1} \frac{U^{(1)}}{U_1 V^{(1)}} \frac{V^{(1)}}{V_1 + V^{(1)}_1} :$$

Now we can perform an integration with respect to d_1 from 0 to 1 at the expense of introducing a new function, namely the logarithm.

$$(24) \quad I_G = \int_{d_1=0}^1 \frac{\log U^{(1)}_1 - \log U_1 - \log V^{(1)}_1 + \log V_1}{U^{(1)}_1 V_1 - U_1 V^{(1)}} d_2 \dots d_{L-1} \quad (\text{Step 2}) :$$

The logarithm $\log f$ should be regarded as a symbol which satisfies the formal rule $d \log f = f^{-1} df$, since changing the constant of integration does not affect the integrand of (24). At this stage, something remarkable occurs. The denominator factorizes as the square of a polynomial D which is linear in each variable d_i :

$$(25) \quad D^2 = U^{(1)}_1 V_1 - U_1 V^{(1)}$$

As observed in [4], this phenomenon is quite general and follows from a result due to Dodgson on determinants of matrices. One can also give a formula for D in terms of trees in G , but this will not be required here.

We can repeat this argument. Choose a variable, say d_2 , and write

$$D = D_{2-2} + D^{(2)} :$$

By decomposing the integrand of (24) into partial fractions with respect to the variable d_2 , we can integrate with respect to the variable d_2 . To simplify the notation, we define

$$(26) \quad f(p;q;r;sg) = \frac{p \log(p) + \log(s) - \log(q) - \log(r)}{r(ps - qr)} + \frac{\log(q)}{rs} :$$

One verifies that

$$\int_0^1 \frac{\log(px+q)}{(rx+s)^2} dx = f(p;q;r;s) :$$

Corollary 8. The integral I_G is equal to the $L-2$ dimensional integral:

$$I_G = \int_{L=1}^Z fU_2^{(1)}; U^{(1;2)}; D_2; D^{(2)}g + fU_{12}; U_1^{(2)}; D_2; D^{(2)}g + fV_2^{(1)}; V^{(1;2)}; D_2; D^{(2)}g \\ + fV_{12}; V_1^{(2)}; D_2; D^{(2)}g \quad d_3 :: d_{L-1} \quad (\text{Step 3}) :$$

As long as there exists a variable with respect to which all polynomials which occur in the integrand are linear, this can be repeated.

At the next stage of the integration process, one has to introduce the dilogarithm¹, which is formally defined by the differential equation

$$(27) \quad dL_2(f) = \frac{\log(1-f)}{f} df :$$

In this manner, we obtain a conditional algorithm for computing integrals such as (18), which can be approximately formalised as follows:

- (1) Choose a variable in which all terms of the integrand are linear.
- (2) Formally take a primitive of the integrand with respect to this variable.
- (3) Evaluate this primitive at 0 and 1, and repeat.

The algorithm fails exactly when in (1), we can no longer find a variable with respect to which all terms in the integrand are linear. This will be formulated precisely in the following section. It can be checked in advance whether the algorithm will terminate, as this depends only on the topology of the graph G . When the algorithm does terminate, any integral (13) with arbitrary decorations can always be computed in a finite number of steps in terms of a fixed differential algebra of polylogarithms determined in advance by the topology of G .

For example, in the above, we can keep track of the singularities of the integrand (i.e., terms occurring in the denominator, or arguments of the logarithm functions) at each step. At the first step, we represent the singularities as the set:

$$fU; Vg :$$

After the second integration, the singularities are given by:

$$fU^{(1)}; U_1; V^{(1)}; V_1; Dg :$$

At the third step (corollary 8), we have in the same manner

$$fU^{(12)}; U_2^{(1)}; U_1^{(2)}; U_{12}; V^{(12)}; V_2^{(1)}; V_1^{(2)}; V_{12}; D^{(2)}; D_2g ;$$

along with the set of irreducible factors of the four denominator terms:

$$D^{(2)}U_2^{(1)} \quad D_2U^{(12)} \quad D^{(2)}U_{12} \quad D_2U_1^{(2)} \quad D^{(2)}V_2^{(1)} \quad D_2V^{(12)} \quad D^{(2)}V_{12} \quad D_2V_1^{(2)} :$$

We are therefore led to consider an algorithm for the reduction of sets of polynomials with respect to their variables. This will ultimately lead to a criterion for the computability of broken primitive divergent Feynman graphs (theorem 18).

¹As we shall see later, it is more convenient to use the function satisfying the differential equation $dL(f) = f^{-1} \log(f+1) df$, which is a close relative of the dilogarithm.

4. Reduction of polynomials

Keeping track of the polynomials, or singular loci, which can occur in this integration process gives rise to a reduction algorithm which can be used to check the outcome of the integration process without actually doing it.

4.1. The simple reduction algorithm. Let $S = f f_1; \dots; f_N g$, where $f_1; \dots; f_N$ are polynomials in the variables $x_1; \dots; x_m$, with rational coefficients.

- (1) Suppose that there exists an index $1 \leq r \leq m$ with respect to which every polynomial $f_1; \dots; f_N$ is linear in the variable x_r . Then we can write:

$$f_i = g_{i-r} + h_i \quad \text{for } 1 \leq i \leq N;$$

where $g_i = \partial f_i / \partial x_r$, and $h_i = f_i|_{x_r=0}$. Define a new set of polynomials:

$$\mathcal{S}_{(r)} = f g_{i-1 \leq i \leq N}; h_{i-1 \leq i \leq N}; h_i g_j \quad g_i h_j \quad 1 \leq j \leq N \quad g:$$

- (2) Let $S_{(r)}$ be the set of irreducible factors of polynomials in $\mathcal{S}_{(r)}$.

The polynomials now occurring in $S_{(r)}$ are functions of one fewer variables, namely $x_1; \dots; x_{r-1}; x_{r+1}; \dots; x_m$. This process can be repeated. If at each stage there exists a variable in which all polynomials are linear, we can proceed to the next stage. This gives a sequence of variables $x_1; x_2; \dots; x_n$, and a sequence of sets

$$(28) \quad S_{(x_1)}; S_{(x_1, x_2)}; \dots; S_{(x_1, \dots, x_n)}:$$

If there exists a sequence $(x_1; \dots; x_n)$ such that every variable is eventually eliminated, then we say that the reduction terminates. When this happens, we say that the set S is simply reducible.

Remark 9. We can remove any constants, and any monomials of the form x_i which occur as elements in $S_{(r)}$, as this does not affect the outcome of the algorithm.

Definition 10. Let G be a broken primitive divergent graph, and let

$$S_G = f U_G g:$$

We say that G is simply reducible if S_G is simply reducible.

Observe that $f U_G g_{(L+1)} = f U_G; V_G g$, where x_{L+1} is the edge variable of \mathcal{G} obtained by closing the external legs of G , by equation (15).

Example 11. Consider the 2-loop 2-point graph G depicted in fig. 1. We write $S = S_G = f U_G g$. After reducing with respect to x_6 , we have $S_{(6)} = f U; V g$, where $U = U_G, V = V_G$ are given by (8):

$$S_{(6)} = f \quad x_1^2 + x_1 x_4 + x_5^2 + x_4 x_5 + x_3 x_1 + x_3 x_2 + x_3 x_4 + x_3 x_5; \\ x_3 x_4 + x_3 x_5 + x_3 x_2 x_4 + x_3 x_2 x_5 + x_2 x_4 x_5 + x_1 x_4 x_5 + x_1 x_2 x_5 + x_1 x_2 x_4 g:$$

Since both polynomials are linear in x_1 , we can reduce with respect to x_1 to obtain

$$\mathcal{S}_{(6,1)} = f U^{(1)}; U_1; V^{(1)}; V_1; U^{(1)} V_1 - U_1 V^{(1)} g:$$

But $U^{(1)} V_1 - U_1 V^{(1)}$ factorizes, by the Dodgson identity, and so at the second stage we have $S_{(6,1)} = f U^{(1)}; U_1; V^{(1)}; V_1; D g$, where $D^2 = (U^{(1)} V_1 - U_1 V^{(1)})$:

$$S_{(6,1)} = f \quad x_2 x_5 + x_4 x_5 + x_2 x_3 + x_3 x_4 + x_3 x_5; x_2^2 + x_3^2 + x_4^2; x_3 x_4 + x_3 x_5 + x_4 x_5; \\ x_3 x_4 + x_3 x_5 + x_4 x_5 + x_2 x_5 + x_2 x_4; x_3 x_4 + x_4 x_5 + x_2 x_5 + x_3 x_5 g$$

Since each polynomial is linear, we can reduce with respect to the variable x_2 :

$$S_{(6;1;2)} = f_{x_4 + x_5; x_3 + x_4 + x_5; x_3 + x_4; x_3 + x_5; x_3 + x_4} g :$$

Next, reducing with respect to the variable x_5 , gives

$$S_{(6;1;2;5)} = f_{x_3 + x_4; x_3 + x_4} g ;$$

and finally, reducing with respect to x_3 gives

$$S_{(6;1;2;5;3)} = ; :$$

Here, and from now on, we will adopt the convention (remark 9) that we remove all constant terms and variables x_i from each stage of the reduction.

In x_3 , the domain of integration for I_G was a hyperplane $x_i = 1$ for some index i . If S_G is simply reducible with respect to some order $(x_1; \dots; x_n)$ of the variables, we can choose i to be the index of one of the two final variables $x_{n-1}; x_n$. In the previous example, we can take $i = 4$, and set $x_4 = 1$, $S^0 = S_{G_{x_4=1}}$. This gives

$$S_{(6;1;2)}^0 = f_{x_5 + 1; x_3 + x_5 + x_5; x_3 + 1; x_3 + x_5; x_3 + 1} g ;$$

and

$$S_{(6;1;2;5)}^0 = f_{x_3 + 1; x_3 + 1} g :$$

The reduction algorithm reflects the set of singularities which occur at each stage of the integration process. Roughly speaking, the integrand at the k^{th} stage, after integrating with respect to $x_1; \dots; x_k$, will have singularities along the zero locus of polynomials in the sets $S_{(x_1; \dots; x_m)}$, for $m \leq k$, and along the axes $x_i = 0$.

Remark 12. The algorithm described above is similar to an algorithm defined by Stembridge to study the zeros of graph polynomials over finite fields. A similar argument was also used in [4] to obtain a Tate filtration on graph hypersurfaces.

In the previous example, we see that at the penultimate stage, we expect to have polylogarithms in x_3 , with singularities along $x_3 = 0; x_3 = 1; x_3 = 1$. This would imply that at the final stage, the integral I_G is a rational linear combination of alternating multiple sums $\sum Z^2$, i.e., periods of $P^1 \times P^1 \times P^1$. This is not good enough, since it is known that the integral I_G in fact gives multiple zeta values. To rectify this problem, we introduce the Fubini reduction algorithm.

4.2. The Fubini reduction algorithm. In the simple reduction algorithm, the sets $S_{(x_1; \dots; x_k)}$ which control the singularities of the integration process, depend in an essential way on the order of the variables $x_1; \dots; x_k$ which was chosen. However, it is an obvious consequence of Fubini's theorem that the final integral does not depend on the particular order of integration. More precisely, if F is the integrand obtained at the k^{th} stage, we clearly have

$$\int_0^1 \int_0^1 \dots \int_0^1 \int_0^1 d_{x_1} d_{x_2} \dots d_{x_j} F = \int_0^1 \int_0^1 \dots \int_0^1 \int_0^1 d_{x_j} d_{x_1} F :$$

The left-hand integral has singularities contained in the zero locus of polynomials in $S_{(x_1; \dots; x_k; x_1; x_j)}$; the right-hand integral has singularities contained in the zero locus of polynomials in $S_{(x_1; \dots; x_k; x_j; x_1)}$. It follows that both have singularities contained in the zero locus of polynomials in the intersection $S_{(x_1; \dots; x_k; x_1; x_j)} \setminus S_{(x_1; \dots; x_k; x_j; x_1)}$:

In general, we define sets recursively as follows:

$$(29) \quad \begin{aligned} S_{[x_1; x_2]} &= S_{(x_1; x_2)} \setminus S_{(x_2; x_1)} ; \\ S_{[x_1; x_2; \dots; x_k]} &= \bigcap_{1 \leq i \leq k} S_{[x_1; \dots; \widehat{x_i}; \dots; x_k](x_i)} ; \quad k \geq 3 ; \end{aligned}$$

where in the second line one applies a reduction to the set $S_{[x_1; \dots; \widehat{x_i}; \dots; x_k]}$ with respect to the variable x_i (steps (1) and (2) in the previous section). It may happen that it is not possible to apply the reduction to $S_{[x_1; \dots; \widehat{x_i}; \dots; x_k]}$ if it contains a polynomial which is non-linear in x_i : In that case, $S_{[x_1; \dots; \widehat{x_i}; \dots; x_k](x_i)}$ is undefined and we omit it from the intersection in the second line of (29). It is also possible that this happens for all $1 \leq i \leq k$, in which case $S_{[x_1; \dots; x_k]}$ is undefined.

This is the Fubini reduction algorithm, and it gives rise to a sequence of sets

$$(30) \quad S_{(x_1)} ; S_{[x_1; x_2]} ; \dots ; S_{[x_1; \dots; x_n]} :$$

Definition 13. We say that S is Fubini reducible if there is a sequence $(x_1; \dots; x_m)$ such that every variable is eventually eliminated, and such that every polynomial in $S_{[x_1; \dots; x_k]}$ is linear in x_{k+1} , for all $1 \leq k \leq m$.

If G is a broken primitive divergent graph, we say that G is Fubini reducible if $S_G = fU_G^- g$ is Fubini reducible. As in remark 9, we can remove constants and terms of the form δ without affecting the algorithm.

Remark 14. By the definition (29), the set $S_{[x_1; x_2; \dots; x_k]}$ is contained in the set $S_{[x_{(1)}; x_{(2)}; \dots; x_{(k)}]}$ for any permutation of $1; 2; \dots; k$. Thus if S is simply reducible, then the sequence (30) is contained in the sequence (28). In general, the inclusion

$$S_{[x_1; x_2; \dots; x_k]} \subseteq \bigcap_{2 \leq k} S_{(x_1; \dots; (x_k))} ;$$

is strict, where the intersection is taken over all permutations of $x_1; \dots; x_k$. In practice, the cascade of polynomials one obtains using the Fubini reduction is considerably smaller than with the simple reduction algorithm.

Example 15. We compute the Fubini reduction algorithm for the two-loop two point function, as in example 11. Let $S = fU_G^- g$, where $U_G^- = {}_6U_G + V_G$, and $U_G; V_G$ are given by (8). One checks that $S_{[2;6](5)}$ is given by:

$$f_{3+4} ; 3+4+1 ; 1+4+1+3+3+4 ; 1+3 ; 2+3+4+ \frac{2}{3}+1+4+1+3 ; 1+3+1+4+ \frac{2}{3}g$$

and $S_{[5;6](2)}$ by

$$f_{3+4} ; 3+4+1 ; 1+4+1+3+3+4 ; 1+3 ; 1+4+ \frac{2}{3}+3+4 ; 2+1+3+1+4+ \frac{2}{3}+3+4g$$

and $S_{[2;5](6)}$ by

$$f_{3+4} ; 3+4+1 ; 1+4+1+3+3+4 ; 1+3 ; 1+4 ; 1+4g :$$

Taking the intersection of all three sets gives

$$S_{[2;5;6]} = f_{3+4} ; 3+4+1 ; 1+4+1+3+3+4 ; 1+3g :$$

By performing an ordinary reduction with respect to the variable x_1 , one obtains:

$$S_{[2;5;6](1)} = f_{3+4} ; 3+4+ \frac{2}{3}+ \frac{2}{4}g :$$

By computing $S_{[6;1;2](5)}$, $S_{[6;1;5](2)}$, $S_{[1;2;5](6)}$ and intersecting all four (actually it suffices to intersect with $S_{(6;1;2;5)}$ from example 11 in this case), one verifies that

$$S_{[6;1;2;5]} = f_{3+4}g :$$

As before, we can take our domain of integration to be the hyperplane $x_4 = 1$. At the final stage of the integration process, the Fubini reduction algorithm will predict (see theorem 18) that the integrand has singularities in $x_3 = 0; x_3 = 1$. Therefore we expect to obtain multiple polylogarithms with singularities in $f_0; 1; 1; g$ at the penultimate stage, and hence multiple zeta values as the final answer. In this way, the problem raised at the end of the previous section has apparently been overcome.

However, constants can appear at every stage during the integration process (see ex7), and one needs to verify that we only obtain multiple zeta values every time. This leads to a further ramification condition to be verified, for each set $S_{[x_1; \dots; x_k]}$.

4.3. The ramification condition. Let S be Fubini reducible for some order $(x_1; \dots; x_m)$ of the variables. After setting the final variable $x_m = 1$ in the sequence (30), we obtain a new sequence of sets (the reductions of $S^0 = S_{x_m=1}$):

$$(31) \quad S_{(x_1)}^0; S_{[x_1; x_2]}^0; \dots; S_{[x_1; \dots; x_{m-1}]}^0;$$

where every polynomial in $S_{[x_1; \dots; x_k]}^0$ is linear in the variable x_{k+1} . Therefore, if we write $S_{[x_1; \dots; x_k]}^0 = f f_1; \dots; f_{M_k} g$, then we have

$$f_i = a_i x_{k+1} + b_i; \text{ for } 1 \leq i \leq M_k;$$

where $a_i; b_i$ are polynomials in $x_{k+2}; \dots; x_m$. We define κ_k to be

$$(32) \quad \kappa_k = f \frac{b_i}{a_i} \text{ such that } a_i \notin 0g;$$

The set κ_k clearly depends on the ordering of the variables $(x_1; \dots; x_m)$.

Definition 16. We say that κ_k is unramified if:

$$(33) \quad \lim_{x_m \rightarrow 0} \lim_{x_{m-1} \rightarrow 0} \dots \lim_{x_{k+2} \rightarrow 0} \kappa_k = f_0; 1; 1; g;$$

We say that the sequence of sets (30) is unramified if the corresponding κ_k are unramified for all $1 \leq k \leq m-1$. Finally, we say that S is unramified if it is Fubini reducible, and if there exists a sequence $(x_1; \dots; x_m)$ such that (31) is unramified.

Example 17. One can check that the sequence of sets given in example 15 is unramified. We check the last two terms only. Setting $x_4 = 1$, we have:

$$S_{[6; 2; 5]}^0 = f_1 + x_3; 1 + x_1 + x_3; 1 + x_3 + x_1 x_3; 1 + x_3 g; S_{[6; 1; 2; 5]}^0 = f_1 + x_3 g;$$

Thus

$$\kappa_1 = f(x_3 + 1); \frac{x_3}{1 + x_3}; x_3 g; \text{ and } \kappa_3 = f_1 g;$$

The ramification condition §3) is satisfied in both cases, since $\kappa_3 = f_0; 1; 1; g$, and $\lim_{x_3 \rightarrow 0} \kappa_1 = f_0; 1; g$.

4.4. The main theorem. The main theorem gives a simple criterion for a master Feynman integral to evaluate to multiple zeta values.

Theorem 18. Let G be a broken primitive divergent Feynman diagram and let $S_G = fU_{\tilde{G}} g$. If S_G is Fubini reducible and unramified, then the coefficients in the Taylor expansion of the integral $I(G)$ (17) are rational linear combinations of multiple zeta values.

We also require a variant to allow for multiple zeta values ramified at roots of unity. Let S be Fubini reducible, as above. We say that S is ramified at p^{th} roots of unity if there exists a sequence $(r_1; \dots; r_m)$ such that the corresponding sets \mathcal{K}_k satisfy

$$\mathcal{K}_k \cap \mathcal{K}_l = \emptyset \text{ if } k \neq l; \quad \mathcal{K}_k \cap \mathcal{K}_l \neq \emptyset \text{ if } k \equiv l \pmod{p}.$$

If $p = 1$, then this coincides with the definition 16 above.

Theorem 19. Let G be a broken primitive divergent Feynman diagram and let $S_G = \text{Fub}_G(g)$. If S_G is Fubini reducible and ramified at p^{th} roots of unity, then the coefficients in the Taylor expansion of the integral $I(G)$ are rational linear combinations of multiple zeta values ramified at p^{th} roots of unity, i.e., in \mathbb{Z}^P .

The results stated in the introduction are the result of applying these two theorems to the set of all primitive divergent graphs up to 5 loops. We computed the Fubini reduction algorithm for the cross-hairs diagram (for which the graph polynomial has 45 terms), the graphs 5R, 5P and 5N (for which it has 128, 130 and 135 terms, respectively), and all eight primitive divergent graphs with 6 loops and crossing number 0 and 1, as depicted in figures 6 and 7 (for which the graph polynomials have around 400 terms). We found that all planar bpd graphs up to 5 loops are Fubini reducible and unramified, and all non-planar bpd graphs with crossing number 1 are Fubini reducible but ramified at 6th roots of unity. The bipartite graph $K_{3,4}$ has crossing number 2 (figure 8), and is not Fubini reducible. These calculations were done using Maple.

The outcome of the Fubini reduction algorithm may depend on the particular choice of two internal variables. Typically, the ramification is better if one chooses the two internal variables to correspond to edges meeting at a four-valent vertex. In each example, we computed the algorithm for all possible pairs of internal variables, and chose a pair giving the least ramification. In an ideal world, one could simply take the intersection of the period rings obtained for every such choice, and the algorithm would in that case not depend on any choices. In general, however, taking the intersection of rings of periods requires some powerful diophantine results, which are at present totally out of reach.

4.5. Extensions. There are a number of ways in which the reduction algorithm might be improved. First of all, in our computer calculations, we factorized our polynomials over \mathbb{Q} , rather than over the algebraic closure $\overline{\mathbb{Q}}$, which may or may not have made a significant difference.

More interestingly, the Fubini reduction method stops as soon as it finds that, for every variable x_i , there is a polynomial which is quadratic in that variable. It is possible, by introducing new variables which are the square roots of discriminants (by passing to a ramified cover), one could generalize the method to deal with some of the quadratic terms. The basic idea is that, in the case of a plane curve for example, a polynomial need not necessarily be linear to define a curve of genus 0. A conic, of degree 2, also defines a curve of genus 0, and our method should also extend to this case. A genuine obstruction should occur at the degree 3 level, since one expects to find elliptic components in this case. In any case, by extending our method to deal with quadratic terms, a larger class of graphs may then become reducible, and amenable to computation.

Finally, if one is interested only in the leading term of the Taylor expansion of the graph $I(G)$, then one can simplify the reduction algorithm. Recall that, for the

general integral (with arbitrary logarithms in the numerator), we obtained at the second step, the set of singularities:

$$S_{[\mathbb{L}+1;1]} = fU^{(1)};U_1;V^{(1)};V_1;Dg :$$

Notice that in (24), where the numerator has no logarithmic terms, not all pairs of singularities can occur. Thus one should perform a Fubini reduction separately on the four sets

$$fU^{(1)};Dg ; fU_1;Dg ; fV^{(1)};Dg ; fV_1;Dg ;$$

which may improve the ramification. There may also exist graphs which are not Fubini reducible, but for which each of the four sets above is Fubini reducible. This would prove that the first term only in the Taylor expansion is a multiple zeta value.

In the remainder of the paper we explain how to compute the coefficients in the Taylor expansion when the conditions of theorems 18 and 19 hold.

5. Hyperlogarithms, polylogarithms, and primitives

In this section, we outline the function theory underlying the iterated integration procedure. For a more detailed introduction, see [6, 7, 8].

5.1. Hyperlogarithms. Let $\mathcal{C} = \mathbb{C} \setminus \{z_0, z_1, \dots, z_N\}$, where z_i are distinct points of \mathbb{C} . We will always assume that $z_0 = 0$. For now we will consider the points z_i to be stationary, but later we will allow them to be variables in their own right.

Let $A = \{a_0, a_1, \dots, a_N\}$ denote an alphabet on $N + 1$ letters, where each symbol a_i corresponds to the point z_i . Let $\mathcal{Q} \text{ hA}$ denote the vector space generated by all words w in the alphabet A , along with the empty word which we denote by e . To each such word w , we associate a hyperlogarithm function:

$$L_w(z) : \mathcal{C}^N \rightarrow \mathbb{C}$$

which is multivalued, i.e., it is a meromorphic function on the universal covering space of \mathcal{C}^N . Let $\log(z)$ denote the principal branch of the logarithm.

Definition 20. Let A denote the set of all words w in A , including e . The family of functions $L_w(z)$ is uniquely determined by the following properties:

- (1) $L_e(z) = 1$, and $L_{a_0^n}(z) = \frac{1}{n!} \log^n(z)$, for all $n \geq 1$.
- (2) For all words $w \in A$, and all $0 \leq i \leq N$,

$$\frac{\partial}{\partial z} L_{a_i w}(z) = \frac{1}{z - z_i} L_w(z); \text{ for } z \in \mathcal{C}^N :$$

- (3) For all words $w \in A$ not of the form $w = a_0^n$,

$$\lim_{z \rightarrow 0} L_w(z) = 0 :$$

The weight of the function $L_w(z)$ is defined to be the number of letters which occur in w . The functions $L_w(z)$ are defined inductively by the weight: if $L_w(z)$ has already been defined, then $L_{a_i w}(z)$ is uniquely determined by the differential equation (2) since the constant of integration is given by (3).

It follows from the definitions that

$$L_{a_i}(z) = \log(z - z_i) - \log(-z_i) :$$

Later, we will only consider linear combinations of functions $L_w(z)$ which are single-valued on the real interval $(0; 1)$. Any such function is uniquely defined on $(0; 1)$ after having fixed the branch of the logarithm function $L_{a_0}(z) = \log(z)$.

5.1.1. The shuffle product. The shuffle product, denoted \times , is a commutative multiplication law on $\mathcal{Q} \text{ hA}$ defined inductively by the formulae:

$$w \times e = e \times w = w \quad \text{for all } w \in A ;$$

$$a_i w_1 \times a_j w_2 = a_i (w_1 \times a_j w_2) + a_j (a_i w_1 \times w_2) \quad \text{for all } w_1, w_2 \in A ; a_i, a_j \in A :$$

We extend the definition of the functions $L_w(z)$ to $\mathcal{Q} \text{ hA}$ by linearity:

$$L_w(z) = \sum_{i=1}^N q_i L_{w_i}(z) \quad \text{where } w = \sum_{i=1}^N q_i w_i ; q_i \in \mathbb{Q} ; w_i \in A :$$

The following lemma is well-known.

Lemma 21. The functions $L_w(z)$ satisfy the shuffle relations:

$$L_{w_1}(z) L_{w_2}(z) = L_{w_1 \times w_2}(z) ; \text{ for all } w_1, w_2 \in \mathcal{Q} \text{ hA} ; \text{ and } z \in \mathcal{C}^N :$$

Definition 22. Now let us define

$$O = \mathbb{Q} \left[z; \frac{1}{z} \right]_0^h; \dots; \frac{1}{z} \right]_N^i;$$

and let $L(\cdot)$ be the O -module generated by the functions $L_w(z)$, for $w \in A$.

The shuffle product makes $L(\cdot)$ into a commutative algebra. It is a differential algebra for the operator $\partial = \partial_z$, and is graded by the weight.

Theorem 23. The functions $f L_w(z) g_{w \in A}$, are linearly independent over $\mathbb{C} \otimes O$.

It follows from the theorem that $L(\cdot)$ is a polynomial ring, and a convenient polynomial basis is given by the functions $L_w(z)$, where w are Lyndon words [14].

In order to take primitives in $L(\cdot)$, we have to enlarge the ring of coefficients slightly. Therefore we must consider

$$O^+ = O \left[z; \frac{1}{z} \right]_i^h; \dots; \frac{1}{z} \right]_j^i; \quad 0 \leq i < j \leq N;$$

and let $L^+(\cdot) = O^+ \otimes L(\cdot)$ be O^+ -module spanned by $L_w(z)$, for $w \in A$.

Theorem 24. Every element f in $L(\cdot)$ of weight n has a primitive in $L^+(\cdot)$ of weight at most $n+1$, i.e., an element $F \in L^+(\cdot)$ such that

$$\partial F = \partial_z F = f.$$

The primitive of any generator $f(z) L_w(z) \in L(\cdot)$, where $f(z) \in O$, can be found explicitly by decomposing $f(z)$ into partial fractions in O^+ . The fact that one must enlarge O to O^+ is clear from the identity:

$$\frac{1}{(z-i)(z-j)} = \frac{1}{i-j} \left(\frac{1}{z-i} - \frac{1}{z-j} \right);$$

One is thereby reduced to the case of finding a primitive of functions of the form

$$(z-i)^n L_w(z); \text{ where } n \in \mathbb{Z}.$$

In the case $n = -1$, a primitive is given by $L_{a_i w}(z)$ by definition (2) above. In all other cases, integration by parts enables one to reduce to the case of finding a primitive of a function of lower weight. Thus a primitive of $f(z) L_w(z)$ can be computed algorithmically in at most n steps, where n is the weight of $L_w(z)$.

5.1.2. Logarithmic regularization at infinity. Having fixed a branch of the logarithm $L_{a_0}(z)$ we can define the regularization of hyperlogarithms at infinity.

Proposition 25. Every function $f(z) \in L(\cdot)$ can be uniquely written in the form

$$f(z) = \sum_{i=0}^m f_i(z) \log^i(z);$$

where $f_i(z)$ is holomorphic at $z = 1$, for $0 \leq i \leq m$.

We can therefore define the regularized value of f at infinity to be:

$$\text{Reg}_{z=1} f(z) = f_0(1):$$

Clearly, $\text{Reg}_{z=1} L_{a_0}(z) = 0$, and for all $1 \leq i \leq N$, $\text{Reg}_{z=1} L_{a_i}(z) = \log(i)$. Note that the regularization operator $\text{Reg}_{z=1}$ respects multiplication.

There is an analogous notion of regularization at $z = 0$. Note that by the definition of the functions $L_w(z)$ (properties (1) and (3)), we always have

$$(34) \quad \text{Reg}_{z=0} L_w(z) = 0; \quad \text{for all } w \in A; w \notin e:$$

Definition 26. Suppose that $f(z) \in L(\cdot)$ is holomorphic on the real interval $(0;1)$, and that $f(z)dz$ has at most logarithmic singularities at $z = 0;1$. We define the regularized integral of $f(z)dz$ along $[0;1]$ to be:

$$\int_0^1 f(z) dz = \text{Reg}_{z=1} F(z) - \text{Reg}_{z=0} F(z);$$

where $F(z) \in L(\cdot)$ is a primitive of $f(z)$. The integral converges. In practice, we write $F(z)$ in terms of the basis of functions $L_w(z)$, and choose the constant term to be zero. It will follow that $\text{Reg}_{z=0} F(z)$ vanishes, and the integral is simply given by $\text{Reg}_{z=1} F(z)$ in this case.

It is clear that the regularized integral is additive. The point is that, in order to compute an integral which is convergent, one is allowed to break it into a sum of logarithmically divergent pieces, compute the regularized integral of each, and add the answers together. This is illustrated in x7.2.

5.1.3. Multiple Zeta Values. Consider the case $N = 1$, and $\alpha_0 = 0, \alpha_1 = 1$. After a change of variables $z \mapsto z$, we retrieve the classical situation on $P^1 \setminus \{0;1\}$. The functions $L_w(z)$ are therefore multiple polylogarithms in one variable [7], and we can compute the regularized values at infinity in terms of multiple zeta values using standard methods. To do this, let $X = \{x_0; x_1\}$ denote an alphabet with two letters, and let $Z(x_0; x_1)$ be Drinfeld's associator:

$$Z(x_0; x_1) = \sum_{w \in X} x(w) w;$$

where the numbers $x(w) \in \mathbb{R}$ satisfy:

$$x(x_0) = x(x_1) = 0; \quad \text{and} \quad x(x_0^{n_k-1} x_1 \cdots x_0^{n_1-1} x_1) = (n_1; \dots; n_k);$$

for all integers $n_1; \dots; n_k \geq 1$ such that $n_k \geq 2$. Extending $x(w)$ by linearity to $\mathbb{Q}[X]$, we have the shuffle relations

$$x(w_1) x(w_2) = x(w_1 \times w_2) \quad \text{for all } w_1, w_2 \in X;$$

The numbers $x(w)$ are uniquely determined by these properties. Using the fact that $(1;2) = (3)$, one can verify that, up to weight three:

$$Z(x_0; x_1) = 1 + (2)(x_0 x_1 - x_1 x_0) + (3)(x_0^2 x_1 + x_0 x_1^2 + x_1 x_0^2 + x_1^2 x_0 - 2x_0 x_1 x_0 - 2x_1 x_0 x_1) + \dots$$

Lemma 27. Let $\alpha = f(0; 1; 1)$, and let $w \in X$. Set

$$(35) \quad \alpha_1(w) = \text{Reg}_{z=1} L_w(z);$$

Then the generating series of regularized values at infinity is given by:

$$\sum_{w \in X} \alpha_1(w) w = Z^{-1}(x_1 - x_0; -x_0);$$

A simple computation shows that:

$$(36) \quad Z^{-1}(x_1 - x_0; -x_0) = 1 + (2)(x_1 x_0 - x_0 x_1) + (3)(x_0 x_1^2 + x_1^2 x_0 - 2x_1 x_0 x_1) + \dots$$

which allows us to read off the values of $\alpha_1(w)$ for w up to weight 3.

5.2. An algebra of polylogarithms for reducible graphs. The integration process takes place in an algebra of polylogarithm functions in several variables. A basis of such functions will be products of hyperlogarithms $L_{w_1}(z_1) \cdots L_{w_k}(z_k)$, each of which is viewed as a function of a single variable z_i , where z_i is some Feynman parameter. Now, however, the singularities s_1, \dots, s_N will themselves be rational functions in the remaining Feynman parameters t_1, \dots, t_k .²

Let $S = \{f_1, \dots, f_m\}$ denote a Fubini reducible set of polynomials in the variables t_1, \dots, t_N . We can assume that the algorithm of §4.2 terminates when we reduce S with respect to the variables t_1, \dots, t_N in that order. We define a nested sequence of rings $R_N \supset R_{N-1} \supset \cdots \supset R_1$ recursively, as follows. Set $R_{N+1} = \mathbb{Q}$ and define:

$$(37) \quad R_k = R_{k+1} \left[t_k; \frac{1}{f} : f \in S_{[t_1, \dots, t_k]} \right]; \text{ for } 2 \leq k \leq N :$$

The reduction algorithm ensures that every $f \in S_{[t_1, \dots, t_k]}$ is linear in t_k . Thus, if $f \in S_{[t_1, \dots, t_k]}$ is the set of elements in $S_{[t_1, \dots, t_k]}$ whose coefficient of t_k is non-zero, we can write:

$$f_i = a_i t_k + b_i; \text{ where } a_i, b_i \text{ are invertible in } R_{k+1};$$

for all $1 \leq i \leq m_k$. As in §4.2, we set

$$(38) \quad t_k = f_1, \dots, f_{m_k} g; \text{ where } g_i = \frac{b_i}{a_i};$$

and with these notations, we can write:

$$(39) \quad R_k = R_{k+1} \left[t_k; \frac{1}{g_i} : 1 \leq i \leq m_k \right]$$

We refer the reader to §7.1 for a worked example in the case of the wheel with 3 spokes diagram.

Definition 28. Let $L(R_N) = R_N$, and define inductively

$$(40) \quad L(R_k) = L(t_k) \cup L(R_{k+1}) \text{ for } 1 \leq k \leq N :$$

Every element of $L(R_k)$ can be represented as a sum of terms of the form :

$$(41) \quad = f(t_k, \dots, t_N) L_{w_1}(t_k) L_{w_2}(t_{k+1}) \cdots L_{w_{N-k+1}}(t_N);$$

where $f \in R_k$ is a rational function of t_k, \dots, t_N , and $L_{w_i}(t_{k+i-1}) \in L(t_{k+i-1})$ is a hyperlogarithm in t_{k+i-1} , whose set of singularities s_{k+i-1} are rational functions of the higher variables t_{k+i}, \dots, t_N .

Definition 29. The weight of the element w is $|w_1| + \cdots + |w_N|$, where $|w_j|$ denotes the number of letters in a word w .

Every element $\in L(R_k)$ is a multivalued function on a certain open subset of \mathbb{C}^{N-k} . When we integrate, we will only consider elements which are holomorphic, and hence single-valued, on the real hypercube $(0;1)^{N-k} \subset \mathbb{C}^{N-k}$.

²We use the word hyperlogarithm to denote a function $L_w(z)$, considered as a function of the single variable z , with constant singularities $s_i \in \mathbb{C}$. In contrast, we use the word polylogarithm to denote $L_w(z)$ also, but this time viewed as a function of several variables z and t_k, \dots, t_N where some of the singularities s_i depend on the t_k, \dots, t_N .

In this manner, we have defined an explicit algebra of polylogarithm functions associated to a reducible Feynman graph G . Its elements can be represented symbolically as a linear combination of products of words. We next show how to compute any integral of the type (4) associated to G by working inside this algebra.

5.3. Existence of primitives. The integration process requires finding primitives at each stage. As explained earlier, we need to enlarge the coefficients of the algebra $L(R_k)$ slightly in order to do this. In the above notation, we set

$$R_k^+ = R_k \oplus \bigoplus_{i,j=1}^h \frac{1}{i-j} ; \text{ for } i, j \in \{1, \dots, h\} \text{ distinct} :$$

The following theorem establishes the existence of primitives.

Theorem 30. Let $f \in L(R_k)$ denote a function of weight n in the variables x_1, \dots, x_N . Then there exists a unique function $F \in R_k^+ \otimes_{R_k} L(R_k)$ of weight at most $n+1$, which is a primitive of f with respect to x_k , and is regularized at 0:

$$\frac{\partial F}{\partial x_k} = f ; \text{ and } \text{Reg}_{x_k=0} F = 0 :$$

The construction of the primitive follows immediately from theorem 24. We can assume f is a generator of $L(R_k)$ of the form $f = f_1 g$, where $f_1 \in L(R_k)$, and $g \in L(R_{k+1})$ is a function of x_1, \dots, x_N only. Theorem 24 provides a primitive $F_1 \in R_k^+ \otimes_{R_k} L(R_k)$ for f_1 . The required primitive of f is therefore $F = F_1 g$.

5.4. Restricted Regularization. In the notations of theorem 30, we must next consider the regularized limit of such a primitive F at $x_k = 1$,

$$\lim_{x_k \rightarrow 1} f dx_k = \text{Reg}_{x_k=1} F :$$

This is a function of x_1, \dots, x_N , but will not lie in $C(x_1, \dots, x_N) \otimes_{\mathbb{Q}} L(R_{k+1})$, since it will have extra singularities corresponding to the loci $x_i = x_j$, where $i, j \in \{1, \dots, k\}$. The main technical point is that these extra singularities will cancel during the iterated integration process. Therefore, by mapping superfluous singular terms to zero, we can compute the integrals by using a more economical space of functions.

In this way, we will define a restricted regularization map:

$$(42) \quad R\text{Reg}_{x_k=1} : L(R_k) \rightarrow C(x_1, \dots, x_N) \otimes_{\mathbb{Q}} L(R_{k+1}) ;$$

which consists of first taking the regularization at infinity as defined in 5.1.2 and then projecting onto the algebra $C(x_1, \dots, x_N) \otimes_{\mathbb{Q}} L(R_{k+1})$.

The projection map is easily illustrated for functions of a single variable, i.e., in the case of hyperlogarithms. Consider two sets of distinct points in \mathbb{C} :

$$A = \{a_0, a_1, \dots, a_n\} \quad A^0 = \{a_0, \dots, a_n, a_{n+1}, \dots, a_m\} ;$$

and let $L(A); L(A^0)$ denote the corresponding hyperlogarithm algebras, indexed by the set of words in the alphabets $A = \{a_0, \dots, a_n\}$ $A^0 = \{a_0, \dots, a_m\}$, respectively. There is a projection map

$$(43) \quad \begin{aligned} L(A^0) &\rightarrow L(A) \\ L_w(z) &\mapsto L_{A(w)}(z) ; \end{aligned}$$

where $A(w) = w$ if $w \in A$, but $A(w) = \emptyset$ if w contains a letter in $A^0 \setminus A$. The map is a homomorphism for the shuffle product. Thus, for any set A^0 containing A , we can in this way project out any singularities in A^0 which are not in A .

The idea is to apply this argument to $\text{Reg}_{k=1} F$. If one considers $k+2; \dots; N$ to be constant, then one can verify that $\text{Reg}_{k=1} F$ is a hyperlogarithm function in the variable $k+1$. We can therefore write it in the form :

$$\text{Reg}_{k=1} F = \sum_i q_i L_{w_i}(k+1); \text{ where } L_{w_i}(k+1) \in L(k+1);$$

where $L_{w_i}(k+1)$ has singularities in some set S_i which may be larger than $k+1$. After applying the projection map π_{k+1} , we have

$$\pi_{k+1} \text{Reg}_{k=1} F = \sum_i q_i L_{w_i}(k+1); \text{ where } L_{w_i}(k+1) \in L(k+1);$$

The coefficients q_i are functions of $k+2; \dots; N$, and can themselves be projected down to $L(k+2), \dots, L(N)$ in turn. Thus we can define:

$$(44) \quad R\text{Reg}_{k=1} F = \sum_N \dots \sum_{k+2} \sum_{k+1} \text{Reg}_{k=1} F :$$

Therefore $R\text{Reg}_{k=1} F$ lies in $C(k+2; \dots; N) \subset L(R_{k+1})$:

Theorem 31. If S is unramified (definition 16), then the coefficients of $R\text{Reg}_{k=1} F$ are multiple zeta values.

The restricted regularization $R\text{Reg}_{k=1} f$ for any element $f \in L(R_k)$ can be computed algorithmically by successive differentiation with respect to $k+1; \dots; N$. This uses an induction on the weight which is illustrated on some examples in x6.1.1 below. The only difficulty in practice is to compute the constant terms

$$\text{Reg}_{N=0} \dots \text{Reg}_{k+1=0} \text{Reg}_{k=1} F \in C :$$

The statement of the theorem is that this number lies in \mathbb{Z} under suitable conditions. The proof uses associators in higher dimensions generalizing the ideas behind x5.1.3.

5.5. The integration algorithm. We wish to compute

$$I = \int_0^1 \int_0^1 \dots \int_0^1 f_1 d_1 \dots d_N; \text{ where } f_1 \in R_1 :$$

The idea is to integrate, one variable at a time, using the polylogarithm functions in $L(R_1)$. At the k^{th} stage of the integration process, we will have:

$$I = \int_0^1 \int_0^1 \dots \int_0^1 f_k d_k \dots d_N; \text{ where } f_k \in Z_{\mathbb{Q}} L(R_k);$$

and f_k has weight at most k . The integrands f_k are calculated recursively as follows:

- (1) The function f_k has a primitive $F_k \in R_k^+ L(R_k)$ of weight at most $k+1$.
- (2) Since we can assume that $\text{Reg}_{k=0} F_k = 0$, we have

$$\int_0^1 f_k d_k = \text{Reg}_{k=1} F_k :$$

In general, however, $\text{Reg}_{k=1} F_k$ is not an element of $Z_{\mathbb{Q}} L(R_{k+1})$, so we must use restricted regularization instead.

- (3) Therefore, we define

$$f_{k+1} = R\text{Reg}_{k=1} F_k \in Z_{\mathbb{Q}} L(R_{k+1}) :$$

Although $\int_0^1 \int_0^1 \dots \int_0^1 f_k d_k$ is not in general equal to $\int_0^1 \int_0^1 \dots \int_0^1 f_{k+1} d_{k+1}$, one can prove that

$$\int_0^1 \int_0^1 \dots \int_0^1 f_k d_k \dots d_N = \int_0^1 \int_0^1 \dots \int_0^1 f_{k+1} d_{k+1} \dots d_N ;$$

and the induction goes through.

At the last stage of the integration, we have

$$I = \int_0^1 f_N d_N = \text{Reg}_{N=1} F_N ;$$

where F_N is the primitive of f_N defined in (2) above. Since $F_N \in \mathbb{Z} \otimes L(R_N)$, its regularized value at 1 is a \mathbb{Q} -linear combination of multiple zeta values by 5.13. This proves that $I \in \mathbb{Z}$.

Since the weight of the integrand increases by at most one at each integration, we can use the above argument to bound the weights of the periods we obtain.

Remark 32. There is never any need to choose branches of any hyperlogarithm functions, because one can prove that every function f_k which occurs in the above process is in fact holomorphic on the open hypercube

$$f(k; \dots; N) \in \mathbb{R}^{N-k} : 0 < k; \dots; N < 1 g :$$

The functions f_k can, however, have logarithmic singularities along the codimension 1 faces of this hypercube. A detailed study of the locus of singularities in the Feynman case, and the corresponding compactifications, will be given in §1.

Note that the entire integration process is algorithmic, from the calculation of primitives to the regularizations at infinity, and can be reduced to a sequence of elementary manipulations on symbols.

6. Examples of hyperlogarithms and regularization

We consider some one-dimensional examples which will occur in the calculation of the wheel with three spokes diagram. First let $N = 1$, $\epsilon_0 = 0$, and $\epsilon_1 = 1$, and denote the corresponding alphabet by $X = fx_0; x_1g$. We set:

$$(45) \quad \mathcal{O}_x = f0; 1g; \text{ and } \mathcal{O}_x = \mathbb{Q} \left[x; \frac{1}{x}; \frac{1}{x+1} \right];$$

and $L(x)$ is the \mathcal{O}_x -module spanned by the hyperlogarithms $Li_w(x)$, where w is any word in X . Thus, in $L(x)$, there are exactly two hyperlogarithms of weight 1:

$$Li_{x_0} = \log(x); \quad Li_{x_1} = \log(x+1);$$

Note the absence of a minus sign in front of Li_{x_1} , which differs from the usual convention $Li_1(z) = -\log(1-z)$. In weight two there are precisely four functions:

$$Li_{x_0^2}(x); Li_{x_0x_1}(x); Li_{x_1x_0}(x); Li_{x_1^2}(x);$$

Using definition 20, one verifies that these can also be expressed as:

$$\frac{1}{2} \log^2(x); \quad Li_2(x); \quad Li_2(x+1); \quad \frac{1}{2} \log^2(x+1);$$

respectively. They are related by a single shuffle product:

$$Li_{x_0}(x) Li_{x_1}(x) = Li_{x_0x_1}(x) + Li_{x_1x_0}(x);$$

Finally, in weight three there are exactly 8 linearly independent hyperlogarithms. One can check, for example, that $Li_{x_0^2x_1}(x) = -Li_3(x)$. If we denote the regularized values at infinity by $\gamma_1(w) = \text{Reg}_{x=1} L_w(x)$, we have from 5.1.3,

$$\gamma_1(x_0^2) = 0; \quad \gamma_1(x_0x_1) = -\frac{1}{2}; \quad \gamma_1(x_1x_0) = -\frac{1}{2}; \quad \gamma_1(x_0x_1) = 0;$$

Likewise, in weight three, we deduce from lemma 27 that:

$$(46) \quad \gamma_1(x_1x_0x_1) = -\frac{1}{6}; \quad \gamma_1(x_0x_1^2) = -\frac{1}{6}; \quad \gamma_1(x_1^2x_0) = -\frac{1}{6};$$

$$\gamma_1(x_0^2x_1) = 0; \quad \gamma_1(x_0x_1x_0) = 0; \quad \gamma_1(x_1x_0^2) = 0; \quad \gamma_1(x_0^3) = 0; \quad \gamma_1(x_1^3) = 0;$$

6.0.1. The enlarged case $f0; 1g$. Now consider the case when $N = 2$, $\epsilon_0 = 0$, $\epsilon_1 = 1$, $\epsilon_2 = 1$. We set

$$(47) \quad \mathcal{O}_x^+ = f0; 1; 1g; \text{ and } \mathcal{O}_x^+ = \mathbb{Q} \left[x; \frac{1}{x}; \frac{1}{x-1}; \frac{1}{x+1} \right];$$

We denote the corresponding alphabet by $X^+ = fx_0; x_1; x_2g$. The algebra $L(x^+)$ now contains 3 hyperlogarithms in weight 1, namely:

$$Li_{x_0}(x) = \log(x); \quad Li_{x_1}(x) = \log(x+1); \quad Li_{x_2}(x) = \log(x-1);$$

and 3^n hyperlogarithms in weight n . In this case, the regularized values at infinity are no longer multiple zeta values (\mathbb{Z}^1), but the larger set of alternating multiple zeta values (\mathbb{Z}^2). Via the inclusion $L(x) \hookrightarrow L(x^+)$, we can identify $L(x)$ as a sub-algebra of $L(x^+)$. In 5.4 we defined a projection map:

$$\begin{aligned} \pi_x : L(x^+) &\rightarrow L(x) \\ f(x) L_w(x) &\mapsto f(x) L_w(x) \quad \text{if } w \in X^+; \\ f(x) L_w(x) &\mapsto 0 \quad \text{if } w \text{ contains the letter } x_2; \end{aligned}$$

6.1. Second example. We now consider an example in two variables. Let

$$(48) \quad y = f_0; f_1; f_2; f_3 g; \text{ where } f_0 = 0; f_1 = 1; f_2 = x; f_3 = \frac{x}{x+1} :$$

We set

$$O_y = Q_y \left(\frac{1}{y}; \frac{1}{y+1}; \frac{1}{x+y}; \frac{1}{y+\frac{x}{x+1}} \right) :$$

Let us denote the corresponding alphabet by $Y = f_{y_0}; f_{y_1}; f_{y_2}; f_{y_3} g$, and thus

$$L_{y_0}(y) = \log(y); L_{y_1}(y) = \log(y+1); L_{y_2}(y) = \log(x+y) - \log(x);$$

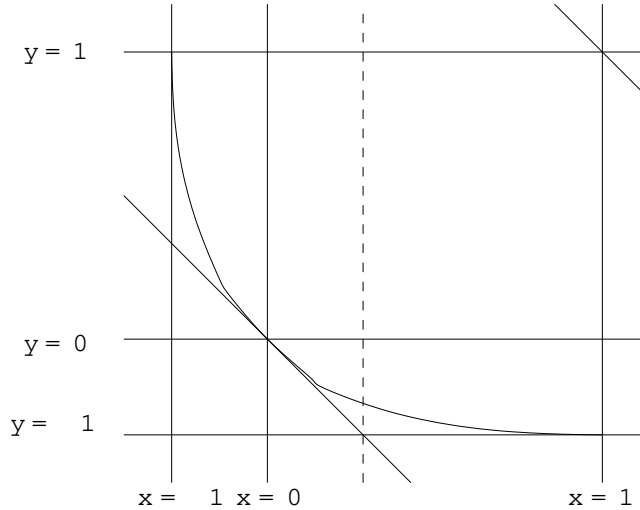
$$L_{y_3}(y) = \log(xy + x + y) - \log(x) :$$

Thus L_y is spanned (as a vector space) in weight n by exactly 4^n hyperlogarithm functions $L_w(y)$, which can be considered as functions of the single variable y , for constant x . If we wish to consider the dependence on x , we must remove the singular locus where the f_i collide.

Recall that O_y^+ was defined to be $O_y[(f_i); (f_i - f_j)^{-1}]$, and so

$$(49) \quad O_y^+ = Q_x \left(\frac{1}{x}; \frac{1}{x+1}; \frac{1}{x-1} \right) Q_y \left(\frac{1}{y}; \frac{1}{y+1}; \frac{1}{x+y}; \frac{1}{y+\frac{x}{x+1}} \right) :$$

This is geometrically a linear fibration over O_x^+ and is pictured below :



Let $U = C^2 \setminus \{x = 0; x = -1; y = 0; y = -1; x + y = 0; xy + x + y = 0\} g$, as shown. The elements of L_y can be viewed as multi-valued functions on U . The full space of polylogarithms is a product of two hyperlogarithm algebras:

$$L(O_y^+) = L(O_x^+) L_y :$$

It is generated by elements $f(x; y) L_{w_1}(x) L_{w_2}(y)$ where $w_1 \in X^+$, $w_2 \in Y$, and $f(x; y) \in O_y^+$. The set of elements of weight two are:

$$Li_{x_i x_j}(x); Li_{x_i}(x) Li_{y_i}(y); Li_{y_i y_j}(y);$$

where the x 's are in X^+ , and the y 's are in Y . There are, respectively, 9; 12; and 16 such elements, giving a total of 37 polylogarithms of weight 2.

6.1.1. Regularized values. Let Z denote the \mathbb{Q} -algebra spanned by all multiple zeta values. We define a regularization map

$$\text{Reg}_{y=1} : L(y) \rightarrow Z \otimes_{\mathbb{Q}} L(\mathbb{O}_y^+) :$$

The regularized values at $y = 0$ of all functions $L_w(y)$, $w \in Y$ vanish. At $y = 1$,

$$(50) \quad \text{Reg}_{y=1} L_{y_0}(y) = 0 ; \text{Reg}_{y=1} L_{y_1}(y) = 0 ;$$

$$\text{Reg}_{y=1} L_{y_2}(y) = -\log(x) ; \text{Reg}_{y=1} L_{y_3}(y) = \log(x+1) - \log(x) :$$

We now compute the regularised values at infinity of some functions of weight 2. To compute $\text{Reg}_{y=1} L_w(y)$, we can differentiate with respect to x , which gives a function of lower weight, compute the regularised value at infinity of this function by induction, and take the primitive with respect to x . In other words,

$$\text{Reg}_{y=1} L_w(y) = \int_Z \text{Reg}_{y=1} \frac{\partial}{\partial x} L_w(y) dx :$$

The constant of integration is determined from the regularized values:

$$\text{Reg}_{y=1} \text{Reg}_{x=0} L_w(y) \in Z ;$$

which can be calculated by a generalization of the associator argument of §5.1.3.

6.1.2. First example. Let $w = y_0 y_2$. To compute $\frac{\partial}{\partial x} L_w(y)$, we have:

$$\frac{\partial}{\partial y} \frac{\partial}{\partial x} L_{y_0 y_2}(y) = \frac{\partial}{\partial x} \frac{\partial}{\partial y} L_{y_0 y_2}(y) = \frac{\partial}{\partial x} \frac{1}{y} L_{y_2}(y) = \frac{1}{y} \frac{1}{x+y} - \frac{1}{x} :$$

Thus

$$\frac{\partial}{\partial x} L_{y_0 y_2}(y) = \int_Z \frac{1}{x(x+y)} dy = \frac{1}{x} L_{y_2}(y) :$$

The constant of integration is determined by the fact that $L_{y_0 y_2}(y)$, and hence $\frac{\partial}{\partial x} L_{y_0 y_2}(y)$, vanishes along $y = 0$. Taking the regularized value at $y = 1$ gives

$$\text{Reg}_{y=1} \frac{\partial}{\partial x} L_{y_0 y_2}(y) = \frac{1}{x} \text{Reg}_{y=1} L_{y_2}(y) = \frac{\log(x)}{x} :$$

By taking a primitive with respect to x (working now in $L(\frac{+}{x})$), we deduce that

$$\text{Reg}_{y=1} L_{y_0 y_2}(y) = \int \frac{\log x}{x} dx = L_{x_0^2}(x) + c = \frac{1}{2} \log(x)^2 + c ;$$

where c satisfies $c = \text{Reg}_{x=0} \text{Reg}_{y=1} L_{y_0 y_2}(y) = 0$: It follows that

$$(51) \quad \text{Reg}_{y=1} L_{y_0 y_2}(y) = L_{x_0^2}(x) :$$

6.1.3. Second example. Let $w = y_3 y_1$. By a similar calculation, we have

$$\frac{\partial}{\partial x} L_{y_3 y_1}(y) = \frac{y+1}{xy+x+y} L_{y_1}(y) - \frac{1}{x+1} L_{y_3}(y) :$$

Taking the regularized limit at $y = 1$ gives

$$\frac{\partial}{\partial x} \text{Reg}_{y=1} L_{y_3 y_1}(y) = \frac{1}{x+1} \log(x) - \log(x+1) :$$

To determine the constant of integration, we use the fact that $\text{Reg}_{x=0} \text{Reg}_{y=1} L_{y_3 y_1}(y) =$

(2). Taking a primitive with respect to x in the ring $L(\frac{+}{x})$, we deduce that

$$\text{Reg}_{y=1} L_{y_3 y_1}(y) = L_{x_1 x_0}(x) - L_{x_1^2}(x) + (2) :$$

6.1.4. Further examples. In a similar way, one can verify the following:

$$(52) \quad \begin{aligned} \text{Reg}_{y=1} L_{y_0 y_3}(y) &= L_{x_0^2}(x) + L_{x_1^2}(x) - L_{x_0 x_1}(x) - L_{x_1 x_0}(x); \\ \text{Reg}_{y=1} L_{y_3 y_2}(y) &= L_{x_0 x_1}(x) - L_{x_1^2}(x) + L_{x_0^2}(x); \end{aligned}$$

which will be used in the calculation of the wheel with three spokes diagram overleaf.

6.1.5. Restricted regularization. All the previous examples happen to lie in $L(x)$. In the general case, one obtains an answer with an extra singularity at $x = 1$, i.e., a hyperlogarithm in $L(\frac{+}{x})$. For example, one can check that:

$$(53) \quad \begin{aligned} \frac{\partial}{\partial x} L_{y_1 y_2}(y) &= \frac{L_{y_1}(y)}{x(x-1)} - \frac{L_{y_2}(y)}{x-1}; \\ \text{Reg}_{y=1} L_{y_1 y_2}(y) &= L_{x_2 x_0}(x) : \end{aligned}$$

The reason this happens is because $L_{y_1 y_2}(y)$ has a singularity at $y_1 = y_2$. In this case, the restricted regularization map of §5.4 gives

$$\text{RReg}_{y=1} L_{y_1 y_2}(y) = L_{x_2 x_0}(x) = 0 :$$

Since the regularized value of every hyperlogarithm occurring in the calculation of the wheel with three spokes diagram overleaf already lies in $L(x)$, we do not in fact need to use the regularized restriction in the calculation.

Remark 33. In order to compute the values $\text{Reg}_{x=0} \text{Reg}_{y=1} L_w(y)$, one can set

$$t_1 = t_2; t_2 = t_3; \text{ and } t_3 = y :$$

The hyperlogarithm $L_w(y)$, viewed as a function of the independent variables t_1, t_2, t_3 , is then a unipotent function on the moduli space

$$M_{0,6}^h = \text{Spec} \mathbb{Z}[t_1, t_2, t_3; \frac{1}{t_1}, \frac{1}{t_2}, \frac{1}{t_3}, \frac{1}{1-t_1}, \frac{1}{1-t_2}, \frac{1}{1-t_3}, \frac{1}{t_1-t_2}, \frac{1}{t_1-t_3}, \frac{1}{t_2-t_3}] :$$

Setting $t_1 = x; t_2 = \frac{x}{x+1}; t_3 = y$ defines a surface inside $M_{0,6}$, and taking the limit first as $y \rightarrow 0$ and then $x \rightarrow 0$, corresponds to taking the regularized limit of $L_w(y)$ at the tangential base-point at $t_1 = 0; t_2 = 0; t_3 = 0$ defined by the sector

$$0 \leq t_3 \leq t_2 \leq t_1 \leq 1 :$$

Equivalently, this corresponds to a unique point on the compactification $\overline{M}_{0,6}$ which lies in the deepest stratum, and defined over the integers. Likewise, taking the regularized limit at $x = 0, y = 1$ corresponds to taking a limit at a different point in $\overline{M}_{0,6}$. By the results of [8], this limit can be described by a generalized associator and is expressible in terms of multiple zeta values. The general case is similar and follows from the ramification condition §3) (this will be discussed in [9]).

7. The wheel with three spokes

7.1. The Fubini reduction algorithm. Let G be the wheel with three spokes depicted in fig. 1. We take $n = 5$, and set $s_5 = 1$ from the outset. We therefore have $S^0 = f U_{\tilde{G}}^{-1} j_{s=1} g$, where $U_{\tilde{G}} = U_G + V_G$, and U_G, V_G are given by (8). We wish to compute integrals of the form :

$$(54) \quad I_G = \int_{s=1}^Z \frac{Q_6 \log^{m_1}(x_1) \log^m(U_{\tilde{G}})}{U_G^2} dx_6 dx_1 dx_2 dx_3 dx_4 ; m_1; m \geq 2N ;$$

by integrating with respect to the variables $x_6; x_1; x_2; x_3; x_4$, in that order. The Fubini reduction algorithm gives:

$$S_{[6]}^0 = f x_1 x_2 + x_1 x_4 + x_1 x_3 + x_3 x_2 + x_3 x_4 + x_2 + x_3 + x_4 ; \\ x_1 x_3 x_4 + x_1 x_2 x_4 + x_3 x_2 x_4 + x_1 x_3 + x_2 x_3 + x_2 x_4 + x_1 x_4 + x_1 x_2 g ;$$

After reducing with respect to x_1 , we have:

$$S_{[6;1]}^0 = f x_2 + x_3 + x_4 + x_2 x_3 + x_3 x_4 ; x_2 + x_3 + x_4 ; x_3 x_4 + x_3 + x_4 ; \\ x_2 x_4 + x_3 x_4 + x_2 + x_3 + x_4 ; x_3 x_4 + x_2 + x_3 + x_4 g$$

Reducing with respect to the variable x_2 gives:

$$S_{[6;1;2]}^0 = f x_4 + 1 ; x_3 + 1 ; x_3 x_4 + x_3 + x_4 ; x_3 + x_4 g ;$$

Finally, by reducing with respect to the variable x_3 , we obtain:

$$S_{[6;1;2;3]}^0 = f x_4 + 1 g ;$$

Note that at each stage, every polynomial is linear with respect to every variable. The corresponding sets of singularities $s_1; \dots; s_4$ are therefore:

$$(55) \quad s_1 = f 0 ; \frac{x_2 + x_3 + x_4 + x_2 x_3 + x_3 x_4}{x_2 + x_3 + x_4} ; \frac{x_2 x_3 + x_2 x_4 + x_2 x_3 x_4}{x_2 + x_3 + x_4 + x_2 x_4 + x_3 x_4} g ; \\ s_2 = f 0 ; (x_3 + x_4) ; (x_3 + x_4 + x_3 x_4) ; \frac{x_3 + x_4 + x_3 x_4}{x_3 + 1} ; \frac{x_3 + x_4 + x_3 x_4}{x_4 + 1} g ; \\ s_3 = f 0 ; 1 ; x_4 ; \frac{4}{x_4 + 1} g ; s_4 = f 0 ; 1 g ;$$

Taking the limits as $s_2 \rightarrow 0, s_3 \rightarrow 0, s_4 \rightarrow 0$, in that order, we obtain singularities in $0; 1$ only. Therefore the conditions of theorem 18 are satisfied.

Corollary 34. Every integral of the form (54) lies in \mathbb{Z} .

We have a nested sequence of rings $Q \subset R_4 \subset R_3 \subset R_2 \subset R_1$; defined as follows:

$$R_4 = Q[x_4; x_4^{-1}; (x_4 + 1)^{-1}] ; \\ R_3 = R_4[x_3; x_3^{-1}; (x_3 + 1)^{-1}; (x_3 + x_4)^{-1}; (x_3 x_4 + x_3 + x_4)^{-1}] ; \\ R_2 = R_3[x_2; x_2^{-1}; (x_2 + x_3 + x_4 + x_2 x_3 + x_3 x_4)^{-1}; (x_2 + x_3 + x_4)^{-1}; \\ (x_2 x_4 + x_3 x_4 + x_2 + x_3 + x_4)^{-1}; (x_3 x_4 + x_2 + x_3 + x_4)^{-1}] ; \\ R_1 = R_2[x_1; x_1^{-1}; (x_1 x_2 + x_1 x_4 + x_3 x_1 + x_3 x_2 + x_3 x_4 + x_2 + x_3 + x_4)^{-1}; \\ (x_3 x_1 x_4 + x_3 x_2 x_4 + x_1 x_2 x_4 + x_1 x_3 + x_2 x_3 + x_2 x_4 + x_1 x_4 + x_1 x_2)^{-1}] ;$$

One can compute any particular integral (54) by working in the algebra of polylogarithms $L(R_1) = L(x_1)L(x_2)L(x_3)L(x_4)$; where $L(x_1); \dots; L(x_4)$ are hyperlogarithm algebras on 3;5;4;2 letters respectively.

7.2. Calculation of the leading term for the wheel with 3 spokes. We illustrate the method by calculating in complete detail the Feynman amplitude of the wheel with three spokes \mathcal{G} , and reprove the result, due originally to Broadhurst and Kreimer, that it evaluates to $6\pi^3(3)$.

Let $U = U_G, V = V_G$ be as in (8). We set $\epsilon = f5g$, and wish to compute (23):

$$I_G = \int_{f_5=1g} \frac{1}{UV} d_1 d_2 d_3 d_4 :$$

From equation (25), we have $D = d_2 d_5 + d_4 d_5 + d_3 d_4 + d_3 d_5$, and

$$U^{(1;2)} = d_3 d_4 + d_3 d_5 + d_4 d_5 ; U_2^{(1)} = d_3 + d_5 ; U_1^{(2)} = d_3 + d_4 ; U_{12} = 1 :$$

$$V^{(1;2)} = 0 ; V_2^{(1)} = V_1^{(2)} = d_3 d_4 + d_3 d_5 + d_4 d_5 ; V_{12} = d_4 + d_5 :$$

Let us set $d_5 = 1$ once and for all. Using the notation (26) we have:

$$\begin{aligned} fU_2^{(1)}; U^{(1;2)} \mathfrak{D}_{2;D}^{(2)} g &= \frac{(d_3 + 1) \log(d_3 + 1)}{3(d_3 d_4 + d_3 + d_4)} + \frac{\log(d_3 d_4 + d_3 + d_4)}{d_3 d_4 + d_3 + d_4} ; \\ fU_{12}; U_1^{(2)} \mathfrak{D}_{2;D}^{(2)} g &= \frac{\log(d_3 d_4 + d_3 + d_4)}{d_3 d_4} \frac{\log(d_3 + d_4)}{(d_3 d_4 + d_3 + d_4)} + \frac{\log(d_3 + d_4)}{(d_3 d_4 + d_3 + d_4)} ; \\ fV_2^{(1)}; V^{(1;2)} \mathfrak{D}_{2;D}^{(2)} g &= \frac{2 \log(d_3 d_4 + d_3 + d_4)}{(d_3 d_4 + d_3 + d_4)} ; \\ fV_{12}; V_1^{(2)} \mathfrak{D}_{2;D}^{(2)} g &= \frac{(d_4 + 1) \log(d_4 + 1)}{4(d_3 d_4 + d_3 + d_4)} + \frac{\log(d_3 d_4 + d_3 + d_4)}{d_3 d_4 + d_3 + d_4} : \end{aligned}$$

By corollary 8, we can skip the first two integration steps and go straight to

$$(56) \quad I_G = \int_0^1 \int_0^1 \frac{1}{3 d_4} \log(d_3 + 1) + \log(d_3 + d_4) - \log(d_3 d_4 + d_3 + d_4) \\ + \frac{1}{4(d_3 d_4 + d_3 + d_4)} ((d_4 + 1) \log(d_4 + 1) - \log(d_3 + 1) - 4 \log(d_3 + d_4)) d_3 d_4 :$$

One can verify that the integrand has no polar singularities along the faces of the domain of integration $X = [0; 1] \times [0; 1]$. It has a pole of order exactly one along the hypersurface $d_3 d_4 + d_3 + d_4 = 0$, which meets the boundary of X in codimension two. Even though the integral converges, the simplest way to compute it is to calculate the regularised integral of each individual term, which may be at most logarithmically divergent, and add the contributions together.

We set $d_3 = y; d_4 = x$. In x_6, R_3 and R_4 were called O_y and O_x , respectively. In the hyperlogarithm notation of x5.1, the integrand of I_G is an element of $L(R_4) = L(O_y)$ of weight 1. We rewrite I_G as follows:

$$I_G = \int_0^1 \int_0^1 \frac{1}{xy} L_{y_1}(y) + L_{y_2}(y) - L_{y_3}(y) + \frac{1}{x} L_{x_1}(x) \frac{1}{y + \frac{x}{x+1}} \\ \frac{1}{x(x+1)} \frac{1}{y + \frac{x}{x+1}} L_{y_1}(y) + x L_{y_2}(y) + x L_{x_0}(x) dx dy :$$

Using theorem 30, we can take a primitive with respect to y , which gives:

$$I_G = \int_0^1 \frac{1}{x} \text{Reg}_{y=1}^h L_{y_0 y_1}(y) + L_{y_0 y_2}(y) - L_{y_0 y_3}(y) + L_{x_1}(x) L_{y_3}(y) \\ \frac{1}{x(x+1)} \text{Reg}_{y=1}^h L_{y_3 y_1}(y) + x L_{y_3 y_2}(y) + x L_{x_0}(x) L_{y_3}(y) dx :$$

Using the shuffle relations, and equation (50), observe that

$$\text{Reg}_{y=1} L_{x_1}(x) L_{y_3}(y) = L_{x_1}(x) L_{x_1}(x) L_{x_0}(x) = 2L_{x_1^2}(x) L_{x_1 x_0}(x) L_{x_0 x_1}(x);$$

and similarly,

$$\text{Reg}_{y=1} L_{x_0}(x) L_{y_3}(y) = L_{x_0 x_1}(x) + L_{x_1 x_0}(x) - 2L_{x_0^2}(x);$$

All the remaining regularized limits were given in x6.1. Substituting them in gives:

$$I_G = \int_0^1 \frac{1}{x} \left((2) + L_{x_0 x_1}(x) + L_{x_1 x_0}(x) - L_{x_1^2}(x) + L_{x_1}(x) L_{x_1}(x) - L_{x_0}(x) \right. \\ \left. + \frac{1}{x(x+1)} \left((2) + L_{x_1 x_0}(x) - L_{x_1^2}(x) + x L_{x_0 x_1}(x) - L_{x_1^2}(x) + L_{x_0^2}(x) + L_{x_0}(x) L_{x_1}(x) - L_{x_0}(x) \right) \right) dx;$$

After decomposing into partial fractions, and expanding out the shuffle products, we obtain the fourth step:

$$(57) \quad I_G = \int_0^1 \frac{1}{x} \left(2L_{x_1^2}(x) - L_{x_1 x_0}(x) + \frac{1}{x+1} \left((2) + L_{x_0^2}(x) - 2L_{x_0 x_1}(x) \right) \right) dx;$$

This is an integral of functions of weight at most two in a single variable x , in the hyperlogarithm algebra $Z_{\mathbb{Q}} L(\mathbb{R}_4) = Z_{\mathbb{Q}} L(x)$. A priori, the regularized limits at $y=1$ which were substituted in at the previous stage could also have had singularities in $\frac{1}{x}$, i.e., at $x=1$ also, but the method (the Fubini argument) predicts that the integrand at the fourth stage (57) cannot, as is indeed the case.

To complete the calculation, we work in $L(\mathbb{R}_4)$. A further integration gives:

$$I_G = \text{Reg}_{x=1} \left(2L_{x_0 x_1^2}(x) - L_{x_0 x_1 x_0}(x) + (2)L_{x_1}(x) + L_{x_1 x_0^2}(x) - 2L_{x_1 x_0 x_1}(x) \right);$$

Therefore at the fifth and final step, we obtain

$$I_G = 2 \cdot 1(x_0 x_1^2) - 1(x_0 x_1 x_0) + 1(x_1 x_0^2) - 2 \cdot 1(x_1 x_0 x_1);$$

Substituting the values given in (46), we conclude that

$$I_G = 6 \cdot (3);$$

Remark 35. One can rewrite (57) using only dilogarithms and logarithms:

$$(58) \quad I_G = \int_0^1 \frac{1}{x} \left(\text{Li}_2\left(\frac{1}{x+1}\right) + \log^2\left(\frac{1}{x+1}\right) - \log\left(\frac{1}{x+1}\right) \log\left(\frac{1}{x+1}\right) \right. \\ \left. + \frac{1}{x+1} \left(2\text{Li}_2\left(\frac{1}{x+1}\right) + \frac{1}{2} \log^2\left(\frac{1}{x+1}\right) + (2) d_{-4} \right) \right) dx;$$

where each term in the integrand has singularities contained in $f_0; 1; 1$ g. One can obtain (58) directly from (56) by integrating using the dilogarithm function, regularizing at infinity, and applying the inversion relation for Li_2 to arrive at (58). Although this gives a substantial shortcut, such a method is ad hoc, and will not work in a more general setting.

References

- [1] P. Belkale, P. Brosnan: Motroids, motives, and a conjecture of Kontsevich, *Duke Math. J.* 116, No.1, 147-188 (2003).
- [2] D. Broadhurst, D. Kreimer: Knots and numbers in ϵ theory to 7 loops and beyond, *Int. J. Mod. Phys. C* 6, 519 (1995).
- [3] I. Bierenbaum, S. Weinzierl: The massless two-loop two-point function, *Eur. Phys. J. C* 32, No.1, 67-78 (2003).
- [4] S. Bloch, H. Esnault, D. Kreimer: On motives associated to graph polynomials, *Comm. Math. Phys.* 267 (2006), no. 1, 181-225.
- [5] D. Broadhurst: Exploiting the 1,440-fold Symmetry of the Master Two-Loop Diagram, *Z. Phys. C* 32, 249-253 (1986).
- [6] F. C. S. Brown: Périodes des espaces des modules $\overline{M}_{0,n}$ et multizêtas, *C.R. Acad. Sci. Paris, Ser. I* 342 (2006), 949-954.
- [7] F. C. S. Brown: Single-valued multiple polylogarithms in one variable., *C.R., Math., Acad. Sci. Paris* 338, No.7, 527-532 (2004).
- [8] F. C. S. Brown: Multiple zeta values and periods of moduli spaces $\overline{M}_{0,n}(\mathbb{R})$, *math.AG/0606419*, 1-112.
- [9] F. C. S. Brown: Feynman integrals and multiple zeta values, in preparation.
- [10] K. T. Chen: Iterated path integrals, *Bull. Amer. Math. Soc.* 83, (1977), 831-879.
- [11] A. B. Goncharov: Multiple polylogarithms and mixed Tate motives, preprint (2001), [\protect\vrule width0pt\protect\href{http://arxiv.org/abs/math/0103059}](http://arxiv.org/abs/math/0103059){arXiv:math.AG/0103059}v4.
- [12] C. Itzykson, J.B. Zuber: Quantum field theory, McGraw-Hill, 1980, xxii, 705 p.
- [13] M. Kontsevich, D. Zagier: Periods, in *Mathematics unlimited – 2001 and beyond*, Ed. Engquist and Schmidt, pp. 771-808, Springer, 2001.
- [14] C. Reutenauer: Free Lie Algebras, London Math. Soc. Mon. 7, Clarendon Press, Ox. Sci. Publ., (1993).
- [15] V. A. Smirnov: Evaluating Feynman integrals, Springer Tracts in Modern Physics 211. Berlin: Springer. ix, 247 p. (2004). [ISBN 3-540-23933-2]
- [16] R. P. Stanley: Spanning trees and a conjecture of Kontsevich, *Ann. Comb.* 2, No.4, 351-363 (1998).
- [17] J. Stembridge: Counting points on varieties over finite fields related to a conjecture of Kontsevich, *Ann. Combin.* 2 (1998) 365{385.
- [18] K. Yeats: List of primitive graphs in ϵ up to 7 loops, personal communication.