

Moves for standard skeleta of 3-manifolds with marked boundary

Gennaro Amendola

February 2, 2022

Abstract

A 3-manifold with marked boundary is a pair (M, X) , where M is a compact 3-manifold whose (possibly empty) boundary is made up of tori and Klein bottles, and X is a trivalent graph that is a spine of ∂M . A standard skeleton of a 3-manifold with marked boundary (M, X) is a standard sub-polyhedron P of M such that $P \cap \partial M$ coincides with X and with ∂P , and such that $P \cup \partial M$ is a spine of $M \setminus B$ (where B is a ball).

In this paper, we will prove that the classical set of moves for standard spines of 3-manifolds (*i.e.* the MP-move and the V-move) does not suffice to relate to each other any two standard skeleta of a 3-manifold with marked boundary. We will also describe a condition on the 3-manifold with marked boundary that tells whether the generalised set of moves, made up of the MP-move and the L-move, suffices to relate to each other any two standard skeleta of the 3-manifold with marked boundary.

For the 3-manifolds with marked boundary that do not fulfil this condition, we give three other moves: the CR-move, the T_1 -move and the T_2 -move. The first one is local and, with the MP-move and the L-move, suffices to relate to each other any two standard skeleta of a 3-manifold with marked boundary fulfilling another condition. For the universal case, we will prove that the non-local T_1 -move and T_2 -move, with the MP-move and the L-move, suffice to relate to each other any two standard skeleta of a generic 3-manifold with marked boundary.

As a corollary, we will get that disc-replacements suffice to relate to each other any two standard skeleta of a 3-manifold with marked boundary.

Keywords:

3-manifold, marked boundary, skeleton, calculus.

MSC (2010): 57M27 (primary), 57M20 (secondary).

Introduction

In [6] Matveev defined for any compact 3-manifold M a non-negative integer $c(M)$, which he called the *complexity* of M . The complexity function c has the following remarkable properties: it is additive under connected sum, it does not increase when cutting along incompressible surfaces, and it is finite-to-one on the most interesting classes of 3-manifolds. Namely, among the compact

3-manifolds having complexity c there is only a finite number of closed \mathbb{P}^2 -irreducible ones and a finite number of finite-volume hyperbolic ones (with cusps and/or with compact geodesic boundary). The complexity of a closed \mathbb{P}^2 -irreducible 3-manifold is then precisely the minimal number of tetrahedra needed to triangulate it, except when its complexity is 0, *i.e.* when it is S^3 , \mathbb{RP}^3 or $L_{3,1}$.

The problem of computing (or at least estimating) the complexity of M naturally arose. For the closed case, Martelli and Petronio developed a theory of decomposition of closed \mathbb{P}^2 -irreducible 3-manifolds [4]. The decomposition is made along tori and Klein bottles (as in the JSJ decomposition) in such a way that the complexity of the original manifold is the sum of the (suitably defined) complexities of the building blocks (called bricks). The bricks carry an extra structure given by a finite set of trivalent graphs, each contained in a boundary component so that the complement is a disc. These graphs are fundamental because they affect both the definition of the complexity of bricks and the reassembling of bricks.

This theory seems to be very useful for the computation/estimation process. Martelli and Petronio [3] used the orientable version of it to list closed irreducible orientable 3-manifolds of complexity up to 9, and then Martelli [2] used it to get the list up to complexity 10. Moreover, in [5], Martelli and Petronio gave estimations on the complexity of closed 3-manifolds. There are many reasons making this theory feasible, at least in the orientable case up to complexity 10: for instance, there are very few bricks with respect to closed manifolds, they must satisfy many topological restrictions (so the search of bricks is easier than that of closed manifolds), they can be assembled (to produce closed manifolds) in a finite (small) number of ways, and the decomposition into bricks seems to be a refinement of the JSJ decomposition (so it is easy to give a “name” to the manifolds obtained by assembling bricks).

The main objects of the decomposition theory are the 3-manifolds with marked boundary. A 3-manifold with marked boundary is a pair (M, X) , where M is a compact 3-manifold whose (possibly empty) boundary is made up of tori and Klein bottles, and X is a trivalent graph that is a spine of ∂M . The main tools used in the decomposition to work on 3-manifolds with marked boundary are the standard skeleta. A standard skeleton of a 3-manifold with marked boundary (M, X) is a standard sub-polyhedron P of M such that $P \cap \partial M$ coincides with X and with ∂P , and such that $P \cup \partial M$ is a spine of $M \setminus B$ (where B is a ball). We remark that standard skeleta are viewed up to isotopy.

These objects may seem less natural than those used by Turaev and Viro in [11], *i.e.* the standard spines P of M such that $P \cap \partial M$ coincides with X and with ∂P . However, standard skeleta are very useful when one wants to glue two 3-manifolds with marked boundary along the boundary by identifying the trivalent graphs, because after the gluing the skeleta unite and form a standard skeleton of the manifold with marked boundary obtained. On the contrary, the spines used by Turaev and Viro would unite and form a spine of the manifold minus a ball.

In this paper, we will deal with the problem of deciding how different standard skeleta of a 3-manifold with marked boundary are related to each other. We will prove that the classical set of moves for standard spines of 3-manifolds (*i.e.* the MP-move and the V-move) does not suffice to relate to each other any two standard skeleta of a 3-manifold with marked boundary. The reason

is that these moves are very “local”, *i.e.* the portion of the skeleton involved in the move is contained in a “small” ball. A first solution to this problem is to use the L-move, a generalisation of the V-move. However, this suffices only for a particular class of 3-manifolds with marked boundary. We will define an object for each standard skeleton of a 3-manifold with marked boundary that is invariant under MP-moves and L-moves. This object is the main ingredient for giving a condition on the 3-manifold with marked boundary that tells whether the MP-move and the L-move suffice to relate to each other any two standard skeleta of the 3-manifold with marked boundary.

If M has n boundary components, an *octopus* o in M is the image (viewed up to isotopy) of an embedding of the cone on n points such that the preimage of each boundary component of M is exactly one endpoint of the cone. Note that any two homotopy equivalent octopuses can be obtained from each other by means of changes of crossings. Instead, a modification of the homotopy type of an octopus needs a more drastic move.

If P is a standard skeleton of (M, X) , we consider the ideal triangulation dual to $P \cup \partial M$; the edges dual to the regions in the boundary components of M form an octopus defined unambiguously from P . The main point is that the octopus of P is invariant under MP-moves and L-moves.

We will prove that if in a 3-manifold with marked boundary there is only one octopus, the MP-move and the L-move suffice to relate to each other any two standard skeleta of the 3-manifold with marked boundary. For the 3-manifolds with marked boundary that do not fulfil this condition, we give three other moves that can change the octopus: the CR-move, the T_1 -move and the T_2 -move. They are particular types of the so-called disc replacement moves, which have been defined by Matveev (see [8]). The first one is “local” and allows us to change a crossing of the octopus. We will prove that if any two octopuses of a 3-manifold with marked boundary can be obtained from each other by changes of crossing, then any two standard skeleta of the manifold can be related to each other by MP-moves, L-moves and CR-moves. For the universal case, we will use the non-local T_* -moves, which allow us to change the octopuses arbitrarily, and we will prove that the MP-move, the L-move and the T_* -moves suffice to relate to each other any two standard skeleta of a generic 3-manifold with marked boundary.

As a corollary, we will get that disc replacement moves (indeed, only some of them that we will call disc-replacements) suffice to relate to each other any two standard skeleta of a 3-manifold with marked boundary.

1 Preliminaries

Throughout this paper, M will be a fixed compact connected 3-manifold with (possibly empty) boundary made up of tori and Klein bottles. We will adopt an “embedded viewpoint”, *i.e.* M is supposed to be fixed and every object in M is viewed up to isotopy in M . Using the *Hauptvermutung*, we will freely intermingle the differentiable, piecewise linear and topological viewpoints.

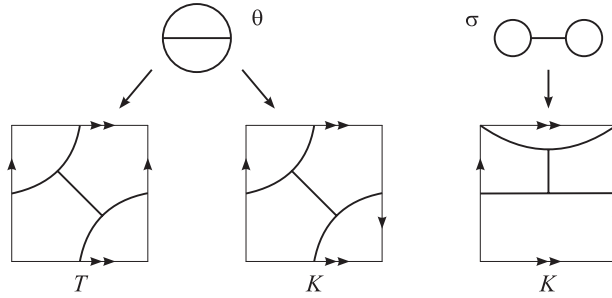


Figure 1: The spines of the torus T and the Klein bottle K .

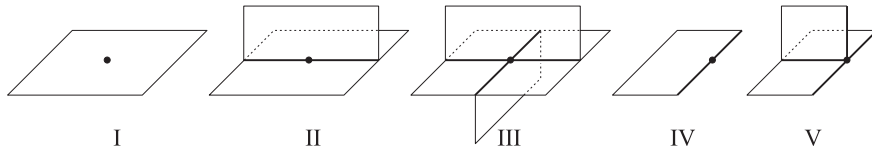


Figure 2: The five typical neighbourhoods in a quasi-standard polyhedron.

1.1 Manifolds with marked boundary

Spines of surfaces If C is a connected surface, we call a *spine* of C a trivalent graph X contained in C such that $C \setminus X$ is an open disc. If C has n connected components, a spine of C is a collection of n spines, one for each component of C . Spines of surfaces are viewed up to isotopy. With an easy Euler-characteristic argument, it can be proved that if C is a torus T or a Klein bottle K , a spine of C must be a connected trivalent graph with two vertices. Note that there are precisely two such graphs: in Fig. 1 we have shown the two graphs, say θ and σ , and their embeddings in C . Note that θ is a spine of both the torus and the Klein bottle, while σ is a spine of the Klein bottle only. Note also that the image of the embedding of θ in the torus is not unique (also up to isotopy), while the images of the embeddings of both θ and σ in the Klein bottle are unique (up to isotopy) [4].

Manifolds with marked boundary A pair (M, X) is said to be a *manifold with marked boundary* if X is a spine of ∂M . Hence, we have $\partial M = \sqcup_{i=1}^n C_i$, where each C_i is a torus or a Klein bottle, and $X = \{X_1, \dots, X_n\}$, where $X_i \subset C_i$ so that $C_i \setminus X_i$ is a disc. As said above, M is considered fixed, while X is viewed up to isotopy.

1.2 Spines, skeleta and ideal triangulations

Standard polyhedra A *quasi-standard* polyhedron P is a finite, connected and purely 2-dimensional polyhedron in which each point has a neighbourhood of one of the types shown in Fig. 2. The *boundary* ∂P of P is the trivalent graph made up of the points of type IV and V. The set of points of type II and III (the *singular points*) is denoted by $S(P)$. A quasi-standard polyhedron is called *standard* if it is cellularized by singularity and boundary. In a standard polyhedron, the points of type III are called *vertices*, the connected components

of the set of the points of type II are called *edges*, and the connected components of the set of the points of type I (the *non-singular points*) are called *regions*. In the figures, the singular set and the boundary of the polyhedron are drawn thick, and the vertices are marked by a thick dot.

Spines and skeleta A sub-polyhedron P of a manifold M with non-empty boundary is called a *spine* of M if M collapses to it. If M is closed, the boundary can be created by puncturing M (*i.e.* by considering M minus a ball). It is by now well-known, after the work of Casler [1], that a standard spine without boundary determines unambiguously M up to homeomorphism and that every M has standard spines. In the literature it is a customary convention that the spine should embed in $\text{Int}(M)$, but this is not essential, so we allow spines to embed in the whole of M .

A *skeleton* P of a manifold with marked boundary (M, X) is a quasi-standard sub-polyhedron P of M such that $P \cap \partial M$ coincides with X and with ∂P , and such that $P \cup \partial M$ is a spine of $M \setminus B$ (where B is a ball). Each skeleton of (M, X) is always viewed up to isotopy. Note that $P \cup \partial M$ has no boundary, and that if M is closed (*i.e.* $X = \emptyset$), a standard skeleton of (M, \emptyset) is just a standard spine without boundary of M . We will prove below that every manifold with marked boundary has standard skeleta (Lemma 6).

Remark 1. For the sake of clarity, we mention that our notion of skeleton is different from the Turaev-Viro one [11], which has been described in Introduction above. Actually, our notion of skeleton is less general than the Martelli-Petronio one [4] because they allow points to have as regular neighbourhood the cone on any compact subset of the circle with three radii; however, our notion of standard skeleton is equal to that of [4].

Ideal triangulations and duality An *ideal triangulation* of a manifold M with non-empty boundary is a partition \mathcal{T} of $\text{Int}(M)$ into open cells of dimensions 1, 2 and 3, induced by a triangulation $\widehat{\mathcal{T}}$ of the space \widehat{M} , where:

- \widehat{M} is obtained from M by collapsing to a point each component of ∂M ;
- $\widehat{\mathcal{T}}$ is a triangulation only in a loose sense, namely self-adjacencies and multiple adjacencies of tetrahedra are allowed;
- the vertices of $\widehat{\mathcal{T}}$ are precisely the points of \widehat{M} corresponding to the components of ∂M , so \widehat{M} minus those vertices can be identified with $\text{Int}(M)$.

It turns out [9, 8] that there exists a natural bijection between standard spines without boundary and ideal triangulations of a manifold. Given an ideal triangulation \mathcal{T} , the corresponding standard spine without boundary P is just the 2-skeleton of the dual cellularization, as illustrated in Fig. 3. The inverse of this correspondence is denoted by $P \mapsto \mathcal{T}(P)$, and $\mathcal{T}(P)$ is said to be the ideal triangulation *dual to* P .

1.3 First moves

In this section, we will describe the moves giving the calculus for standard spines without boundary. These moves will be fundamental for the generalisation of this calculus to standard skeleta.

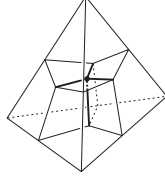


Figure 3: Portion of spine dual to a tetrahedron of an ideal triangulation.

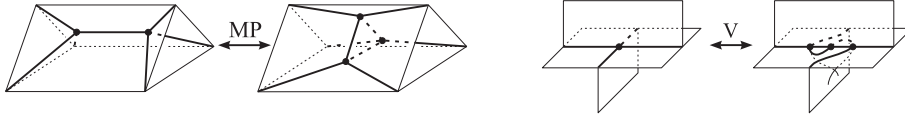


Figure 4: The MP-move (on the left) and the V-move (on the right).

MP-move Let us start from the move shown in Fig. 4-left, which is called an MP-move. Such a move will be called *positive* if it increases (by one) the number of vertices, and *negative* otherwise. Note that if we apply an MP-move to a standard skeleton of (M, X) , the result will be another standard skeleton of (M, X) . It is already known (see Theorem 2 below) that any two standard spines without boundary of the same M with at least two vertices can be transformed into each other by MP-moves.

V-move If one of the two standard spines without boundary of M (we want to transform into each other) has just one vertex, another move is required. The move shown in Fig. 4-right is called a V-move. Note that if we apply such a move to a standard skeleton of (M, X) , the result will be another standard skeleton of (M, X) . As above, we have *positive* and *negative* V-moves.

If a positive V-move is applied to a standard spine without boundary with at least two vertices, the V-move is a composition of MP-moves. In Fig. 5 we show the three positive and the negative MP-moves giving the V-move.

On the contrary, if a V-move is applied to a standard skeleton (also with many vertices), the fact that the V-move is a composition of MP-moves may not be true: in fact, it may occur that no edge starting from the vertex on which we apply the V-move ends in another vertex (*i.e.* all the edges starting from the vertex end in the boundary or in the vertex itself). For instance, consider the manifold with marked boundary B_3 of [3], *i.e.* $(T \times I, \{X_0, X_1\})$ where X_0 and X_1 are related by a flip, and its standard skeleton with one vertex (see Fig. 6).

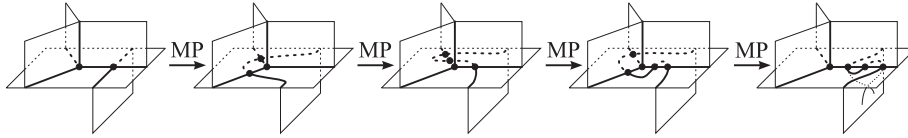


Figure 5: If there is another vertex, each positive V-move is a composition of MP-moves.

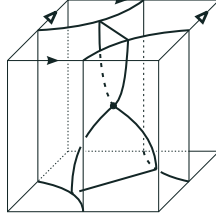


Figure 6: The 3-manifold with marked boundary B_3 and its standard skeleton with one vertex (the lateral faces should be identified).

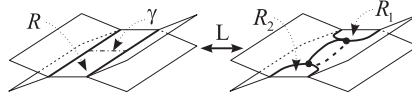


Figure 7: The L-move.

The calculus for standard spines without boundary It is already known, after the work of Matveev [7] and Piergallini [10], that the moves described above give a calculus for standard spines without boundary. Namely, we have the following.

Theorem 2 (Matveev-Piergallini). *Any two standard spines without boundary of M can be obtained from each other via a sequence of V- and MP-moves. If moreover the two spines have at least two vertices, then they can be obtained from each other via a sequence of MP-moves only.*

L-move A generalisation of the V-move is the L-move, see Fig. 7. As above, we have *positive* and *negative* L-moves. As opposed to the V-move, this move is non-local, so it must be described with some care. A positive L-move, which increases by two the number of vertices, is determined by an arc γ disjoint from ∂P and properly embedded in a region R of P . The move acts on P as in Fig. 7, but, in order to define its effect unambiguously, we must specify which pairs of regions, out of the four regions incident to R at the endpoints of γ , will become adjacent to each other after the move. This is achieved by noting that we can choose a transverse orientation for the regular neighbourhood of γ in R . Using it, at each endpoint of γ we can tell from each other the two regions incident to R as being an upper and a lower one, and we can stipulate that the two upper regions will become adjacent after the move (and similarly for the lower ones).

For the negative case the situation is more complicated. A negative L-move can lead to a non-standard polyhedron. If R_1 and R_2 belong to the same region, after the negative L-move, the “region” R would not be a disc. To avoid this loss of standardness, we will call negative L-moves only those preserving standardness. So a negative L-move can be applied only if the regions R_1 and R_2 are different. With this convention, if we apply an L-move to a standard skeleton of (M, X) , the result will be another standard skeleton of (M, X) .

Remark 3. A region R of P that is a rectangle incident to two edges of ∂P cannot be modified via V- and MP-moves, so we will need L-moves. Consider,

for instance, $T \times I$ (or $K \times I$) and its skeleton $X \times I$, where X is a spine of T (or K).

2 A partial calculus

Since a standard skeleton of a manifold with marked boundary (M, \emptyset) is actually a standard spine without boundary of the manifold M , a calculus for standard skeleta of (M, \emptyset) is already known (see Theorem 2). For this reason, we will consider only manifolds with non-empty boundary, and, from now on, (M, X) will be a manifold with marked boundary with $X = \{X_1, \dots, X_n\} \neq \emptyset$.

2.1 Octopus

We have already noted that both L- and MP-moves preserve the property of being a standard skeleton of (M, X) . But there is also an invariant of standard skeleta of (M, X) unchanged by L- and MP-moves. It is just this invariant the reason why L- and MP-moves are not enough to obtain all the standard skeleta of (M, X) from a fixed one. In this section we will define this invariant.

Octopus An *octopus* o in M is the image of an embedding of the cone over n points in $M \setminus \bigcup_{i=1}^n X_i$, such that the preimage of each boundary component of M is exactly one endpoint of the cone. More precisely, o is the union $\bigcup_{i=1}^n \tau_i([0, 1])$ of simple arcs $\tau_i : [0, 1] \rightarrow M$ such that the τ_i 's are disjoint except for an endpoint that is in common (*i.e.* $\tau_i([0, 1]) \cap \tau_j([0, 1]) = \{\tau_i(0)\}$, for $i \neq j$) and such that each τ_i has the other endpoint on the component C_i of ∂M minus X_i (*i.e.* $\tau_i([0, 1]) \cap \partial M = \{\tau_i(1)\} \subset C_i \setminus X_i$, for $i = 1, \dots, n$). Each τ_i will be called a *tentacle* of o , and the common endpoint $\tau_*(0)$ of the tentacles will be called the *head* of o . As for skeleta, octopuses are viewed up to isotopy.

Now, we are able to define the invariant. Let P be a standard skeleton of (M, X) . Recall that, by definition, $P \cup \partial M$ is a standard spine without boundary of $M \setminus B$, where B is a ball. Consider the ideal triangulation $\mathcal{T}(P \cup \partial M)$ of $M \setminus B$. The polyhedron $P \cup \partial M$ is obtained from P by adding n regions $C_i \setminus X_i$ (with $i = 1, \dots, n$). Let us call α_i the edge of $\mathcal{T}(P \cup \partial M)$ dual to the region $C_i \setminus X_i$. The union of the arcs α_i is an octopus, defined unambiguously from P (up to isotopy). It will be called the *octopus of P* and will be denoted by $o(P)$. Note that P is a standard spine (with boundary) of $M \setminus N(o(P))$, where $N(o(P))$ is a regular neighbourhood of the octopus $o(P)$.

Remark 4. If M has only one boundary component (*i.e.* $n = 1$), then (M, X) has only one octopus.

Remark 5. Let P be a standard skeleton of (M, X) with octopus $o(P)$. We have already noted (see Section 1.3) that if we apply an L- or an MP-move to P , we obtain another standard skeleton P' of (M, X) . Both P and P' are spines of $M \setminus N(o(P))$, so the octopuses $o(P)$ and $o(P')$ are equal. Therefore, if (M, X) has more than one octopus, the L- and the MP-move do not suffice to give a set of moves for standard skeleta of (M, X) .

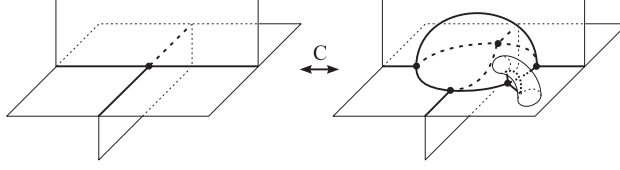


Figure 8: The C-move.

Existence of a standard skeleton for each octopus For each octopus o in (M, X) there exists a standard skeleton P of (M, X) such that $o = o(P)$. This fact can be obviously deduced from the following lemma. Note that the extra arc in the statement below is not necessary for proving the existence of standard skeleta, but we state the lemma in this form because it will be useful afterwards.

Lemma 6. *Let o be an octopus in (M, X) , and let $\varphi : [0, 1] \rightarrow \text{Int}(M)$ be a simple loop starting from the head of o such that $\varphi([0, 1]) \cap o = \{\varphi(0) = \varphi(1)\}$. Then, there exists a standard skeleton P of (M, X) such that $o = o(P)$ and $\varphi([0, 1])$ is an edge of the ideal triangulation $\mathcal{T}(P \cup \partial M)$ of M minus a ball.*

Proof. Let us consider regular neighbourhoods $N(o)$ of the octopus o and $N(\varphi)$ of $\varphi([0, 1])$, such that $N(o) \cup N(\varphi)$ is a regular neighbourhood of $o \cup \varphi([0, 1])$. Let Q be a standard spine without boundary of $M \setminus (N(o) \cup N(\varphi))$ contained in $\text{Int}(M \setminus (N(o) \cup N(\varphi)))$. Note that we have a retraction π of $M \setminus (N(o) \cup N(\varphi))$ onto Q . Let D be a disc properly embedded in $N(\varphi)$ intersecting $\varphi([0, 1])$ transversely in one point. Now, we can suppose that, by projecting ∂D and X to Q along π , we obtain $\partial D \times [0, 1]$ and $X \times [0, 1]$. Up to isotopy, we can also suppose that both $\pi(\partial D)$ and all $\pi(X_i)$'s intersect $S(Q)$, and that $\pi(\partial D \cup X)$ is transverse to $S(Q)$ and to itself. Let us define P as the union of Q , the disc D , the annulus $\partial D \times [0, 1]$ and the $X_i \times [0, 1]$'s. The polyhedron P is the skeleton we are looking for: in fact, P is standard, $P \cap \partial M$ coincides with X and with ∂P , $P \cup \partial M$ is a standard spine of M minus a ball, and $\varphi([0, 1])$ coincides with the edge dual to the region $D \cup (\partial D \times [0, 1])$ of P . \square

2.2 Super-standard skeleta

In this section we will describe a technical result that will be useful afterward. A standard skeleton P of (M, X) will be called *super-standard* if $P = Q \cup (X \times [0, 1])$, where Q is a standard polyhedron without boundary and $X \times [0, 1]$ is made up of the regions of P incident to ∂P . For the sake of clarity, we note that our definition of super-standard skeleton is slightly different from the one of [4].

Lemma 7. *Each standard skeleton P of (M, X) can be transformed into a super-standard one via L- and MP-moves.*

Before proving the lemma, we describe another move on standard skeleta useful in the proof. We call a *C-move* the move shown in Fig. 8. As for the other moves, we have *positive* and *negative* C-moves. Each positive C-move is a composition of V- and MP-moves: the V-move and the (four) MP-moves are shown in Fig. 9. Note also that 12 different positive C-moves can be applied at

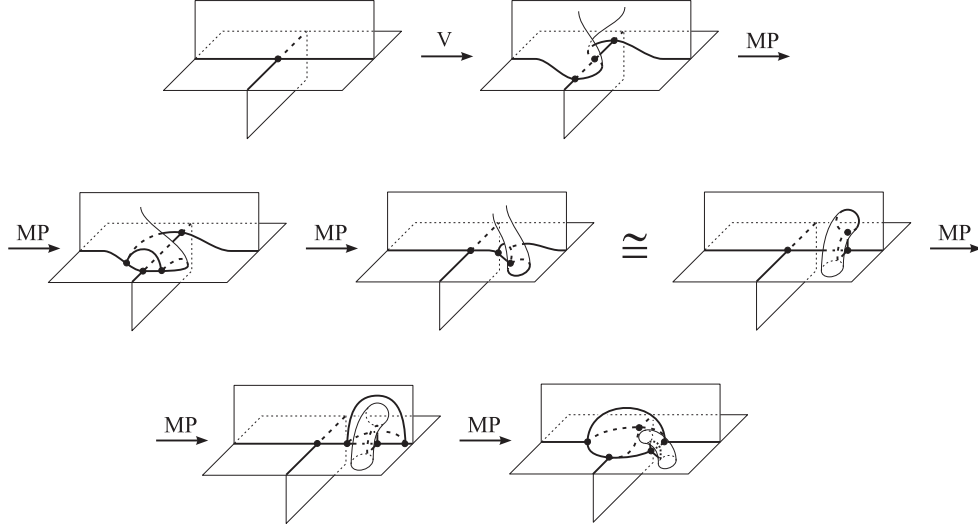


Figure 9: Each positive C-move is a composition of V- and MP-moves.

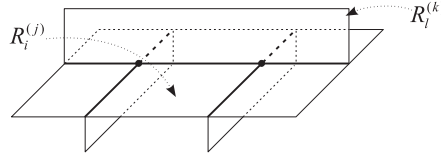


Figure 10: A bad adjacency.

each vertex. We are now able to prove Lemma 7.

Proof of Lemma 7. First of all, for each region of P that is incident to X along more than one edge of X (say m), we apply $m - 1$ suitable L-moves, so that each new region is incident to at most one edge of X . Call P' the skeleton just obtained.

Let us call $R_i^{(j)}$, with $j = 1, 2, 3$, the three regions incident to the component X_i . Note that we have $R_i^{(j)} \neq R_l^{(k)}$ if $i \neq l$ or $j \neq k$. Note also that each $R_i^{(j)}$ is adjacent to $R_i^{(k)}$, with $k \neq j$, along edges of P' with an endpoint on X_i . All the adjacencies along edges between any $R_i^{(j)}$ and $R_l^{(k)}$ that are not of this type will be called *bad*.

We transform P' , via L- and MP-moves, into another standard skeleton $P'' = Q \cup Q'$, where Q is a quasi-standard polyhedron without boundary and $Q' \cong X \times [0, 1)$ is made up of the regions of P incident to X . In order to do this, it is enough to eliminate all bad adjacencies. Suppose there is a bad adjacency between $R_i^{(j)}$ and $R_l^{(k)}$, as shown in Fig. 10; we apply a C-move, an MP-move and an L-move, as shown in Fig. 11. By repeating this procedure for each bad adjacency, we eliminate them (note that we do not create new ones) and hence we obtain the new skeleton P'' we are looking for.

The last step consists in making Q standard via L- and MP-moves. First of all, we note that Q is connected: in fact P'' , which is connected, retracts by

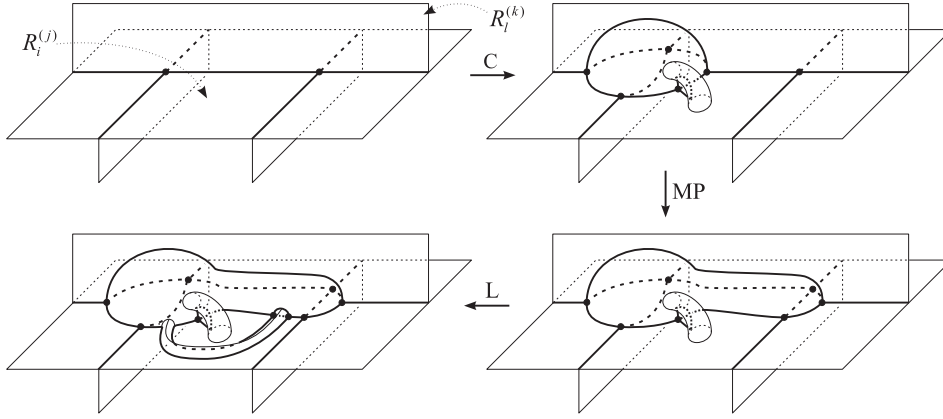


Figure 11: Elimination of a bad adjacency.



Figure 12: How to divide the 2-dimensional components of Q that are not discs (on the left, Q is drawn coloured).

deformation onto Q . We will modify Q and Q' , but we will continue to call the polyhedra we get Q and Q' , for the sake of shortness. If Q is a surface, we create a singularity by applying a positive C-move on a vertex of P'' . Note that we have modified both Q and Q' , but we have left Q' homeomorphic to $X \times [0, 1)$. If Q has no vertex, we create one by applying a positive C-move as above.

We will finally transform Q in order to have that all the 2-dimensional components of Q are discs. In order to divide suitably all the 2-dimensional components that are not discs, we consider a collection of disjoint simple arcs $\beta = \{\beta_1, \dots, \beta_r\}$ that are contained in Q , that divide the 2-dimensional components of Q into discs, and that are in general position with respect to Q' . For each β_i , we apply L-moves as shown in Fig. 12. As above, note that we have modified both Q and Q' , but we have left Q' homeomorphic to $X \times [0, 1)$. Now, the polyhedron Q is quasi-standard, it has vertices and all its 2-dimensional components are discs; therefore, Q is standard, the skeleton just obtained is super-standard, and the proof is complete. \square

2.3 Calculus with fixed octopus

The following result gives a set of moves for standard skeleta of (M, X) with the same octopus.

Proposition 8. *Any two standard skeleta of (M, X) with the same octopus can be obtained from each other via a sequence of L- and MP-moves.*

Before turning into the proof, we state a corollary of Remark 4 and Proposition 8.

Corollary 9. *If a manifold with marked boundary (M, X) has only one boundary component, then any two standard skeleta of (M, X) can be obtained from each other via a sequence of L- and MP-moves.*

Proof of Proposition 8. Let P_1 and P_2 be two standard skeleta of (M, X) such that $o(P_1) = o(P_2)$. Let $N(o)$ be a regular neighbourhood of the octopus $o = o(P_1) = o(P_2)$. By Lemma 7, we can transform each skeleton P_i into a super-standard one, say P'_i , via L- and MP-moves. By virtue of Remark 5, we have $o(P_i) = o(P'_i) = o$.

Theorem 6.4.B of [11] implies that there is a sequence of L-, MP- and false L-moves transforming P'_1 into P'_2 , where a *false* L-move is a negative L-move not preserving standardness (actually, with our definition of L-move, it is not an L-move). In order to eliminate the false L-moves, we can use the same technique used in the proof of Theorem 1.2.30 of [8], by obviously generalising the setting from spines to skeleta. Eventually, we obtain a sequence of L- and MP-moves only, transforming P'_1 into P'_2 . The proof is complete. \square

3 Changing the octopus

In the section above, we have dealt only with moves that do not change the octopus. The aim of this section is to describe moves that do change the octopus.

The idea is to change tentacles one by one. We will define CR-, T_1 - and T_2 -moves, which are particular types of disc-replacements. Roughly speaking, a disc-replacement on a skeleton consists in adding a disc and removing another one. For CR-, T_1 - and T_2 -moves, this yields the (suitable) replacement of the tentacle dual to the added disc by the tentacle dual to the removed disc (actually, only a part of the tentacle is dual to the disc). Here by “suitable” replacement we mean a change of crossing for a CR-move and a generic change of tentacle for a T_* -move. Hence, in order to change a crossing or a tentacle, the idea is to modify the standard skeleton to reach a configuration where the CR-, the T_1 - or the T_2 -move we need can be applied. We will now go into detail.

3.1 Disc-replacement

Let P be a standard skeleton of (M, X) . An *external disc* (for P) is a closed disc D such that $D \cap P = \partial D$, the boundary ∂D is in general position with respect to the singularities of P , and $D \setminus \partial D$ is embedded (in $\text{Int}(M) \setminus P$). The disc D divides the open ball $M \setminus (P \cup \partial M)$ into two balls, say B_1 and B_2 . Let now D' be a disc contained in $P \cup D$, adjacent to both B_1 and B_2 , and such that the polyhedron $P' = (P \cup D) \setminus D'$ is standard. Note that we have $\partial P' = \partial P$. We have that $M \setminus (P' \cup \partial M) = B_1 \cup B_2 \cup D'$ is a ball and that $P' \cap \partial M$ coincides with X and $\partial P'$, so P' is a standard skeleton of (M, X) . The move from P to P' will be called a *disc-replacement*.

Remark 10. Each L- and MP-move is a particular disc-replacement.

Remark 11. A more general version of disc-replacement has been already considered by Matveev for spines [8]. It is called a *disc replacement move*.

In the sections below, we will show that three particular disc-replacements (the CR-, the T_1 - and the T_2 -move) are enough to complete the sets of moves.

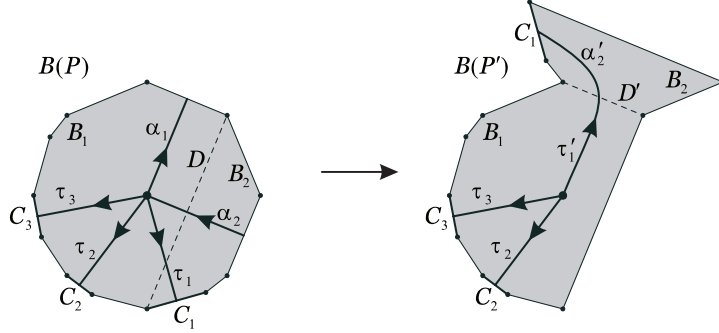


Figure 13: How a disc-replacement alters a tentacle of the octopus (2-dimensional picture), an example with $n = 3$.

Therefore, we will obtain the following corollary of Theorem 19 below and Remark 10.

Corollary 12. *Any two standard skeleta of (M, X) can be obtained from each other via a sequence of disc-replacements.*

Alteration of the octopus in a particular case Consider the open ball $B(P) = M \setminus (P \cup \partial M)$, which is embedded in M . The closure of $B(P)$ is not embedded, so consider an unfolded version of it (say $\bar{B}(P)$). Its boundary is divided into discs corresponding to either regions of P or boundary components of M . Each region of P appears twice in $\partial \bar{B}(P)$, while each boundary component of M appears only once.

We will now describe how the octopus changes when a particular disc-replacement is carried out. We assume that D intersects the octopus $o(P)$ once (a greater number of intersections leads to a more complicated alteration of the octopus, which will not be necessary below). Call τ_i the tentacle intersecting D . The external disc D divides the ball $B(P)$ into two balls B_1 and B_2 , where B_2 is the ball adjacent to the boundary component C_i of ∂M corresponding to the tentacle τ_i . Call α the edge dual to the region of P containing D' , and note that it is divided by D' in two sub-arcs (say α_1 and α_2). Note that all the tentacles of $o(P)$ and the two arcs α_* are trivial in $\bar{B}(P)$, hence we can suppose that they are radial in $\bar{B}(P)$. Moreover, we assume that α_1 does not intersect D up to isotopy. In Fig. 13-left a 2-dimensional picture is shown (in this example $n = 3$ and $i = 1$). After the disc-replacement the ball $B(P') = M \setminus (P' \cup \partial M)$ is obtained by cutting out B_2 from $B(P)$ and by pasting it back to B_1 along D' . A 2-dimensional picture of the unfolded version of $B(P')$ is shown in Fig. 13-right. Note that the octopus $o(P')$ has the same tentacles as $o(P)$, except for τ'_i which differs from τ_i . More precisely, τ'_i can be constructed by adding to α_1 any arc α'_2 that is trivial in B_2 , starts from the endpoint of α_1 and ends in $C_i \setminus X_i$.

3.2 Changing the crossings

In this section, we will describe the CR-move (which is a particular disc-replacement) which may change the octopus, but only “locally”: namely, this move will allow us only to change the crossings of the octopuses.

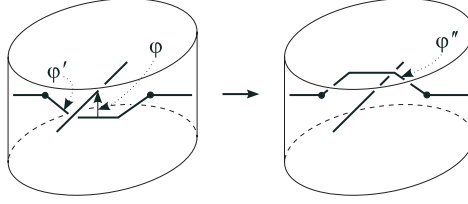


Figure 14: The change of crossing.

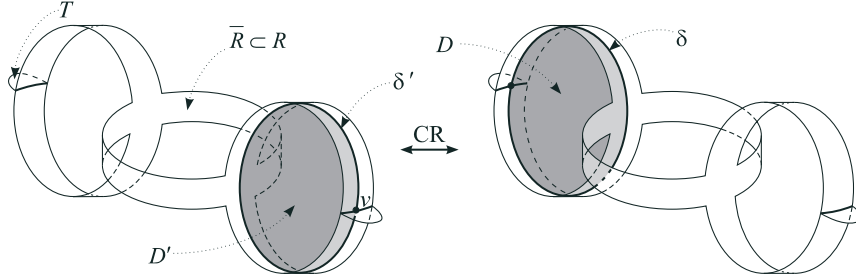


Figure 15: The CR-move.

Let o be an octopus and let $\varphi : [0, 1] \rightarrow \text{Int}(M)$ be a simple arc such that $\varphi([0, 1]) \cap o = \{\varphi(0), \varphi(1)\}$. Fix a trivialisation $D^3 \cong D^2 \times I$ of a regular neighbourhood of $\varphi([0, 1])$. We call a *change of crossing* the modification of o in D^3 shown in Fig. 14. Namely, we have replaced the arc φ' with the arc φ'' . Note that the change of crossing modifies only a little regular neighbourhood of $\varphi([0, 1])$ and does not depend on the orientation of φ .

Remark 13. If M is $T \times I$ or $K \times I$, then it has only one octopus up to changes of crossings.

CR-move Let P be a standard skeleton of (M, X) . We call a *CR-move* the move shown in Fig. 15. Let us call P' the polyhedron obtained after the CR-move. Since this move is non-local, it must be described with some care. Let us consider a region D' incident to one vertex only, say v , and to one region only, say R , along the circle δ' . We suppose moreover that an unfolded version of R appears as in Fig. 16. Note that the folded version of the cross coloured in Fig. 16, say \bar{R} , is exactly the part of R involved in the move (see again Fig. 15). We suppose that the folded version is transversely orientable and that the little tongue T lies on the other side of \bar{R} with respect to D' . The folded version of the arc δ , which is a circle, bounds an external disc D lying on the other side of \bar{R} with respect to the little tongue T . The move consists in replacing the disc D' with the external disc D (see Fig. 15). Note that a CR-move can lead to a non-standard polyhedron. To avoid this loss of standardness, we will call CR-moves only those preserving standardness. With this convention, if we apply a CR-move to a standard skeleton of (M, X) , the result will be another standard skeleton of (M, X) . Note that each CR-move is a disc-replacement.

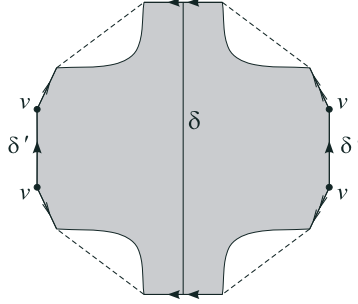


Figure 16: Unfolded version of R . The coloured cross is an unfolded version of the part of R drawn in Fig. 15.

Changing the crossings The following result states that CR-moves are enough to change the crossings.

Proposition 14. *Let P_1 and P_2 be standard skeleta of (M, X) such that $o(P_2)$ is obtained from $o(P_1)$ via changes of crossing. Then, P_2 can be obtained from P_1 via L-, MP- and CR-moves.*

Before turning into the proof, we state a corollary of Remark 13 and Proposition 14.

Corollary 15. *If M is $T \times I$ or $K \times I$, then any two standard skeleta of (M, X) can be obtained from each other via a sequence of L-, MP- and CR-moves.*

Proof of Proposition 14. Obviously, it is enough to prove that if $o(P_2)$ is obtained from $o(P_1)$ via one change of crossing, then P_2 can be obtained from P_1 via L-, MP- and CR-moves. Hence, let us suppose that $o(P_2)$ is obtained from $o(P_1)$ via one change of crossing. We use the same notation as that of Fig. 14.

Call τ_1 and τ_2 the tentacles involved in the change of crossing (where τ_1 contains φ'). They are divided by $\varphi([0, 1])$ in two components: call τ_i^h (resp. τ_i^b) the component of τ_i incident to the head of the octopus (resp. to the boundary of M), for $i = 1, 2$. We are considering the case $\tau_1 \neq \tau_2$; if $\tau_1 = \tau_2$ the proof is the same, except that the tentacle is divided in three components. Consider an embedded loop α obtained by composition of

- an arc starting from the head of the octopus and running closely parallel to τ_1^h ,
- a part of φ ,
- an arc running closely parallel to τ_2^h in the reverse direction and ending in the head of the octopus;

here “closely” means that the arc, τ_i^h and a small part of φ bound a disc that does not intersect the other tentacles (for $i = 1, 2$), and that the internal parts of the two discs are disjoint. By Lemma 6 and Proposition 8, we can suppose, up to L- and MP-moves, that α is an edge of the ideal triangulation $\mathcal{T}(P_1 \cup \partial M)$: let us call R the region dual to α . Moreover, up to L-moves, we can suppose that R is a disc with closure embedded in M (namely, there is no self-adjacency

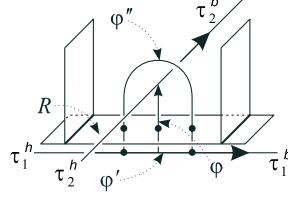


Figure 17: The local configuration near the region R dual to φ .

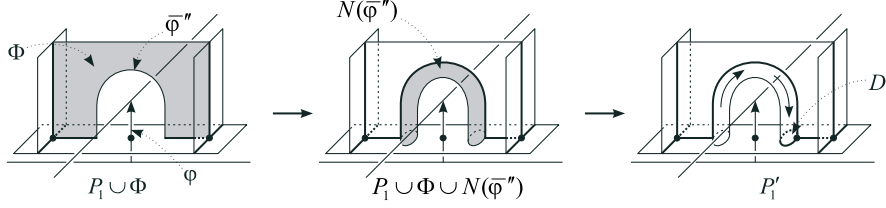


Figure 18: How to modify P_1 to be able to apply a CR-move (Step 1).

along edges or vertices). The local configuration now is shown in Fig. 17. For the sake of simplicity, we continue to call P_1 the standard skeleton just obtained.

The aim is to modify P_1 to be able to apply a CR-move changing the crossing as desired. We modify P_1 in two steps.

Step 1. Let us concentrate on the part that, in Fig. 17, lies over R . Let us call $\overline{\varphi}''$ the part of φ'' that lies over R . Up to an isotopy of $\overline{\varphi}''$, we can suppose that, by projecting $\overline{\varphi}''$ to P_1 along π , we obtain a disc, say Φ , transverse to the singularities and to itself (see Fig. 18-left). Here π is the projection of $M \setminus N(o(P_1))$ onto P_1 . Consider a little regular neighbourhood $N(\overline{\varphi}'')$ of $\overline{\varphi}''$, see Fig. 18-centre. The polyhedron $(P_1 \cup \Phi \cup N(\overline{\varphi}'')) \cup \partial M$ is a spine of M minus a ball. If we collapse it as shown in Fig. 18-right, we obtain a quasi-standard skeleton P'_1 of (M, X) such that $o(P'_1) = o(P_1)$. Up to a change of Φ , we can suppose that P'_1 is also standard. Let us call D' the little disc shown in Fig. 18-right.

Step 2. Now, we concentrate on the part that, in Fig. 17, lies under R , see Fig. 19. We consider the arc analogous to $\overline{\varphi}''$ under R and we project it to P'_1 . Let us call δ the arc just obtained. Up to a change of the projection, we can suppose that it does not intersect the portion of R near Φ . We apply L-moves along δ (see Fig. 19-left for an example), substituting the curve δ with another curve that intersects the singularity of P in one point only. Let us continue to call δ the curve just obtained. Let us call P''_1 the standard skeleton just obtained (obviously, $o(P''_1) = o(P'_1) = o(P_1)$) and D the disc shown in Fig. 19-right (whose boundary contains δ). Note that D is an external disc for P''_1 .

By virtue of Proposition 8, we have that P''_1 can be obtained from P_1 via L- and MP-moves.

Now, we are able to apply a CR-move. The substitution of the disc D' with the external disc D is exactly a CR-move (the check is straightforward, so we

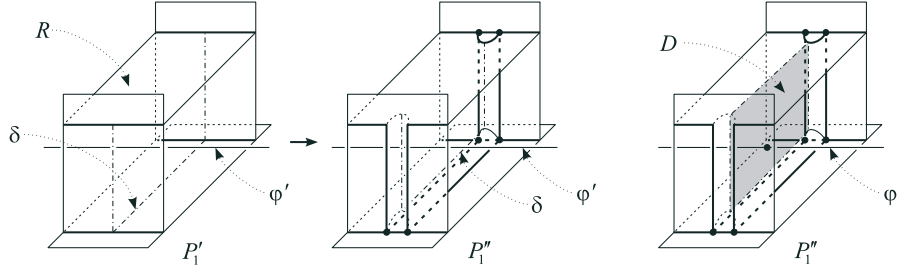


Figure 19: Left: How to modify P_1 to be able to apply a CR-move (Step 2), an example. Right: The external disc D .

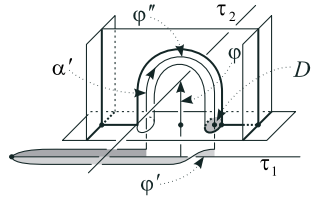


Figure 20: The loop α' dual to the region D' .

leave it to the reader). Call P'_2 the standard skeleton obtained by applying this CR-move. In order to prove that the crossing changes as desired, note that the edge of the ideal triangulation $\mathcal{T}(P'_1 \cup \partial M)$ dual to the region D' is the loop α' obtained by composing

- an arc starting from the head of the octopus and running closely parallel to τ_1^h ,
- a sub-arc of φ'' ,
- an arc running closely parallel to φ' ,
- an arc running closely parallel to τ_1^h in the reverse direction and ending in the head of the octopus;

here “closely” means

- for the first arc, that it, τ_1^h and a small part of φ'' bound a disc that does not intersect the other tentacles,
- for the third and the fourth arc, that they, τ_1^h and a small part of φ'' bound a disc that does not intersect the other tentacles and the disc above;

see Fig. 20. After the CR-move, the tentacle corresponding to the component C_1 of ∂M is obtained, up to isotopy, from τ_1 by replacing the arc φ' with φ'' ; see the end of Section 3.1.

In order to conclude the proof, it is enough to apply Proposition 8 to obtain P_2 from P'_2 via L- and MP-moves. \square

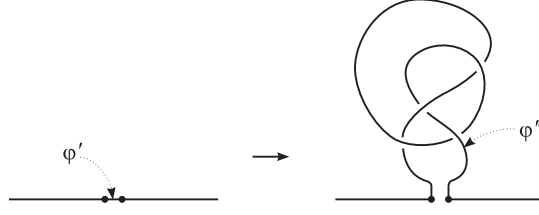


Figure 21: A change of tentacle.

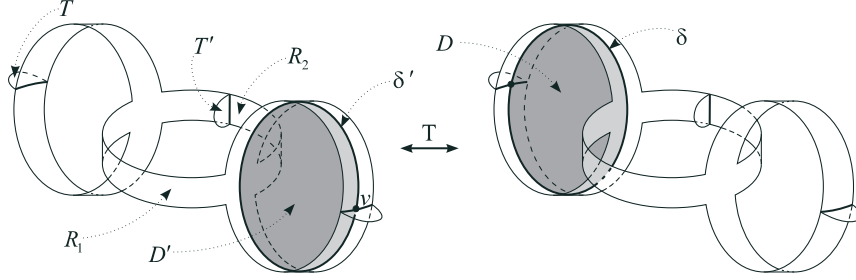


Figure 22: The T_1 -move.

3.3 Generic changes of tentacle

In this section, we will describe the T_* -moves (two particular disc-replacements) and we will finally give the set of moves for the general case. We need a modification of the CR-move because changes of crossing may not be enough to transform any two octopuses of (M, X) into each other.

Let o be an octopus, let $\varphi' : [0, 1] \rightarrow o$ be a piece of a tentacle of o , and let $\varphi'' : [0, 1] \rightarrow \text{Int}(M)$ be a generic simple arc such that $\varphi''([0, 1]) \cap o = \{\varphi''(0), \varphi''(1)\}$ and that the endpoints of φ'' coincide with the endpoints of φ' . If we replace the arc φ' of o with the arc φ'' , we obtain another octopus o' . The transformation from o to o' is called a *change of tentacle* (see Fig. 21). Note that the change of tentacle does not depend on the orientation of φ' and φ'' .

Remark 16. Changes of tentacle are enough to obtain any octopus of (M, X) from a fixed one. Namely, at most one change of tentacle for each tentacle is enough.

T_* -moves Let P be a standard skeleton of (M, X) . We call a T_1 -move (resp. a T_2 -move) the move shown in Fig. 22 (resp. Fig. 23). Let us call P' the polyhedron obtained after the move. Since this move is non-local, it must be described with some care. Let us consider a region D' incident to one vertex only, say v , and to two different regions, say R_1 and R_2 , along the circle δ' . We suppose moreover that an unfolded version of R_1 and R_2 appears as in Fig. 24 (resp. Fig. 25). Note that the folded version of the cross coloured in Fig. 24 (resp. Fig. 25), say \overline{R} , is exactly the part of R_1 and R_2 involved in the move; see again Fig. 22 (resp. Fig. 23). We suppose that the folded version is transversely orientable and that the little tongues T and T' lie on the other side of \overline{R} with respect to D' . The folded version of the arc δ , which is a circle, bounds an external disc D lying on the other side of \overline{R} with respect to the little tongue T .

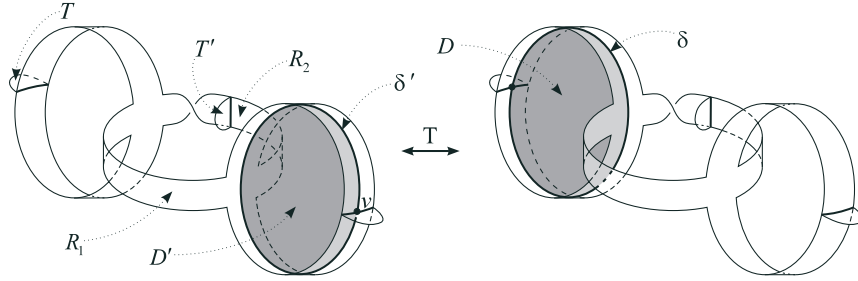


Figure 23: The T_2 -move.

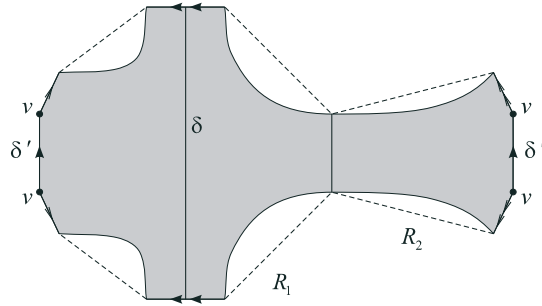


Figure 24: Unfolded version of R_1 and R_2 . The coloured cross is an unfolded version of the part of R_1 and R_2 drawn in Fig. 22.

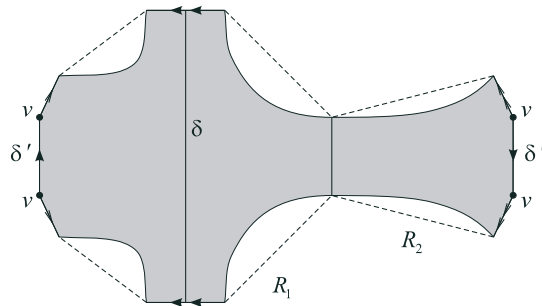


Figure 25: Unfolded version of R_1 and R_2 . The coloured cross is an unfolded version of the part of R_1 and R_2 drawn in Fig. 23.

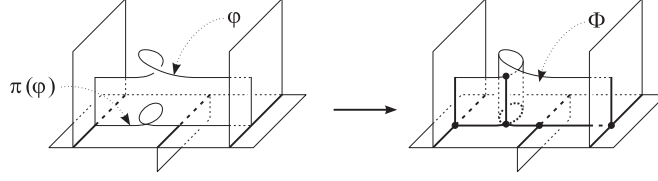


Figure 26: A strip associated to φ , an example.

The move consists in replacing the disc D' with the external disc D ; see Fig. 22 (resp. Fig. 23). Note that a T_1 -move (resp. a T_2 -move) can lead to a non-standard polyhedron. To avoid this loss of standardness, we will call T_1 -moves (resp. T_2 -moves) only those preserving standardness. With this convention, if we apply a T_1 -move (resp. a T_2 -move) to a standard skeleton of (M, X) , the result will be another standard skeleton of (M, X) . Note that each T_* -move is a disc-replacement.

Remark 17. Each change of crossing is also a change of tentacle but the CR-move, which allows us to change the crossings, is not a T_* -move, which will allow us to change the tentacles. Actually, the difference between the two moves is deeper: the CR-move is local (*i.e.* if we look at Fig. 15, we note that there exists a horizontal disc which is an external disc for $P \cup D$, so the move modifies a portion of P contained in a ball), while the T_* -move may not be local.

Strips We will now describe a generalisation of the procedure described in Proposition 14-Step 1 being useful in the proof of the theorem below. Let us consider a standard skeleton P of (M, X) . Let $\varphi : [0, 1] \rightarrow \text{Int}(M)$ be a simple arc such that $\varphi([0, 1]) \cap P = \{\varphi(0), \varphi(1)\}$. Suppose moreover that $\varphi([0, 1]) \cap o(P) = \emptyset$. Let π be a retraction of $M \setminus N(o(P))$ onto P . Up to isotopy, we can suppose that $\pi(\varphi([0, 1]))$ both intersects at least twice $S(P)$ and is in general position with respect to $S(P)$ and to itself. Then, there exists a continuous $\Phi : [0, 1] \times [0, 1] \rightarrow M$ obtained by projecting $\varphi([0, 1])$ along π , where $\Phi(1, 0)$ and $\Phi(1, 1)$ are the two intersection points mentioned above, and $\Phi(0, t) = \varphi(t)$ holds for each $t \in [0, 1]$. Such a Φ will be called a *strip associated to φ* (see Fig. 26). Note that it may have self-intersections. We can suppose that Φ is in general position with respect to P and to itself.

Let us consider now a simple arc $\varphi : [0, 1] \rightarrow \text{Int}(M)$ such that $\varphi([0, 1]) \cap P = \{\varphi(0), \varphi(s), \varphi(1)\}$ with $0 < s < 1$, that $\varphi([0, 1]) \cap o(P) = \emptyset$, and that φ is in general position with respect to P . The arc φ can be divided in two arcs $\varphi_1 : [0, s] \rightarrow \text{Int}(M)$ and $\varphi_2 : [s, 1] \rightarrow \text{Int}(M)$ satisfying the hypotheses above, so there exist two strips $\Phi_1 : [0, 1] \times [0, s] \rightarrow M$ and $\Phi_2 : [0, 1] \times [s, 1] \rightarrow M$ associated to φ_1 and φ_2 , respectively. Now, perhaps Φ_1 and Φ_2 do not fit together to give a continuous $\Phi : [0, 1] \times [0, 1] \rightarrow M$. But, up to a move of Φ_2 , we can suppose that such a Φ exists and is in general position with respect to P and to itself, see Fig. 27. As above, such a Φ will be called a *strip associated to φ* . Obviously, we can generalise this technique to arcs with a generic (finite) number of intersections with P .

Changing the tentacles The following result states that T_* -moves are enough to change the tentacles.

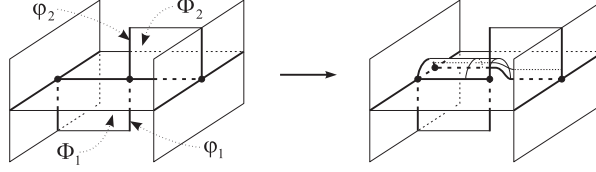


Figure 27: How to move Φ_2 , so that the two strips Φ_1 and Φ_2 fit together.

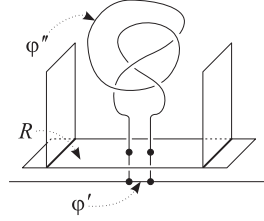


Figure 28: The starting configuration.

Proposition 18. *Let P_1 and P_2 be standard skeleta of (M, X) such that $o(P_2)$ is obtained from $o(P_1)$ via changes of tentacles. Then, P_2 can be obtained from P_1 via L-, MP- and T_* -moves.*

Before turning into the proof, we state an obvious corollary of Proposition 8, Proposition 18 and Remark 16.

Theorem 19. *Any two standard skeleta of (M, X) can be obtained from each other via a sequence of L-, MP- and T_* -moves.*

Proof of Proposition 18. Obviously, it is enough to prove that if $o(P_2)$ is obtained from $o(P_1)$ via one change of tentacle, then P_2 can be obtained from P_1 via L-, MP- and T_* -moves. Hence, let us suppose that $o(P_2)$ is obtained from $o(P_1)$ via one change of tentacle. We use the same notation as that of Fig. 21.

Call τ the tentacle involved in the change of tentacle. Up to isotopy, we can suppose that φ'' intersects P_1 at least twice. Let us call t_i , with $t_1 < \dots < t_m$, the “times” at which φ'' intersects P_1 . Up to isotopy, we can suppose that the first and the last intersection ($\varphi''(t_1)$ and $\varphi''(t_m)$) belong to the same region (say R) and that φ'' appears, near φ' , as shown in Fig. 28. Moreover, up to L-moves, we can suppose that R is a disc with closure embedded in M (namely, that there is no self-adjacency along edges or vertices).

The aim is to modify P_1 to be able to apply a T_* -move changing the tentacle as desired. We modify P_1 in two steps.

Step 1. We repeat the same technique used in Step 2 of the proof of Proposition 14 obtaining another standard skeleton P'_1 such that $o(P'_1) = o(P_1)$. We obtain a curve δ intersecting the singularities of P'_1 only in one point, and we call D the external disc shown in Fig. 19-right (see Step 2 of the proof of Proposition 14 for notation).

Step 2. Let us now concentrate on the arc $\varphi''([t_1, t_m])$. We generalise the procedure described in Step 1 of the proof of Proposition 14. Let Φ be a

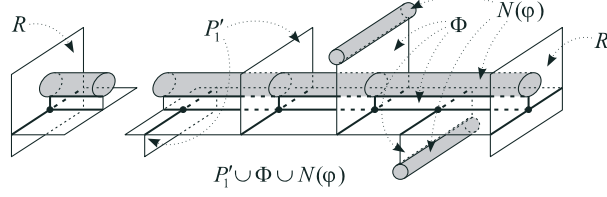


Figure 29: A portion of the neighbourhood $N(\varphi'')$ of $\varphi''([t_1, t_m])$, an example.

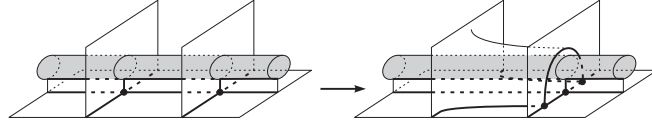


Figure 30: How to move the vertical regions to have that exactly one vertical region cuts $N(\varphi'')$.

strip associated to $\varphi''([t_1, t_m])$. Up to an isotopy of $\varphi''([t_1, t_m])$ (process that requires a modification of Φ), we can suppose that φ'' intersects P at most thrice and that $\Phi([0, 1] \times [0, 1])$ does not intersect D . Let us consider now a little regular neighbourhood $N(\varphi'')$ of $\varphi''([t_1, t_m])$; we have shown an example in Fig. 29. Up to a move of the vertical regions (as shown in Fig. 30), we can suppose that exactly one vertical region cuts $N(\varphi'')$. The polyhedron $(P_1' \cup \Phi \cup N(\varphi'')) \cup \partial M$ is a spine of M minus a ball. If we collapse $N(\varphi'')$ and we slightly move the vertical regions (see Fig. 31), we obtain a standard skeleton P_1'' of (M, X) such that $o(P_1'') = o(P_1')$. Let us call D' the little disc shown in Fig. 31-right.

By virtue of Proposition 8, we have that P_1'' can be obtained from P_1 via L- and MP-moves.

The proof now proceeds as that of Proposition 14, so we will leave the details to the reader. The substitution of the disc D' with the external disc D is exactly a T_* -move; more precisely, it is a T_1 -move or a T_2 -move depending on whether the loop obtained by composing φ' and φ'' is orientation preserving or not. By applying this T_* -move, we obtain a standard skeleton, say P_2' , and we change the tentacle as desired (i.e. $o(P_2') = o(P_2)$). In order to conclude the proof, it is enough to apply Proposition 8 to obtain P_2 from P_2' via L- and MP-moves. \square

Acknowledgements I am very grateful to Riccardo Benedetti and Carlo Petronio for the useful discussions I have had in the beautiful period I have

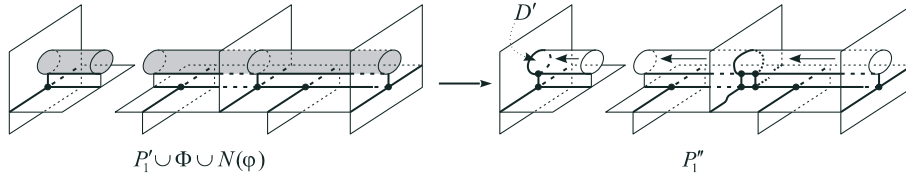


Figure 31: How to “standardise” $P_1' \cup \Phi \cup N(\varphi'')$.

spent at the Galileo Galilei Doctoral School of Pisa. I would like to thank the Department of Mathematics of the University of Salento for the nice welcome and, in particular, Prof. Giuseppe De Cecco for his willingness. I would also like to thank the Department of Mathematics and Applications of the University of Milano-Bicocca for the nice welcome. Last but not least, I would like to thank the anonymous referee for very useful comments and corrections.

This research has been supported by the school of graduate studies “Galileo Galilei” of the University of Pisa, and afterward by the grant “Ennio De Giorgi” (2007-2008) from the Department of Mathematics of the University of Salento and by a Type A Research Fellowship from the University of Milano-Bicocca.

References

- [1] Casler B.G.: An imbedding theorem for connected 3-manifolds with boundary. *Proc. Amer. Math. Soc.* **16** (1965), 559–566.
- [2] Martelli B.: Complexity of 3-manifolds. *Spaces of Kleinian groups*, 91–120, London Math. Soc. Lecture Note Ser., 329, Cambridge Univ. Press, Cambridge, 2006.
- [3] Martelli B., Petronio C.: Three-manifolds having complexity at most 9. *Experiment. Math.* **10** (2001), no. 2, 207–236.
- [4] Martelli B., Petronio C.: A new decomposition theorem for 3-manifolds. *Illinois J. Math.* **46** (2002), no. 3, 755–780.
- [5] Martelli B., Petronio C.: Complexity of geometric three-manifolds. *Geom. Dedicata* **108** (2004), 15–69.
- [6] Matveev S.V.: The theory of the complexity of three-dimensional manifolds. *Akad. Nauk Ukrain. SSR Inst. Mat. Preprint* (1988), no. 13, 32 pp.
- [7] Matveev S.V.: Transformations of special spines, and the Zeeman conjecture. *Izv. Akad. Nauk SSSR Ser. Mat.* **51** (1987), no. 5, 1104–1116, 1119; translation in *Math. USSR-Izv.* **31** (1988), no. 2, 423–434.
- [8] Matveev S.V.: “Algorithmic topology and classification of 3-manifolds.” *Algorithms and Computation in Mathematics*, 9. Springer-Verlag, Berlin, 2003. xii+478 pp.
- [9] Matveev S.V., Fomenko A.T.: Isoenergetic surfaces of Hamiltonian systems, the enumeration of three-dimensional manifolds in order of growth of their complexity, and the calculation of the volumes of closed hyperbolic manifolds. *Uspekhi Mat. Nauk* **43** (1988), no. 1 (259), 5–22, 247; translation in *Russian Math. Surveys* **43** (1988), no. 1, 3–24.
- [10] Piergallini R.: Standard moves for standard polyhedra and spines. *Third National Conference on Topology (Italian) (Trieste, 1986)*, *Rend. Circ. Mat. Palermo* (2) Suppl. No. 18 (1988), 391–414.
- [11] Turaev V.G., Viro O.Ya.: State sum invariants of 3-manifolds and quantum $6j$ -symbols. *Topology* **31** (1992), no. 4, 865–902.

Department of Mathematics and Applications
University of Milano-Bicocca

Via Cozzi, 53, I-20125, Milano, Italy

`gennaro.amendola@unimib.it`

`http://www.dm.unipi.it/~amendola/`