

The X-Ray Transient 080109 in NGC 2770: an X-Ray Flash Associated with a Normal Core-Collapse Supernova

Li-Xin Li*

Max-Planck-Institut für Astrophysik, 85741 Garching, Germany

Accepted 2008 May 13. Received 2008 April 28; in original form 2008 March 01

ABSTRACT

Although it is generally thought that long-duration gamma-ray bursts (LGRBs) are associated with core-collapse supernovae (SNe), so far only four pairs of GRBs and SNe with firmly established connection have been found. All the four GRB-SNe are among a special class of Type Ic—called the broad-lined SNe indicative of a large explosion energy, suggesting that only a small fraction of SNe Ibc have GRBs associated with them. This scheme has been refreshed by the discovery of a bright X-ray transient in NGC 2770 on 9 January 2008, which was followed by a rather normal Type Ib SN 2008D. In this paper, I argue that the transient 080109 is an X-ray flash (XRF, the soft version of a GRB) because of the following evidences: (1) The transient cannot be interpreted as a SN shock breakout event; (2) The GRB X-ray flare interpretation is not supported by the high-energy observation. Then I show that XRF 080109 satisfies the well-known relation between the isotropic-equivalent energy and the peak spectral energy for LGRBs, which highly strengthens the XRF interpretation. Finally, I point out that, the peak spectral energy of XRF 080109 and the maximum bolometric luminosity of SN 2008D agree with the $E_{\gamma,\text{peak}}-L_{\text{SN,max}}$ relationship of Li (2006), strengthening the validity of the relationship. I speculate that events like XRF 080109 may occur at a rate comparable to SNe Ibc, and a soft X-ray telescope devoted to surveying for nearby X-ray flares will be very fruitful in discovering them.

Key words:

gamma-rays: bursts – supernovae: general – supernovae: individual: SN 2008D.

1 INTRODUCTION

On 9 January 2008, a luminous X-ray transient was discovered during follow-up observations of SN 2007uy in NGC 2770 with the X-Ray Telescope (XRT) onboard *Swift* (Berger & Soderberg 2008; Kong & Maccarone 2008; Soderberg et al. 2008). The transient event, which lasted about 600 s before decaying to the background level, was later confirmed to occur in the same galaxy of SN 2007uy (at redshift $z = 0.006494^1$) by the observation of an optical counterpart and a supernova (SN), named SN 2008D, accompanying the transient (Deng & Zhu 2008; Immler et al. 2008; Malesani et al. 2008a,b; Valenti et al. 2008a,b; Blondin, Matheson & Modjaz 2008; Thorstensen 2008; Li et al. 2008).

The SN underwent a transition from Type Ic to Type Ib (Modjaz et al. 2008; Valenti et al. 2008b), similar to the case of SN 2005bf (Wang & Baade 2005; Modjaz et al. 2005; Anupama et al. 2005; Tominaga et al. 2005). In addition, the spectra of the SN exhibited rather broad features at

early epochs, although not as broad as the earliest spectra of the so-called ‘hypernovae’ associated with gamma-ray bursts (GRBs) such as SN 1998bw and SN 2006aj (Malesani et al. 2008a; Valenti et al. 2008a; Blondin et al. 2008). Despite these unusual characteristics compared to typical SNe Ibc like 1994I, I call SN 2008D a ‘normal’ SN as opposed to broad-lined GRB-SNe like 1998bw as suggested by other people (Malesani et al. 2008b; Valenti et al. 2008b; Soderberg et al. 2008).

The nature of the transient 080109 is debatable. Several possibilities for the nature have been proposed: (a) SN shock breakout (Burrows et al. 2008; Soderberg et al. 2008); (b) X-ray flash (XRF, the soft version of a GRB) (Berger & Soderberg 2008, Xu, Zou & Fan 2008); (c) X-ray flare of a GRB (Burrows et al. 2008).

The total energy emitted by the transient is $\approx 1.3 \times 10^{46}$ erg in the XRT energy range 0.3–10 keV (Section 2). Although this energy is within the range predicted for shock breakout in SNe Ibc (Li 2007a) and the transient occurred ahead of SN 2008D, the spectrum of the transient is not a blackbody, and the event duration is too long for a typical shock breakout event in a Type Ibc SN (Li 2007a). Hence,

* E-mail: lxl@mpa-garching.mpg.de

¹ <http://nedwww.ipac.caltech.edu/>

the shock breakout interpretation does not seem to be correct (stronger arguments are given in Section 3; see also Xu et al. 2008).

The transient 080109 was in the field of view of the Burst Alert Telescope (BAT) onboard *Swift* beginning half an hour before and continuing throughout the outburst. However, no gamma-ray counterpart was detected (Burrows et al. 2008). Hence, it is also unlikely that the transient was an X-ray flare of a GRB.

Then, the only remaining interpretation on the nature of the transient 080109 is that it is an XRF. In this paper I will show that, despite its extremely soft spectrum compared to that of a normal XRF or a GRB, the transient 080109 is naturally interpreted as an XRF in the context of the GRB-SN connection.

An important discovery in the observation of GRBs has been the connection between long-duration GRBs (with a duration > 2 s) and SNe (Piran 2004; Della Valle 2006; Woosley & Bloom 2006; Nomoto et al. 2008, and references therein). So far, four pairs of spectroscopically confirmed GRBs/SNe have been discovered: GRB 980425/ SN 1998bw (Galama et al. 1998), GRB 030329/SN 2003dh (Stanek et al. 2003; Hjorth et al. 2003), GRB 031203/SN 2003lw (Cobb et al. 2004; Malesani et al. 2004; Thomsen et al. 2004), and GRB 060218/SN 2006aj (Campana et al. 2006; Cobb et al. 2006; Mirabal et al. 2006; Modjaz et al. 2006; Pian et al. 2006; Sollerman et al. 2006; Soderberg et al. 2006b). All of the four SNe are among a special class of Type Ic, called the broad-lined SNe indicative of a very large expansion velocity (Iwamoto et al. 1998; Mazzali et al. 2003; Della Valle 2006; Woosley & Bloom 2006, and references therein).

All the above four GRBs are nearby GRBs, among which GRB 030329 is the farthest (at $z = 0.17$). Observing SN signatures in high-redshift GRBs is difficult, since by selection effects the observable GRBs at high redshift are bright and hence the underlying SNe are easily overshadowed by the GRB afterglows. Despite this challenge, a handful of GRBs have shown rebrightening and flattening in their late optical afterglows, which can be interpreted as the emergence of the underlying SN lightcurves (Bloom et al. 1999; Zeh, Klose & Hartmann 2004; Soderberg et al. 2005; Bersier et al. 2006). A systematic study on the GRB afterglows with this approach suggests that all long-duration GRBs are associated with SNe (Zeh, Klose & Hartmann 2004).

However, exceptions to the GRB-SN connection exist. Extensive observations of two nearby long GRBs, 060614 at $z = 0.125$ and 060505 at $z = 0.089$, had not detected SNe associated with them down to limits fainter than any SN Ic ever observed (Della Valle et al. 2006; Fynbo et al. 2006; Gehrels et al. 2006). This has been considered to be a challenge to the standard GRB classification scheme based on burst durations (Zhang 2006; Watson et al. 2007).

On the other hand, whether a normal (not broad-lined) core-collapse SN is associated with a GRB or a GRB-like event is uncertain. Considering the fact that GRBs are beamed so that many of them may have been missed by us, people have proposed to look for the GRB signature in nearby SNe by observing the late brightening in radio emissions of nearby SNe as expected when the GRB ejecta are slowed down and the radio emission becomes

more or less isotropic (Paczynski 2001; Levinson et al. 2002; Granot & Loeb 2003). However, late-time radio observations of 68 local Type Ibc SNe, including six events with broad optical absorption lines, have found none exhibiting radio emission attributable to off-axis GRB jets spreading into our line of sight (Soderberg et al. 2006a). This leads to a severe constraint on the fraction of SNe Ibc associated with normal GRBs.

With the four spectroscopically confirmed pairs of GRBs/SNe, a relation between the peak spectral energy of GRBs and the maximum bolometric luminosity or the mass of ^{56}Ni in the ejecta of the underlying SNe was derived by Li (2006). A remarkable conclusion inferred from the relation was that “if normal Type Ibc SNe are accompanied by GRBs, the GRBs should be extremely underluminous in the gamma-ray band despite their close distances. Their peak spectral energy is expected to be in the soft X-ray and UV band, so they may be easier to detect with an X-ray or UV detector than with a gamma-ray detector.” (Li 2006, page 1362). For several SNe Ibc that are not as luminous as SN 1998bw, the ‘expected GRB’ derived from the relation has a peak spectral energy in the range of 0.01–1 keV, and a total energy 10^{44} – 10^{48} erg in the energy band 1–10000 keV. It appears that XRF 080109 and SN 2008D agree with the relation (Section 4).

The paper is arranged as follows. In Section 2 the analysis of the XRT data is presented. In Section 3 it is argued that the X-ray transient 080109 cannot be interpreted as a SN shock breakout event. Section 4 shows that the most natural explanation of the nature of the transient 080109 is that it is a faint XRF with a very soft spectrum. In Section 5 models for producing faint and soft XRFs by a normal core-collapse SN are discussed. In Section 6 summary and conclusions are drawn, and future observational strategies are proposed.

2 DATA REDUCTION

The XRT software was used to extract the lightcurve and the spectrum of the X-ray transient 080109 in the XRT energy band 0.3–10 keV from the Level 2 event data file (in Photon Counting mode) downloaded from the *Swift* online archive.

The lightcurve has a FRED (Fast Rise and Exponential Decay) shape and a duration ~ 600 s. Although the X-ray emission was already in progress when the observation began and hence the start time of the burst is uncertain, from the shape of the lightcurve it is expected that the start time of the burst should not be too much earlier than the start time of observation (see, e.g., Fig. 1 of Soderberg et al. 2008).

In extraction of the source and background spectra over a time interval of 600 s containing the burst and beginning at the start time of observation, only events with grades 0–4 (i.e., single and double pixel events) were selected in order to achieve better spectral resolution. A fit of the King function to the point spread function (PSF) of the image showed that the core region with a radius of three pixels was piled up, so the core region was removed from the analysis. Then the source region where the spectrum was extracted was an annular aperture with an inner radius of four pixels (9.4”) and an outer radius of 30 pixels (71”), centered at the source position. The background region was defined as

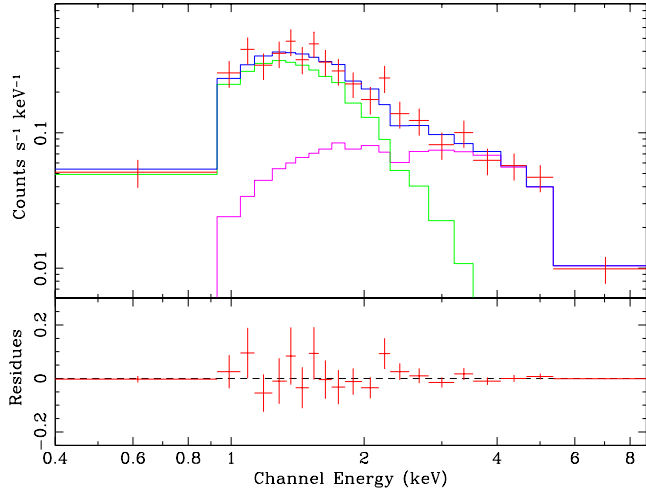


Figure 1. Fit of the X-ray spectrum (0.3–10 keV) of XRF 080109 by an absorbed double blackbody model (blue line). The best fit is given by $N_{\text{H}} = 4.7 \times 10^{21} \text{ cm}^{-2}$, $T_1 = 0.36 \text{ keV}$ (green line), and $T_2 = 1.24 \text{ keV}$ (magenta line). The reduced chi-square of the fit is $\chi_r^2 = 0.65$, with 16 degrees of freedom.

an annulus centered on the source with an inner radius of 60 pixels ($142''$) and an outer radius of 110 pixels ($260''$).

In the data analysis, channels below 0.3 keV and above 10 keV were excluded. The spectrum integrated over the 600 s time-interval was then fitted with the XSPEC package (v. 11.3.1), and the pile-up correction was included. To reduce the Poisson noises, the spectrum data were binned to ensure that each energy bin contains at least 20 counts.

The spectrum is well fitted by an absorbed power-law model, with a photon index $\Gamma = 2.29^{+0.28}_{-0.26}$ and total equivalent Hydrogen column density $N_{\text{H}} = 6.83^{+1.5}_{-1.3} \times 10^{21} \text{ cm}^{-2}$. The reduced chi-square of the fit is $\chi_r^2 = 0.64$, with 18 degrees of freedom. These results are consistent with the analysis by Soderberg et al. (2008). The fit gives rise to an unabsorbed X-ray fluence of $1.36^{+0.51}_{-0.37} \times 10^{-7} \text{ erg cm}^{-2}$ in 0.3–10 keV. [A figure of the power-law spectral fit is not shown here since it is very similar to the fig. 2 of Soderberg et al. (2008).]

The fitted Hydrogen column density is much higher than the Galactic Hydrogen column density to the direction of NGC 2770 ($2 \times 10^{20} \text{ cm}^{-2}$, Kong & Maccarone 2008), but is typical among the Hydrogen column density of GRB host galaxies (Savaglio 2006).

Given the redshift of the source, $z = 0.0065$, the power-law spectral fit leads to an unabsorbed total energy $1.27^{+0.48}_{-0.35} \times 10^{46} \text{ erg}$ and an unabsorbed average luminosity $2.11^{+0.79}_{-0.58} \times 10^{43} \text{ erg s}^{-1}$ in the XRT’s energy range 0.3–10 keV. The luminosity is 10^5 times of the Eddington luminosity of a solar mass object.

Although the power-law fit is good, the fit of the spectrum is not unique. An interesting result is that, although an absorbed single blackbody does not fit the spectrum of XRF 080109 ($\chi_r^2 = 2.2$), an absorbed double blackbody model fits the spectrum equally well as the absorbed power-law (Fig. 1). The fitted parameters are: $N_{\text{H}} = 4.7^{+2.6}_{-1.8} \times 10^{21} \text{ cm}^{-2}$, the temperature of the first blackbody component $T_1 = 0.36^{+0.12}_{-0.094} \text{ keV}$, and the temperature of the second

blackbody component $T_2 = 1.24^{+0.52}_{-0.24} \text{ keV}$. The reduced chi-squares of the fit is $\chi_r^2 = 0.65$, with 16 degrees of freedom.

With this double blackbody model, the unabsorbed total bolometric energy radiated by the burst is $7.31^{+2.4}_{-1.3} \times 10^{45} \text{ erg}$, with $3.49^{+2.31}_{-1.03} \times 10^{45} \text{ erg}$ in the lower temperature component, and $3.82^{+0.80}_{-0.78} \times 10^{45} \text{ erg}$ in the higher temperature component.

I stress that the above result only indicates that a blackbody origin of the X-ray emission cannot be ruled out, and it does not prove that a blackbody component exists in the X-ray emission.

3 IS THE TRANSIENT 080109 A SUPERNOVA SHOCK BREAKOUT EVENT?

The X-ray spectrum of the 080109 transient can be fitted with a power law (Section 2). No blackbody component is required. A characteristic feature of SN shock breakout is a blackbody-like spectrum (Imshennik & Nadëzhin 1989; Matzner & McKee 1999). Hence, the transient event 080109 is not likely to be a SN shock breakout event.

However, as shown in Section 2, the spectrum can be equally well fitted with a model consisting of two blackbody components (Fig. 1). Now let us check if one of the two blackbody components might arise from the SN shock breakout event.

From the duration of the event and the bolometric total energy of each blackbody, the average bolometric luminosity and hence the average photosphere radius of each component can be derived. For the softer component ($T_1 = 0.36 \text{ keV}$), the radius is $R_{\text{ph}} \approx 0.074 R_{\odot}$. For the harder component ($T_2 = 1.24 \text{ keV}$), the radius is $R_{\text{ph}} \approx 0.0062 R_{\odot}$. Both are much smaller than the solar radius.

The underlying SN of the event, SN 2008D, was initially classified as Type Ic and later reclassified as Type Ib (Modjaz et al. 2008; Valenti et al. 2008b). This indicates that the progenitor star should be a Wolf-Rayet star, which usually has a radius of several solar radii. SN shock breakout occurs at a radius near the stellar surface (Imshennik & Nadëzhin 1989; Matzner & McKee 1999; Tan et al. 2001), or the photospheric radius if the star is surrounded by an intense stellar wind (Li 2007a). Hence, the above results on the photospheric radius of the blackbody emission indicate that neither of the two blackbody components originates from the shock breakout event.

From the derived photospheric radii, a limit on the expansion speed of the blackbody photosphere can be estimated. Assume that the average photospheric radius corresponds to a time of 100 s after the explosion. Then, for the softer blackbody component, the photospheric speed $v_{\text{ph}} \lesssim 0.0017c$ (where c is the speed of light). For the harder blackbody component, the photospheric speed $v_{\text{ph}} \lesssim 0.00015c$. These speeds are non-relativistic, contrary to the prediction that shock breakout from a compact Wolf-Rayet star is mildly relativistic (with a shock breakout velocity $\gtrsim 0.3c$, Tan et al. 2001; Li 2007a).

The duration of the X-ray transient 080109 is $\approx 600 \text{ s}$, which is also much longer than that predicted for shock breakout in SNe Ibc. Hence, we conclude that the X-ray transient 080109 is not a SN shock breakout event.

4 TRANSIENT 080109 AS AN X-RAY FLASH FROM A NORMAL CORE-COLLAPSE SUPERNOVA

Having shown that the X-ray transient 080109 is not a SN shock breakout event, one is left with two alternative interpretations about the nature of the transient: (1) It is a low-luminosity XRF (Berger & Soderberg 2008; Xu et al. 2008); (2) It is a flare in the X-ray afterglow of a GRB (Burrows et al. 2008).

The transient object happened to be in the BAT field of view in two previous *Swift* observations (of BZQ J0618+4620 beginning at 13:04:12.33, and of SN 2007ax beginning at 13:12:24.5 UT on 9 Jan 2008). BAT did not trigger during either of the two observations. An examination of the BAT data from the direction of NGC 2770 during those observations shows no sign of emission in the BAT energy range 15–150 keV, with a fluence upper limit of $\sim 1.0 \times 10^{-7}$ erg cm^{-2} in a period of half an hour before the start of observation of the transient 080109 (Burrows et al. 2008). In addition, the UVOT lightcurve of the transient closely resembles an early stage UV-optical lightcurve of a GRB (e.g., GRB 060218), rather than a UV-optical afterglow lightcurve during the late declining stage. Hence, the interpretation of the transient event as a flare in the X-ray afterglow of a GRB is also ruled out.

An additional evidence supporting an XRF interpretation of the transient 080109 is in the shape of the X-ray lightcurve after the prompt emission phase. At the end of an exponential decay, the X-ray lightcurve breaks to a power-law decay with an index ≈ -1.1 up to $t \approx 30000$ s from the start of observation, which is a characteristic of typical GRB afterglows (Xu et al. 2008).

Based on the above arguments, I conclude that the transient event 080109 in NGC 2770 is a soft XRF, and XRF 080109/SN 2008D well fits the framework of the GRB-SN connection.

XRF 080109 is more under-luminous than the previous most under-luminous burst, GRB 980425, by about two orders of magnitude. The spectrum of XRF 080109 is also softer than that of GRB 980425. During the XRT observation of XRF 080109 which lasted over 1000 s, the BAT fluence upper limit is 8.9×10^{-8} erg cm^{-2} in 15–150 keV (Burrows et al. 2008). Extrapolation of the power-law spectral fit in Section 2 to 15–150 keV leads to a fluence of $3.4^{+6.3}_{-2.2} \times 10^{-8}$ erg cm^{-2} , marginally consistent with the BAT upper limit.

Due to the limit in the number of photon counts (433 in total after the piled-up core region being removed) and the small range of energy covered by XRT (0.3–10 keV), a reliable constraint on the peak spectral energy cannot be obtained from the XRT data alone. However, the fact that the XRT spectrum of XRF 080109 can be fitted by a single power-law with a photon index $\Gamma \approx 2.3$ suggests that the peak spectral energy $E_{\text{peak}} < 0.3$ keV. A lower limit on the value of E_{peak} can be obtained from the UVOT observation during the prompt phase of XRF 080109. The specific flux density in the *UBV* band (at ~ 3 eV) during the prompt phase is $F_{\nu} < 9.0 \times 10^2$ μJy (Immler et al. 2008; Soderberg et al. 2008). According to the synchrotron model for GRB emissions (Sari, Piran & Narayan 1998), $F_{\nu} \propto \nu^{\alpha}$ with $\alpha \leq 1/3$. Then, combination with the power-law fit to

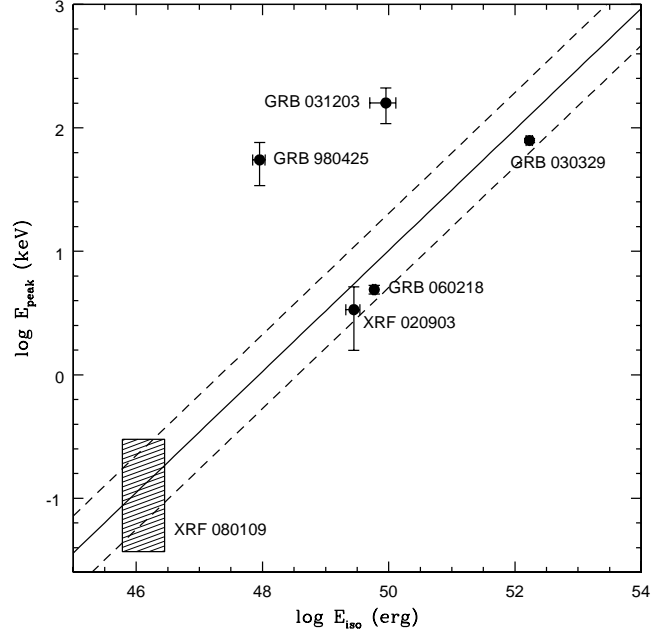


Figure 2. The peak spectral energy versus the isotropic equivalent energy in 1–10000 keV for nearby long-duration GRBs. The solid line is the $E_{\text{iso}}-E_{\text{peak}}$ relation obtained from a power-law fit to 41 long-duration cosmological GRBs (Amati 2006). The two dashed lines delineate the region of a logarithmic deviation of 0.3 (2σ) in E_{peak} . For XRF 080109, $E_{\text{iso}} \approx 1.3^{+1.5}_{-0.7} \times 10^{46}$ erg, and E_{peak} is in the range of 0.037–0.3 keV (see text). XRF 080109 appears to be consistent with the Amati relation. GRBs 980425 and 031203 are well-known outliers to the $E_{\text{iso}}-E_{\text{peak}}$ relation.

the XRT spectrum leads to a constraint on E_{peak} : $E_{\text{peak}} > 0.037$ keV. Hence we have $0.037 \text{ keV} < E_{\text{peak}} < 0.3 \text{ keV}$.

The power-law spectral fit leads to a total isotropic-equivalent energy $E_{\text{iso}} = 1.3^{+1.5}_{-0.7} \times 10^{46}$ erg in the rest frame of the burst. This value of E_{iso} , together with the constraint on the peak spectral energy obtained above, makes XRF 080109 agree with the $E_{\text{iso}}-E_{\text{peak}}$ relation of Amati (2006) (see Fig. 2). Alternatively, from the value of E_{iso} for XRF 080109, the Amati relation implies that the peak spectral energy of XRF 080109 should be $E_{\text{peak}} \approx 0.12^{+0.23}_{-0.089}$ keV, in good agreement with the constraint inferred from the XRT and UVOT data.

The bolometric lightcurve of SN 2008D in the early stage was derived from the UVOT data and modeled by Soderberg et al. (2008). The peak of the lightcurve occurred at about 20 day after the explosion, with a peak bolometric magnitude ≈ -16.65 (corresponding to a maximum bolometric luminosity $\approx 1.4 \times 10^{42}$ erg s^{-1}). Fitting the lightcurve by an analytic model of SN emission powered by the radioactive decay of ^{56}Ni and ^{56}Co yielded a ^{56}Ni mass synthesized in the explosion between 0.05 and $0.1M_{\odot}$ (Soderberg et al. 2008). These results, together with the peak spectral energy of XRF 080109 derived from the XRT and UVOT data, indicate that XRF 080109/SN 2008D agree with the relation between the peak spectral energy of GRBs and the maximum bolometric luminosity or the nickel mass in the ejecta of the underlying SNe derived by Li (2006), as shown in Figs. 3 and 4 (where the central value of E_{peak} is 0.12 keV estimated by the Amati relation).

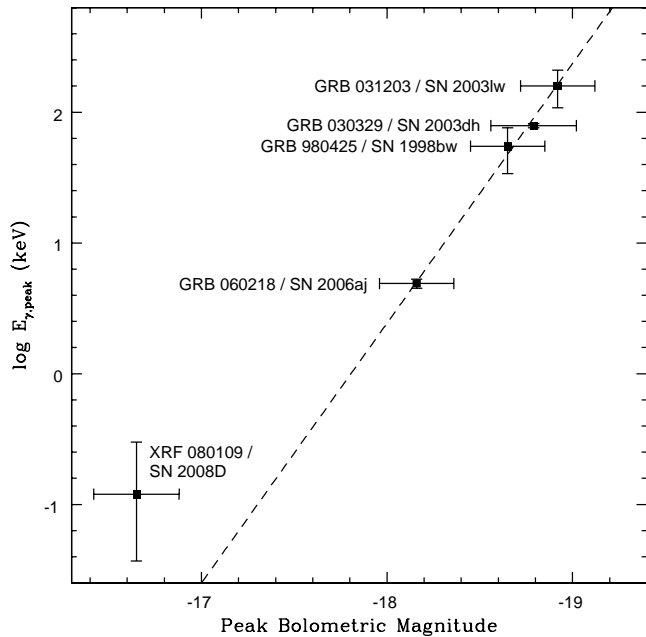


Figure 3. Relation between the peak spectral energy of GRBs and the peak bolometric magnitude of the underlying SNe (Li 2006, with the addition of XRF 080109/SN 2008D). The straight dashed line is the best fit to the four pairs of GRBs/SNe (980425/1998bw, 030329/2003dh, 031203/2003lw, and 060218/2006aj) with spectroscopically confirmed connection (eq. 1 in Li 2006).

All known nearby GRBs/XRFs with SNe have strong radio emissions, including GRBs 980425, 030329, 031203, 060218, and XRF 020903.² Radio emissions have also been detected for XRF 080109/SN 2008D, although not as bright as the other GRB-SNe (Soderberg et al. 2008). The peak radio luminosities at 6 cm ($L_{\nu,6\text{cm}}$) of the six GRBs/XRFs are plotted in Fig. 5, versus their average luminosity of the prompt emission in the X-ray and gamma-ray band ($L_{X-\gamma}$). The data suggest a correlation between the radio luminosity and the X-ray/gamma-ray luminosity, i.e., brighter GRBs/XRFs tend to have a larger radio luminosity.

Type Ic SN 1994I and SN 2002ap were also detected in radio band, although no GRBs/XRFs have been found to be associated with them. With the relation between the peak spectral energy of GRBs and the maximum bolometric luminosity of the underlying SNe (or the mass of ^{56}Ni generated in the SN ejecta), the peak spectral energy of the potential XRFs associated with SN 1994I and SN 2002ap was derived to be 0.07 keV (or 0.12 keV) and 0.016 keV (or 0.19 keV), respectively (Li 2006). Using the Amati relation, the peak spectral energy can be converted to the isotropic-equivalent energy in the 1-10000 keV band. Assuming a duration of 600 s (the same duration of XRF 080109) for these potential faint bursts, the average luminosity of the prompt emission in the X-ray/gamma-ray band can be calculated. The

² A supernova has been claimed being detected in the afterglow of XRF 020903 (Soderberg et al. 2005; Bersier et al. 2006), which is fainter than SN 1998bw by 0.6–0.8 mag at the peak in the R -band. However, the bolometric magnitude could not be obtained due to the lack of data in other filters.

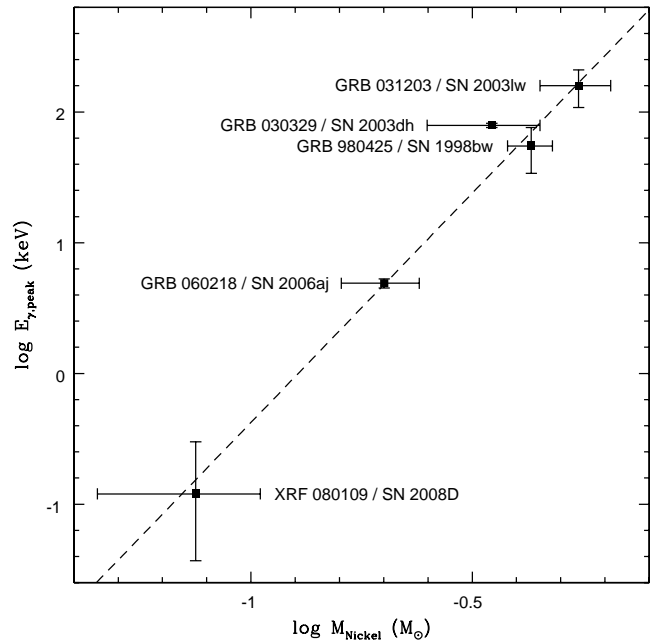


Figure 4. Relation between the peak spectral energy of GRBs and the mass of ^{56}Ni generated in the ejecta of the underlying SNe (Li 2006, with the addition of XRF 080109/SN 2008D). The straight dashed line is the best fit to the four pairs of GRBs/SNe with spectroscopically confirmed connection (caption of fig. 3 in Li 2006).

peak radio luminosities of SN 1994I and SN 2002ap and the derived average luminosities of their potential bursts in the X-ray/gamma-ray band are shown Fig. 5 by open circles. It appears that they follow the trend of the $L_{\nu,6\text{cm}}-L_{X-\gamma}$ relation suggested by the nearby GRBs/XRFs.

5 HOW ARE SPHERICAL GRBs/XRFs PRODUCED?

In the standard collapsar model of long-duration GRBs (MacFadyen & Woosley 1999; MacFadyen, Woosley & Heger 2001), it is assumed that after the core-collapse of the progenitor star a torus is formed surrounding a rapidly rotating black hole. A bipolar relativistic fireball outflow powered either by the accretion energy of the torus or the spin energy of the black hole is generated, and collimated into two oppositely-directed jets moving along the spin axis of the hole. The fireball is presumably highly nonhomogeneous and composed of a number of outward moving shells. The collision between the shells produces the prompt gamma-ray emission, and the collision between the shells and the surrounding medium produces the afterglow emission (the so-called internal/external-shock model, Piran 2004). In this model, collimation of the outflow is essential for avoiding baryon loading and maintaining a large Lorentz factor (> 100).

However, it appears that some GRBs are spherical. An investigation on the relation between the jet opening angle and the peak spectral energy of GRBs revealed that they are anti-correlated (Lamb, Donaghy & Graziani 2005; Li 2006). That is, GRBs with softer spectra have larger jet opening angles i.e. weakly collimated outflows.

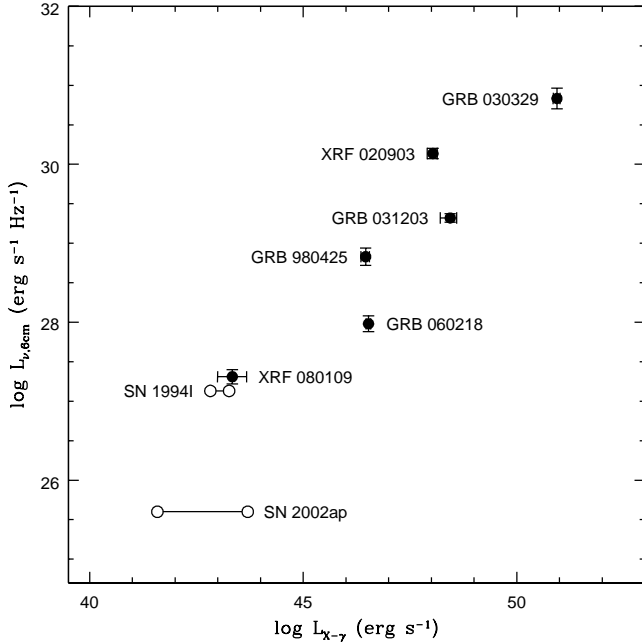


Figure 5. The peak radio luminosity at 6 cm versus the average luminosity in the X-ray/gamma-ray band for several local GRBs/XRFs and normal Type Ibc SNe. SN 1994I and SN 2002ap do not have detected GRBs/XRFs. The X-ray/gamma-ray luminosity of the potential bursts associated with them was derived from their peak bolometric luminosity (left circle) and their nickel mass (right circle; see text for details). References for the radio luminosity are: Björnsson & Fransson (2004) (SN 2002ap), van der Horst et al. (2007) (GRB 030329), Soderberg et al. (2004a) (XRF 020903), Soderberg et al. (2004b) (GRB 031203), Soderberg et al. (2006b) (XRF 060218), Soderberg et al. (2008) (XRF 080109), and Weiler et al. (2002) (GRB 980425, SN 1994I).

For GRBs/XRFs with a peak spectral energy < 40 keV (in the burst frame), the jet opening angle inferred from the anti-correlation is so large that the burst outflow should be spherical (Li 2006). This is consistent with the radio observation on XRF 020903 ($E_{\text{peak}} \approx 3.4$ keV) and GRB 060218 ($E_{\text{peak}} \approx 4.9$ keV) (Soderberg et al. 2004a, 2006b). XRF 080109 has a spectrum softer than that of XRF 020903 and GRB 060218, hence the outflow of it should also be spherical. This is consistent with the conclusion that SN 2008D has a non-relativistic ejecta as inferred from its radio emission (Soderberg et al. 2008).

Obviously, the standard internal/external-shock fireball model does not apply to GRBs/XRFs with a spherical outflow, since a spherical fireball outflow cannot avoid baryon loading efficiently: it must pass through the dense SN ejecta. Then, an unavoidable result of a spherical GRB/XRF is that the outflow which produces the burst and the afterglow cannot have a very large Lorentz factor. Due to the loss of energy to the SN ejecta, the burst would be very sub-energetic compared to normal GRBs. In other words, a spherical GRB/XRF would have a low luminosity and soft spectrum, and be at most mildly relativistic.

Whether a spherical explosion can produce a GRB-like event is a question. The GRB fireball is trapped inside the heavy SN envelope so the energy of it may well be dissi-

pated by the SN envelope without producing a GRB/XRF. However, two possible scenarios for producing a GRB/XRF from a spherical configuration can be imagined.

Scenario A. When a light fluid is accelerated into a heavy fluid, which is just the case of a spherical GRB explosion as outlined above, the Rayleigh-Taylor instability occurs (Drazin & Reid 2004). The Rayleigh-Taylor instability has been proposed as a mechanism for driving SN explosion (Buchler, Livio & Colgate 1980; Smarr et al. 1981), and a mechanism for the mixing of elements in SN explosion (Hachisu et al. 1990, 1991; Mueller & Janka 1997). In the case of a spherical GRB/SN explosion, the GRB fireball may emerge from the SN envelope through the Rayleigh-Taylor instability, then produce a GRB/XRF through either the internal-shock or the external-shock interaction.

Scenario B. The initial GRB fireball is killed by the SN envelope and the fireball energy is added to the SN explosion energy. A small fraction of the outer layer of the SN envelope is accelerated by the enhanced SN shock wave to a mildly relativistic velocity and generates a low-luminosity GRB/XRF via interaction with surrounding matter. This GRB-production mechanism through acceleration of the SN outer layer has been proposed by Matzner & McKee (1999) and Tan et al. (2001) for explaining the prompt emission of GRB 980425. Applying the formulae for this mechanism (Tan et al. 2001) to SN 2008D, with an assumption of the SN explosion energy $E_{\text{in}} \approx 3 \times 10^{51}$ erg, the ejected mass $M_{\text{ej}} \approx 4M_{\odot}$ (Soderberg et al. 2008), and the progenitor mass $M_{\star} \approx 6M_{\odot}$, a total kinetic energy $\approx 4 \times 10^{46}$ erg is obtained for ejecta with a velocity $> 0.5c$. This energy is enough to account for the total X-ray energy emitted by XRF 080109. However, this mechanism is not able to explain GRB 060218, which has a total isotropic energy $\approx 6 \times 10^{49}$ erg emitted in X-ray/gamma-ray, exceeding the predicted kinetic energy by three orders of magnitude [with $E_{\text{in}} \approx 2 \times 10^{51}$ erg, $M_{\text{ej}} \approx 2M_{\odot}$, and $M_{\star} \approx 3.3M_{\odot}$ adopted from Mazzali et al. (2006)].

6 SUMMARY AND CONCLUSIONS

The X-ray transient event 080109 in NGC 2770 is the first-ever X-ray flash discovered in a normal core-collapse supernova. It emitted an energy of $E_{\text{X}} \approx 1.3 \times 10^{46}$ erg in the *Swift* XRT's 0.3–10 keV band in a duration of ~ 600 s. The XRT spectrum of XRF 080109 is well fitted by an absorbed power-law model with a photon index ≈ 2.3 . In combination with the upper limit of the UVOT observation during the prompt emission phase, the XRT spectral fit leads to a constraint on the peak spectral energy of XRF 080109: $0.037 \text{ keV} < E_{\text{peak}} < 0.3 \text{ keV}$. The total isotropic-equivalent energy in 1–10000 keV in the rest frame of the burst is $E_{\text{iso}} \approx 1.3 \times 10^{46}$ erg. With the above values of E_{iso} and E_{peak} , XRF 080109 is consistent with the Amati $E_{\text{iso}}-E_{\text{peak}}$ relation.

Although the XRT spectrum of XRF 080109 can also be fitted with an absorbed double blackbody model, the photospheric radius derived from the luminosity and the temperature of each blackbody component rules out a SN shock breakout interpretation for the burst. For SN shock breakout from a Wolf-Rayet progenitor star, the radius where the shock breakout occurs is expected to be not smaller than

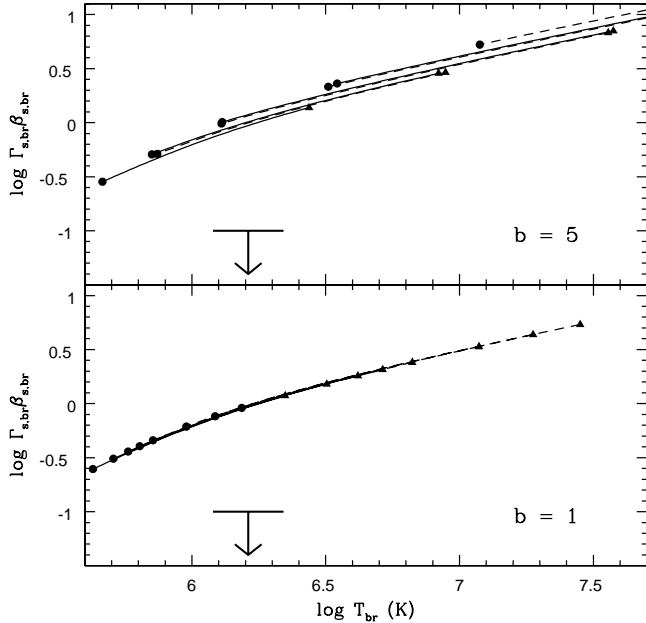


Figure 6. The predicted momentum of shock wave at breakout for SN 2006aj, versus the breakout temperature (for the meaning of parameters please refer to Li 2007a). Solid lines correspond to opacity $\kappa_w = 0.2 \text{ cm}^2 \text{ g}^{-1}$. Dashed lines correspond to $\kappa_w = 1 \text{ cm}^2 \text{ g}^{-1}$. Different solid lines (and different dashed lines) in the same panel correspond to different values of parameter ϵ : 10^{-1} , 10^{-2} , 10^{-3} and 10^{-4} (upward). Along each line the stellar radius R_* varies from $1R_\odot$ (the triangle) to $100R_\odot$ (the point). It is assumed that the SN involves explosion energy $E_{in} = 2 \times 10^{51}$ erg and ejected mass $M_{ej} = 2M_\odot$ (Mazzali et al. 2006). The horizontal line with a downward arrow denotes the measured temperature and photosphere velocity of GRB 060218.

several solar radii. But the photospheric radii derived for the two blackbody components are much smaller than the solar radius. Similarly, for the case of GRB 060218, the shock breakout interpretation for the blackbody component in the early X-ray and UV-optical emissions (Campana et al. 2006) is not valid because of the extremely long duration and large energy of the blackbody component (Li 2007a) as well as the inconsistency of the calculated photospheric velocity with the model (Fig. 6).

In combination with the fact that the high energy observation by the BAT/*Swift* has ruled out a GRB X-ray flare interpretation, the above facts strongly support the claim that the X-ray transient 080109 is an XRF from a normal core-collapse supernova.

The SN associated with it, SN 2008D, is a normal Type Ibc SN in terms of its peak luminosity and the optical spectra, in contrast to other GRB-SNe like SN 1998bw. Adopting the peak bolometric luminosity and the mass of nickel in the ejecta of SN 2008D derived by Soderberg et al. (2008), XRF 080109/SN 2008D is consistent with the relation between the peak spectral energy of GRBs and the peak bolometric luminosity or the mass of nickel of the underlying SNe proposed by Li (2006). The radio observation on XRF 080109 puts it in a place in the plane of the X-ray/gamma-ray luminosity versus the radio luminosity that agrees with the overall trend of nearby GRBs/SNe.

The very soft spectrum of XRF 080109 indicates that

the fireball outflow associated with it is more or less spherical. How a spherical fireball plows through a dense environment of the SN envelope and makes a ‘spherical GRB’ is discussed. In addition to the model that a fraction of mass in the outer layer of the SN envelope is accelerated by the shock wave to a mildly relativistic speed which then produces a faint GRB via interaction with the surrounding matter (Tan et al. 2001), a new scenario is proposed which assumes that the low-density fireball emerges from the SN envelope via the Rayleigh-Taylor instability. During its way of pushing the heavy envelope aside, the fireball loses energy and gets mass from the SN envelope. Then an intrinsically faint and spectroscopically soft burst is produced by the mildly relativistic or sub-relativistic fireball via the internal/external shock interaction.

The detection of an XRF in a normal core-collapse SN extends the connection between GRBs/XRFs and SNe. It may suggest that every Type Ibc (maybe Type II also) SN has a GRB/XRF associated with it. If this is true, events like XRF 080109 would occur at a rate comparable to that of SNe Ibc, $\sim 10^{-3} \text{ yr}^{-1}$ in an average galaxy (Podsiadlowski et al. 2004).

For a normal core-collapse SN that is not as bright as SN 1998bw, it is expected that the XRF associated with it has a spectrum peaked in the UV to X-ray band and total energy of 10^{44} – 10^{48} erg (Li 2006). A wide-field soft X-ray telescope devoted to the detection of soft X-ray flares will be very fruitful in discovering these very soft XRFs. The detection of them is very important for understanding the nature of the GRB-SN connection, the emission mechanism of low-luminosity XRFs, and the explosion mechanism of core-collapse SNe.

The design and launch of such a telescope is also important for detecting other three types of events: (1) Shock breakout in SNe Ibc (Li 2007a), which is the first observable electromagnetic signal from a core-collapse SN and should occur ahead of the XRF; (2) Thermal precursors of normal GRBs (Li 2007b), the detection of which will give us a chance to obtain a complete multi-wavelength observation on GRBs starting from the prompt emission phase (e.g., Cenko et al. 2006); (3) Bright GRBs at very high redshift ($z > 10$) whose peak spectral energy is shifted to the soft X-ray range by the cosmic redshift effect.

ACKNOWLEDGMENTS

The author thanks Bin-Bin Zhang for help in data reduction, Jinsong Deng, Yi-Zhong Fan, Daniele Malesani, and Bing Zhang for useful communications. He also thanks the referee (Elena Pian) for a very helpful report which has led to significant improvements to the presentation of the paper.

REFERENCES

- Amati L., 2006, MNRAS, 372, 233
- Anupama G. C., Sahu D. K., Deng J., Nomoto K., Tomimaga N., Tanaka M., Mazzali P. A., Prabhu T. P., 2005, ApJ, 631, L125
- Berger E., Soderberg A. M., 2008, ATEL 1353
- Bersier D. et al., 2006, ApJ, 643, 284

- Björnsson C.-I., Fransson C., 2004, *ApJ*, 605, 823
 Blondin S., Matheson T., Modjaz M., 2008, *GCN* 7173
 Bloom J. S. et al., 1999, *Nat*, 401, 453
 Buchler J. R., Livio M., Colgate S. A., 1980, *Space Sci. Rev.*, 27, 571
 Burrows D. N. et al., 2008, *GCN* 7179
 Campana S. et al., 2006, *Nat*, 442, 1008
 Cenko S. B. et al., 2006, *ApJ*, 652, 490
 Cobb B. E., Bailyn C. D., van Dokkum P. G., Natarajan P., 2006, *ApJ*, 645, L113
 Cobb B. E., Bailyn C. D., van Dokkum P. G., Buxton M. M., Bloom J. S., 2004, *ApJ*, 608, L93
 Della Valle M., 2006, in Holt S. S., Gehrels N., Nousek J. A., eds, *Gamma-Ray Bursts in the Swift Era*, Sixteenth Maryland Astrophysics Conference. AIP, NY, p. 367
 Della Valle M. et al., 2006, *Nat*, 444, 1050
 Deng J., Zhu Y., 2008, *GCN* 7160
 Drazin P. G., Reid W. H., 2004, *Hydrodynamic Stability*. Cambridge Univ. Press, Cambridge, p. 19
 Fynbo J. P. U., Malesani D., Augusteijn T., Niemi S.-M., 2008, *GCN* 7186
 Fynbo J. P. U. et al., 2006, *Nat*, 444, 1047
 Galama T. J. et al., 1998, *Nat*, 395, 670
 Gehrels N. et al., 2006, *Nat*, 444, 1044
 Granot J., Loeb A., 2003, *ApJ*, 593, L81
 Hachisu I., Matsuda T., Nomoto K., Shigeyama T., 1990, *ApJ*, 358, L57
 Hachisu I., Matsuda T., Nomoto K., Shigeyama T., 1991, *ApJ*, 368, L27
 Hjorth J. et al., 2003, *Nat*, 423, 847
 Immler S. et al. 2008, *GCN* 7168
 Imshennik V. S., Nadëzhin D. K., 1989, *Ap. Space Phys. Rev.*, 8, 1
 Iwamoto K. et al., 1998, *Nat*, 395, 672
 Kong A. K. H., Maccarone T. J., 2008, *ATEL* 1355
 Lamb D. Q., Donaghy T. Q., Graziani C., 2005, *ApJ*, 620, 355
 Levinson A., Ofek E. O., Waxman E., Gal-Yam A., 2002, *ApJ*, 576, 923
 Li L.-X., 2006, *MNRAS*, 372, 1357
 Li L.-X., 2007a, *MNRAS*, 375, 240
 Li L.-X., 2007b, *MNRAS*, 380, 621
 Li W., Chornock R., Foley R. J., Filippenko A. V., Modjaz M., Poznanski D., Bloom J. S., 2008, *GCN* 7176
 MacFadyen A. I., Woosley S. E., 1999, *ApJ*, 524, 262
 MacFadyen A. I., Woosley S. E., Heger A., 2001, *ApJ*, 550, 410
 Malesani D. et al., 2003, *ApJ*, 609, L5
 Malesani D. et al., 2008a, *GCN* 7169
 Malesani D. et al., 2008b, *GCN* 7184
 Matzner C. D., McKee C. F., 1999, *ApJ*, 510, 379
 Mazzali P. A., Deng J., Nomoto K., Pian E., Tominaga N., Tanaka M., Maeda K., 2006, *Nat*, 442, 1018
 Mazzali P. A. et al., 2003, *ApJ*, 599, L95
 Mirabal N., Halpern J. P., An D., Thorstensen J. R., Terndrup D. M., 2006, *ApJ*, 643, L99
 Modjaz M., Kirshner R., Challis P., Berlind P., 2005, *IAU Circ.* 8522
 Modjaz M., Chornock R., Foley R. J., Filippenko A. V., Li W., Stringfellow G., 2008, *GCN* 7212
 Modjaz M. et al., 2006, *ApJ*, 645, L21
 Mueller E., Janka H.-T., 1997, *A&A*, 317, 140
 Nomoto K., Tanaka M., Tominaga N., Maeda K., Mazzali P. A., 2008, *New Astro. Rev.*, in press (arXiv:0707.2219)
 Paczyński B., 2001, *Acta Astron.*, 51, 1
 Page K. L., Immler S., Beardmore A. P., Burrows D. N., Gehrels N., Soderberg A., Berger E., 2008, *GCN Report* 110.1
 Pian E. et al., 2006, *Nat*, 442, 1011
 Piran T., 2004, *Rev. Mod. Phys.*, 76, 1143
 Podsiadlowski Ph., Mazzali P. A., Nomoto K., Lazzati D., Cappellaro E., 2004, *ApJ*, 607, L17
 Sari R., Piran T., Narayan R., 1998, *ApJ*, 497, L17
 Savaglio S., 2006, *New J. Phys.*, 8, 195
 Smarr L., Wilson J. R., Barton R. T., Bowers R. L., 1981, *ApJ*, 246, 515
 Soderberg A. M. et al., 2004a, *ApJ*, 606, 994
 Soderberg A. M. et al., 2004b, *Nat*, 430, 648
 Soderberg A. M. et al., 2005, *ApJ*, 627, 877
 Soderberg A. M., Nakar E., Berger E., Kulkarni S. R., 2006a, *ApJ*, 638, 930
 Soderberg A. M. et al., 2006b, *Nat*, 442, 1014
 Soderberg A. M. et al., 2008, *Nat*, submitted (arXiv:0802.1712)
 Sollerman J. et al., 2006, *A&A*, 454, 503
 Stanek et al., 2003, *ApJ*, 591, L17
 Tan J. C., Matzner C. D., McKee C. F., 2001, *ApJ*, 551, 946
 Thomsen B. et al., 2004, *A&A*, 419, L21
 Thorstensen J. R., 2008, *ATEL* 1358
 Tominaga N. et al., 2005, *ApJ*, 633, L97
 Valenti et al., 2008a, *GCN* 7171
 Valenti et al., 2008b, *GCN* 7221
 van der Horst A. J. et al., 2007, *Phil. Trans. R. Soc. A*, 365, 1241
 Wang L., Baade D., 2005, *IAU Circ.* 8521
 Watson D., Fynbo J. P. U., Thöne C. C., Sollerman J., 2007, *Phil. Trans. R. Soc. A*, 365, 1269
 Weiler K. W., Panagia N., Montes M. J., Sramek R. A., 2002, *ARA&A*, 40, 387
 Woosley S. E., Bloom J. S., 2006, *ARA&A*, 44, 507
 Xu D., Zou Y.-C., Fan Y.-Z., 2008, *ApJL*, submitted (arXiv:0801.4325)
 Zeh A., Klose S., Hartmann D. H., 2004, *ApJ*, 609, 952
 Zhang B., 2006, *Nat*, 444, 1010

This paper has been typeset from a \TeX / \LaTeX file prepared by the author.