

# A computation in Khovanov-Rozansky Homology

Daniel Krasner

## Abstract

We investigate the Khovanov-Rozansky invariant of a certain tangle and its compositions. Surprisingly the complexes we encounter reduce to ones that are very simple. Furthermore, we discuss a “local” algorithm for computing Khovanov-Rozansky homology and compare our results with those for the “foam” version of  $sl_3$ -homology.

# 1 Introduction

In a seminal work M. Khovanov and L. Rozansky [6] introduced a series of doubly-graded link homology theories with Euler characteristic the quantum  $sl_n$ -link polynomials. The construction relied on the theory of matrix factorizations, which was previously seen in the study of maximal Cohen-Macaulay modules on isolated hypersurface singularities. For  $n = 2$  and  $n = 3$ , link homology theories with Euler characteristic the Jones polynomial and the quantum  $sl_3$  polynomial respectively, were introduced earlier by M. Khovanov in [5] and [4]. The constructions came in a very different guise, but it was easy to see that the matrix factorization version specialized to  $n = 2$  agreed with what is now known as Khovanov homology. The  $sl_3$  version is also known to be isomorphic to the the matrix factorization version [8]. Variants of these theories were described in [1], [2], [7] as well as a number of other publications. Using ideas from [3] we show that for certain classes of tangles, and hence for knots and links composed of these, the Khovanov-Rozansky complex reduces to one that is quite simple, that is one without any “thick” edges. In particular we consider the tangle in figure 1 and show that its associated complex is homotopic to the one below, with some grading shifts and basic maps which we leave out for now.

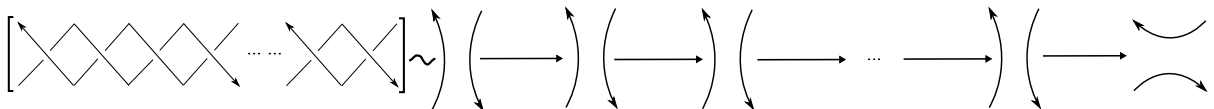


Figure 1: Our main tangle and its reduced complex

The complexes for these knots and links are entirely “local,” and to calculate the homology we only need to exploit the Frobenius structure of the underlying algebra assigned to the unknot. Hence, here the calculations and complexity is similar to that of  $sl_2$ -homology. We also discuss a general algorithm, basically the one described in [3], to compute these homology groups in a more time-efficient manner. We compare our results with similar computations in the version of  $sl_3$ -homology found in [4], which we refer to as the “foam” version (foams are certain types of cobordisms described in this paper), and giving an explicit isomorphism between the two versions. A very similar calculation in the  $sl_3$ -homology, that for the  $(2, n)$  torus knots, was first done in [9]. The paper is structured as follows: in section 2 we give a brief review of Khovanov-Rozansky homology, but assume that the reader is either familiar with the material or is willing to take a lot for granted; in section 3 through 5 we go through the main calculation; in section 6 we discuss the algorithm and “foam” version of  $sl_3$ -homology.

## Acknowledgements

Firstly, and above all, I would like to thank my advisor Mikhail Khovanov. I would also like to acknowledge Yanfeng Chen for helpful discussion and Scott Morrison for pointing me to Bar-Natan’s paper [2] and to the calculations in [9]. In addition many thanks to Jacob Rasmussen for his many helpful suggestions on the first draft.

## 2 A Review of Khovanov-Rozansky Homology

### Matrix Factorizations

Let  $R = \mathbb{Q}[x_1, \dots, x_n]$  be a graded polynomial ring in  $n$  variables with  $\deg(x_i) = 2$ , and let  $\omega \in R$ . A *matrix factorization* with *potential*  $\omega$  is a collection of two free  $R$ -modules  $M^0$  and  $M^1$  and  $R$ -module maps  $d^0 : M^0 \rightarrow M^1$  and  $d^1 : M^1 \rightarrow M^0$  such that:

$$d^0 \circ d^1 = \omega \text{ Id and } d^1 \circ d^0 = \omega \text{ Id}$$

The  $d^i$ 's are referred to as 'differentials' and we often denote such a 2-complex by

$$M = \quad M^0 \xrightarrow{d^0} M^1 \xrightarrow{d^1} M^0$$

Given two matrix factorizations  $M_1$  and  $M_2$  with potentials  $\omega_1$  and  $\omega_2$  respectively, their tensor product is given as the tensor product of complexes, and it is easy to see that  $M_1 \otimes M_2$  is a matrix factorization with potential  $\omega_1 + \omega_2$ .

To keep track of minus signs, it is convenient to assign a label to the factorization and denote it by

$$M = \quad M(\emptyset) \xrightarrow{d^0} M(a) \xrightarrow{d^1} M(\emptyset),$$

so that the tensor product of two factorizations  $M \otimes M$  can be written as

$$\begin{pmatrix} M(\emptyset) \\ M(ab) \end{pmatrix} \longrightarrow \begin{pmatrix} M(a) \\ M(b) \end{pmatrix} \longrightarrow \begin{pmatrix} M(\emptyset) \\ M(ab) \end{pmatrix}.$$

Here we are simply replacing  $M^0$  by  $M(\emptyset)$  and  $M^1$  by a label such as  $M(a)$ ; this will be useful below when we assign factorizations to plane graphs. See [6] for a more detailed treatment.

A homomorphism  $f : M \rightarrow N$  of two factorizations is a pair of homomorphisms  $f^0 : M^0 \rightarrow N^0$  and  $f^1 : M^1 \rightarrow N^1$  such that the following diagram is commutative:

$$\begin{array}{ccccc} M^0 & \xrightarrow{d^0} & M^1 & \xrightarrow{d^1} & M^0 \\ \downarrow f^0 & & \downarrow f^1 & & \downarrow f^0 \\ N^0 & \xrightarrow{d^0} & N^1 & \xrightarrow{d^1} & N^0 \end{array}$$

A homotopy  $h$  between maps  $f, g : M \rightarrow N$  of factorizations is a pair of maps  $h^i : M^i \rightarrow N^{i-1}$  such that  $f - g = h \circ d_M + d_N \circ h$  where  $d_M$  and  $d_N$  are the differentials in  $M$  and  $N$  respectively. For a detailed treatment of matrix factorizations we refer the reader to [6].

### Grading Shifts

Let  $M$  be a matrix factorization as above, with  $M^0$  and  $M^1$   $\mathbb{Z}$ -graded modules over a  $\mathbb{Z}$ -graded ring and let  $k \in \mathbb{Z}$ . Let  $M\{k\}$  be the module  $M$  with degrees shifted up by  $k$ . By  $M\langle k \rangle^i = M^{i+k}$  with  $i + k$  taken mod 2 we denote the shift in homological grading coming from the factorization. Later we will see another homological grading of our complex, arising

from the resolutions of a link diagram, and the shifted module there will be denoted by  $M[k]$ .

### Planar Graphs and Matrix Factorizations

Our graphs are embedded in a disk and have two types of edges, unoriented and oriented. Unoriented edges are called “thick” and drawn accordingly; each vertex adjoining a thick edge has either two oriented edges leaving it or two entering. In figure 3 left  $x_1, x_2$  are outgoing and  $x_3, x_4$  are incoming. Oriented edges are allowed to have marks and we also allow closed loops; points of the boundary are also referred to as marks. See for example figure 2 below. To such a graph  $\Gamma$  we assign a matrix factorization in the following manner:

To a thick edge  $t$  as in figure 3 left we assign a factorization  $C_t$  with potential  $\omega_t = x_1^{n+1} + x_2^{n+1} - x_3^{n+1} - x_4^{n+1}$  over the ring  $R_t = \mathbb{Q}[x_1, x_2, x_3, x_4]$ . Since  $x^{n+1} + y^{n+1}$  lies in the ideal generated by  $x + y$  and  $xy$  we can write it as a polynomial  $g(x + y, xy)$ . Hence,  $\omega_t$  can be written as

$$\omega_t = (x_1 + x_2 - x_3 - x_4)u_1 + (x_1x_2 - x_3x_4)u_2$$

where

$$u_1 = \frac{x_1^{n+1} + x_2^{n+1} - g(x_3 + x_4, x_1x_2)}{x_1 + x_2 - x_3 - x_4},$$

$$u_2 = \frac{g(x_3 + x_4, x_1x_2) - x_3^{n+1} - x_4^{n+1}}{x_1x_2 - x_3x_4}.$$

$C_t$  is the tensor product of graded factorizations

$$R_t \xrightarrow{u_1} R_t\{1 - n\} \xrightarrow{x_1 + x_2 - x_3 - x_4} R_t$$

and

$$R_t \xrightarrow{u_2} R_t\{3 - n\} \xrightarrow{x_1x_2 - x_3x_4} R_t.$$

To an arc  $\alpha$  bounded by marks oriented from  $j$  to  $i$  we assign the factorization  $L_j^i$

$$R_\alpha \xrightarrow{\pi_{ij}} R_\alpha \xrightarrow{x_i - x_j} R_\alpha,$$

where  $R_\alpha = \mathbb{Q}[x_i, x_j]$  and

$$\pi_{ij} = \frac{x_i^{n+1} - x_j^{n+1}}{x_i - x_j}.$$

Finally, to an oriented loop with no marks we assign the complex  $0 \rightarrow A \rightarrow 0 = A\langle 1 \rangle$  where  $A = \mathbb{Q}[x]/(x^n)$ . [Note: to a loop with marks we assign the tensor product of  $L_j^i$ 's as above, but this turns out to be isomorphic to  $A\langle 1 \rangle$  in the homotopy category.]

We define  $C(\Gamma)$  to be the tensor product of  $C_t$  over all thick edges  $t$ ,  $L_j^i$  over all edges  $\alpha$  from  $i$  to  $j$ , and  $A\langle 1 \rangle$  over all oriented markless loops. This tensor product is taken over appropriate rings such that  $C[\Gamma]$  is a free module over  $R = \mathbb{Q}[x_i]$  where the  $x_i$ 's are marks. For example to the graph in figure 2 we assign  $C(\Gamma) = L_4^7 \otimes C_{t_1} \otimes L_6^3 \otimes C_{t_2} \otimes L_8^{10} \otimes A\langle 1 \rangle$

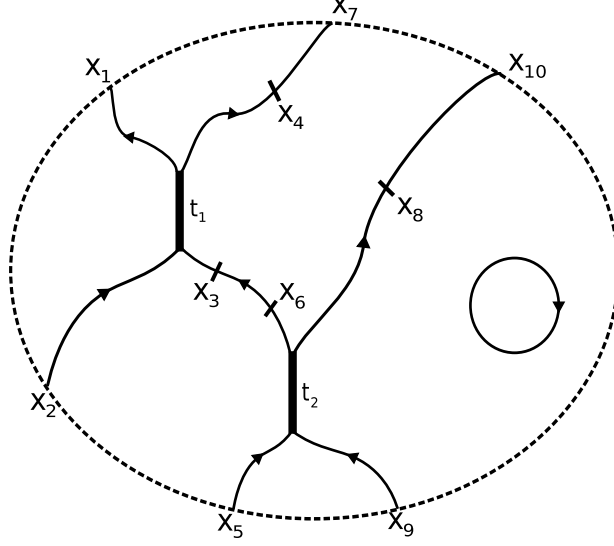


Figure 2: A planar graph

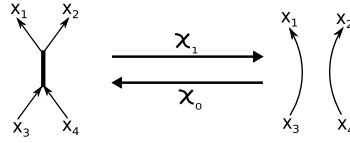


Figure 3: Maps  $\chi_0$  and  $\chi_1$

tensor over  $\mathbb{Q}[x_4]$ ,  $\mathbb{Q}[x_3]$ ,  $\mathbb{Q}[x_6]$ ,  $\mathbb{Q}[x_8]$  respectively.  $C(\Gamma)$  becomes a  $\mathbb{Z} \oplus \mathbb{Z}_2$ -graded complex with the  $\mathbb{Z}_2$ -grading coming from the factorization. It has potential  $\omega = \sum_{i \in \partial\Gamma} \pm x_i^{n+1}$ , where

$\partial\Gamma$  is the set of all boundary marks and the  $+$ ,  $-$  is determined by whether the direction of the edge corresponding to  $x_i$  is towards or away from the boundary. [Note: if  $\Gamma$  is a closed graph the potential is zero.]

### The maps $\chi_0$ and $\chi_1$

We now define maps between matrix factorizations associated to the thick edge and two disjoint arcs as in figure 3. Let  $\Gamma^0$  correspond to the two disjoint arcs and  $\Gamma^1$  to the thick edge.

$C(\Gamma^0)$  is the tensor product of  $L_4^1$  and  $L_3^2$ . If we assign labels  $a$ ,  $b$  to  $L_4^1$ ,  $L_3^2$  respectively, the tensor product can be written as

$$\begin{pmatrix} R(\emptyset) \\ R(ab)\{2-2n\} \end{pmatrix} \xrightarrow{P_0} \begin{pmatrix} R(a)\{1-n\} \\ R(b)\{1-n\} \end{pmatrix} \xrightarrow{P_1} \begin{pmatrix} R(\emptyset) \\ R(ab)\{2-2n\} \end{pmatrix},$$

where

$$P_0 = \begin{pmatrix} \pi_{14} & x_2 - x_3 \\ \pi_{23} & x_4 - x_1 \end{pmatrix}, P_1 = \begin{pmatrix} x_1 - x_4 & x_2 - x_3 \\ \pi_{23} & -\pi_{14} \end{pmatrix},$$

$$\pi_{ij} = \sum_{k=0}^n x_i^k x_j^{n-k}.$$

Assigning labels  $a'$  and  $b'$  to the two factorizations in  $C(\Gamma^1)$ , we have that  $C(\Gamma^1)$  is given by

$$\begin{pmatrix} R(\emptyset)\{-1\} \\ R(a'b')\{3-2n\} \end{pmatrix} \xrightarrow{Q_1} \begin{pmatrix} R(a')\{n\} \\ R(b')\{2-n\} \end{pmatrix} \xrightarrow{Q_2} \begin{pmatrix} R(\emptyset)\{-1\} \\ R(a'b')\{3-2n\} \end{pmatrix},$$

where

$$Q_1 = \begin{pmatrix} u_1 & x_1x_2 - x_3x_4 \\ u_2 & x_3 + x_4 - x_1 - x_2 \end{pmatrix}, Q_2 = \begin{pmatrix} x_1 + x_2 - x_3 - x_4 & x_1x_2 - x_3x_4 \\ u_2 & -u_1 \end{pmatrix}.$$

A map between  $C(\Gamma^0)$  and  $C(\Gamma^1)$  can be given by a pair of  $2 \times 2$  matrices. Define  $\chi_0 : C(\Gamma^0) \rightarrow C(\Gamma^1)$  by

$$U_0 = \begin{pmatrix} x_1 - x_3 & 0 \\ \frac{u_1 + x_1u_2 - \pi_{23}}{x_1 - x_4} & 1 \end{pmatrix}, U_1 = \begin{pmatrix} x_1 & -x_3 \\ -1 & 1 \end{pmatrix},$$

and  $\chi_1 : C(\Gamma^1) \rightarrow C(\Gamma^0)$  by

$$V_0 = \begin{pmatrix} 1 & 0 \\ \frac{u_1 + x_1u_2 - \pi_{23}}{x_4 - x_1} & x_1 - x_3 \end{pmatrix}, V_1 = \begin{pmatrix} 1 & x_3 \\ 1 & x_1 \end{pmatrix}.$$

These maps have degree 1. Computing we see that the composition  $\chi_1\chi_0 = (x_1 - x_3)I$ , where  $I$  is the identity matrix, i.e.  $\chi_1\chi_0$  is multiplication by  $x_1 - x_3$ . Similarly  $\chi_0\chi_1 = (x_4 - x_2)I$ . [Note: these are specializations of the maps  $\chi_0$  and  $\chi_1$  given in [6], with  $\lambda = 0$  and  $\mu = 1$ . As these maps are homotopic for any rational value of  $\lambda$  and  $\mu$  we are free to do so.]

Define the trace  $\varepsilon : \mathbb{Q}[x]/(x^n) \rightarrow \mathbb{Q}$  as  $\varepsilon(x^i) = 0$  for  $i \neq n-1$  and  $\varepsilon(x^{n-1}) = 1$ . The unit  $\iota : \mathbb{Q} \rightarrow \mathbb{Q}[x]/(x^n)$  is defined by  $\iota(1) = 1$ .

The relations between  $C(\Gamma)$ 's mimic the graph skein relations, see for example [6], and we list the ones needed below.

**Direct Sum Decomposition 0:**

$$\begin{array}{ccc} \bigoplus_{i=0}^{n-1} \langle \mathbb{D} \emptyset \rangle_{\{-n+1+2i\}} & \xrightarrow{D_0} & \bigcirc \\ \bigcirc & \xrightarrow{D_0^{-1}} & \bigoplus_{i=0}^{n-1} \langle \mathbb{D} \emptyset \rangle_{\{n-1-2i\}} \end{array}$$

where  $D_0 = \sum_{i=0}^{n-1} x^i \iota$  and  $D_0^{-1} = \sum_{i=0}^{n-1} \varepsilon x^{n-1-i}$ .

By the pictures above, we really mean the complexes assigned to them, i.e.  $\emptyset\langle 1 \rangle$  is the complex with  $\mathbb{Q}$  sitting in homological grading 1 and the unknot is the complex  $A\langle 1 \rangle$  as above. The map  $x^i \iota$  is a composition of maps

$$A\langle 1 \rangle \xrightarrow{x^i} \langle 1 \rangle \xrightarrow{\iota} \emptyset\langle 1 \rangle,$$

where  $x^i$  is multiplication and  $\iota$  is the unit map, i.e.  $x^i \iota$  is the map

$$\mathbb{Q}[x]/(x^n) \xrightarrow{x^i} \mathbb{Q}[x]/(x^n) \xrightarrow{\iota} \mathbb{Q}.$$

Similar with  $\varepsilon x^{n-1-i}$ . It is easy to check that the above maps are grading preserving and their composition is the identity.

### Direct Sum Decomposition I:

The diagram shows a map  $D_1$  from a single arc diagram (a circle with a vertical line segment labeled  $x_1$  and two endpoints labeled  $x_2$  and  $x_3$ ) to a direct sum of arc diagrams. The direct sum is represented by a circle with a vertical line segment labeled  $x_1$  and two endpoints labeled  $x_2$  and  $x_3$ , with a summation symbol  $\bigoplus_{j=0}^{n-2}$  and a set notation  $\langle \{2-n+2j\} \rangle$ .

where  $D_1 = \sum_{i=0}^{n-2} \beta x_1^{n-i-2}$  and  $D_1^{-1} = \sum_{i=0}^{n-2} \sum_{j=0}^i x_1^j x_2^{i-j} \alpha$  with  $\alpha := \chi_0 \circ \iota'$  and  $\beta := \varepsilon' \circ \chi_1$ .

Here  $\iota' = \iota \otimes Id$  and  $\varepsilon' = \varepsilon \otimes Id$ ; the  $Id$  corresponds to the arc with endpoints labeled by  $x_2, x_3$ , i.e  $\iota'$  is the map that includes the single arc diagram into one with the unknot and single arc disjoint, see figure 4. Similar with  $\varepsilon'$  in the right half of figure 5.

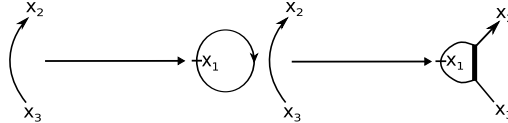


Figure 4: The map  $\alpha$

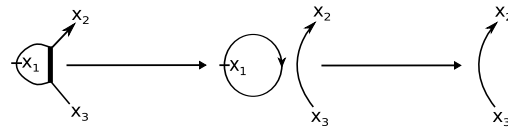
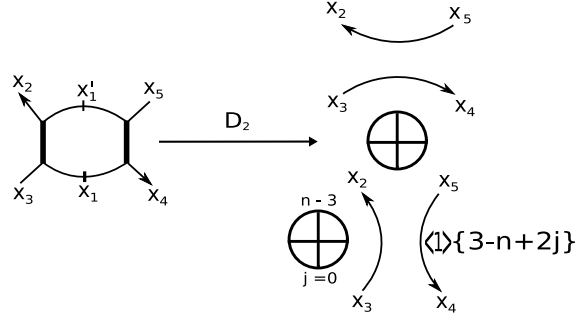


Figure 5: The map  $\beta$

## Direct Sum Decomposition II:



where  $D_2 = S \oplus \sum_{j=0}^{n-3} \beta_j$  and  $\beta_j = \sum_{j=0}^{n-3} \beta \sum_{a+b+c=n-3-j} x_2^a x_4^b x_1^c$ .

Here  $\beta$  is given by the composition of two  $\chi_1$ 's, corresponding to the two thick edges on the left-hand side above, and the trace map  $\varepsilon$ , see figure 6. Finally  $S$  is gotten by “merging” the thick edges together to form two disjoint horizontal arcs, as in the top right-hand corner above; an exact description of  $S$  won't really matter so we will not go into details and refer the interested reader to [6].

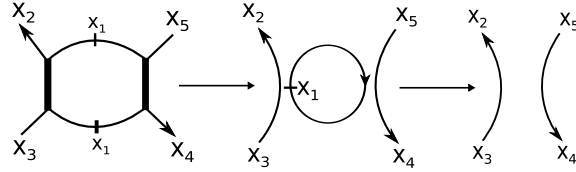


Figure 6: The map  $\beta$



## Tangles and complexes

We resolve a crossing  $p$  in the two ways and assign to it a complex  $C^p$  depending on whether the crossing is positive or negative. To a diagram  $D$  representing a tangle  $L$  we assign the complex  $C(D)$  of matrix factorization which is the tensor product of  $C^p$ , over all crossings  $p$ , of  $L_j^i$  over arcs  $j \rightarrow i$ , and of  $A\langle 1 \rangle$  over all crossingless markless circles in  $D$ . The tensor product is taken as before so that  $C(D)$  is free and of finite rank as an  $R$ -module. This complex is  $\mathbb{Z} \oplus \mathbb{Z} \oplus \mathbb{Z}_2$  graded.

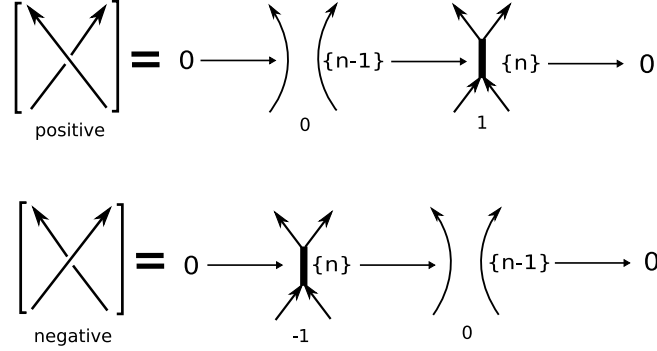


Figure 7: Complexes associated to pos/neg crossings; the numbers below the diagrams are cohomological degrees.

**Theorem 1.** (Khovanov-Rozansky, [6]) *The isomorphism class of  $C(D)$  up to homotopy is an invariant of the tangle.*

If  $L$  is a link the cohomology groups are nontrivial only in degree equal to the number of components of  $L$  mod 2. Hence, the grading reduces to  $\mathbb{Z} \oplus \mathbb{Z}$ . The resulting cohomology groups are denoted by

$$H_n(D) = \bigoplus_{i,j \in \mathbb{Z}} H_n^{i,j}(D),$$

and the Euler characteristic of  $H_n(D)$  is the quantum link polynomial  $P_n(L)$ , i.e.

$$P_n(L) = \sum_{i,j \in \mathbb{Z}} (-1)^i q^j \dim_{\mathbb{Q}} H_n^{i,j}(D).$$

The isomorphism classes of  $H_n^{i,j}(D)$  depend only on the link  $L$  and, hence, are invariants of the link.

### Gaussian Elimination for Complexes:

**Lemma 2.** *If  $\phi : B \rightarrow D$  is an isomorphism (in some additive category  $\mathcal{C}$ ), then the four term complex segment below*

$$\cdots [A] \xrightarrow{\begin{pmatrix} \alpha \\ \beta \end{pmatrix}} \begin{bmatrix} B \\ C \end{bmatrix} \xrightarrow{\begin{pmatrix} \phi & \delta \\ \gamma & \epsilon \end{pmatrix}} \begin{bmatrix} D \\ E \end{bmatrix} \xrightarrow{(\mu \quad \nu)} [F] \cdots \quad (1)$$

is isomorphic to the (direct sum) complex segment

$$\cdots [A] \xrightarrow{\begin{pmatrix} 0 \\ \beta \end{pmatrix}} \begin{bmatrix} B \\ C \end{bmatrix} \xrightarrow{\begin{pmatrix} \phi & 0 \\ 0 & \epsilon - \gamma\phi^{-1}\delta \end{pmatrix}} \begin{bmatrix} D \\ E \end{bmatrix} \xrightarrow{\begin{pmatrix} 0 & \nu \end{pmatrix}} [F] \cdots \quad (2)$$

Both of these complexes are homotopy equivalent to the (simpler) complex segment

$$\cdots [A] \xrightarrow{(\beta)} [C] \xrightarrow{(\epsilon - \gamma\phi^{-1}\delta)} [E] \xrightarrow{(\nu)} [F] \cdots \quad (3)$$

Here the capital letters are arbitrary columns of objects in  $\mathcal{C}$  and all Greek letters are arbitrary matrices representing morphisms with the appropriate dimensions, domains and ranges (all the matrices are block matrices);  $\phi : B \rightarrow D$  is an isomorphism, i.e. it is invertible.

*Proof:* The matrices in complexes (1) and (2) differ by a change of bases, and hence the complexes are isomorphic. (2) and (3) differ by the removal of a contractible summand; hence, they are homotopy equivalent.  $\square$

### 3 The Basic Calculation

We first consider the complex associated to the tangle  $T$  in figure 8 with the appropriate maps  $\chi_0$  and  $\chi_1$  left out.

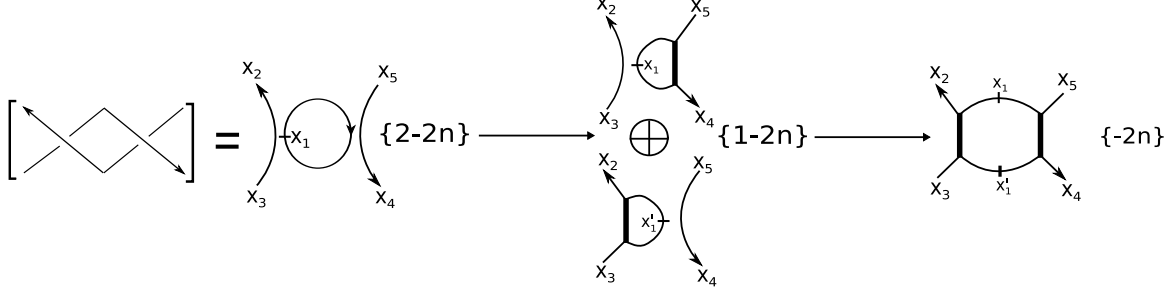
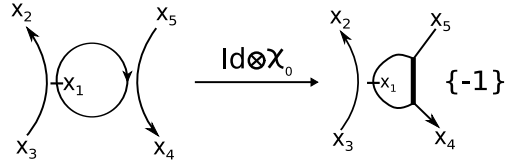


Figure 8: The tangle  $T$  and its complex

We first look at the following part of the complex and, for simplicity, leave out the overall grading shifts until later:



We apply direct sum decompositions 0 and I and end up with the following where the maps  $F_1$  and  $F_2$  are isomorphisms:

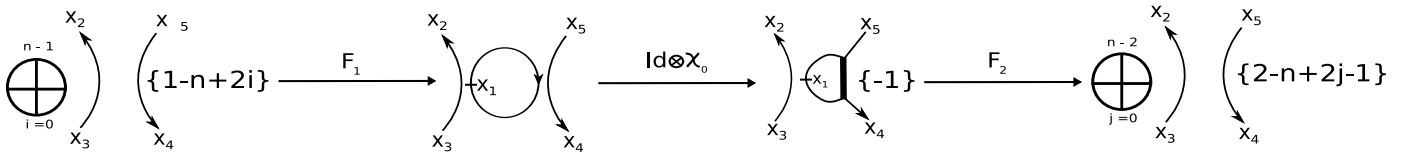


Figure 9: First part of the complex for  $T$  with decompositions

Explicitly,  $F_1 = \sum_{i=0}^{n-1} Id \otimes x_1^i \iota \otimes Id$  and  $F_2 = \sum_{j=0}^{n-2} Id \otimes \beta_j$

Composing the maps we get:

$$\begin{aligned}
F_2 \circ (Id \otimes \chi_0) \circ F_1 &= \left( \sum_{j=0}^{n-2} Id \otimes \beta_j \right) \circ (Id \otimes \chi_0) \circ \left( \sum_{i=0}^{n-1} Id \otimes x_1^i \iota \otimes Id \right) \\
&= \left( \sum_{j=0}^{n-2} Id \otimes \beta_j \right) \circ \left( \sum_{i=0}^{n-1} Id \otimes (\chi_0 \circ (x_1^i \iota \otimes Id)) \right) \\
&= \sum_{j=0}^{n-2} \sum_{i=0}^{n-1} Id \otimes (\beta_j \circ \chi_0 \circ (x_1^i \iota \otimes Id)) \\
&= \sum_{j=0}^{n-2} \sum_{i=0}^{n-1} Id \otimes (\varepsilon'(x_1 - x_4) x_1^{n+i-j-2}) \\
&= \sum_{j=0}^{n-2} \sum_{i=0}^{n-1} Id \otimes (\varepsilon'(x_1^{n+i-j-1} - x_4 x_1^{n+i-j-2})) \\
&= \sum_{j=0}^{n-2} \sum_{i=0}^{n-1} Id \otimes \underbrace{(\varepsilon(x_1^{n+i-j-1}) - x_4 \varepsilon(x_1^{n+i-j-2}))}_{\Theta}.
\end{aligned}$$

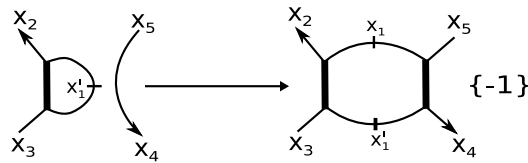
To go from line 3 to 4 and 4 to 5, recall that  $\beta_j = \varepsilon' \circ \chi_1 x_1^{n-j-2}$  and  $\chi_1 \circ \chi_0 = x_1 - x_4 = x_1 - x_5$ . [Note: for lack of better notation, we use “ $\sum$ ” to indicate both a map from a direct sum and an actual sum, as seen above indexed  $i$  and  $j$  respectively.]

Now  $\Theta = Id$  if  $i = j$ ,  $-x_4$  if  $i = j + 1$ , and 0 otherwise,  $F_2 \circ (Id \otimes \chi_0) \circ F_1$  is given by the following  $(n-1) \times n-1$  matrix:

$$\begin{bmatrix}
Id & -x_4 & 0 & \dots & \dots & 0 \\
0 & Id & -x_4 & 0 & \dots & 0 \\
\vdots & & \ddots & \ddots & & \vdots \\
\vdots & & & \ddots & \ddots & \vdots \\
0 & & \dots & 0 & Id & -x_4
\end{bmatrix}$$

Using Gaussian Elimination for complexes it is easy to see that, up to homotopy, only the top degree term survives. By degree, we mean with respect to the above grading shifts.

Now we look at the following subcomplex:



Including all the isomorphisms we have the complex in figure 10, with  $G_1 = \sum_{i=0}^{n-2} \alpha_i \otimes Id$  and  $G_2 = S \oplus \sum_{j=0}^{n-3} \beta_j$  ( $S$  is the saddle map).

Composing these maps we get:

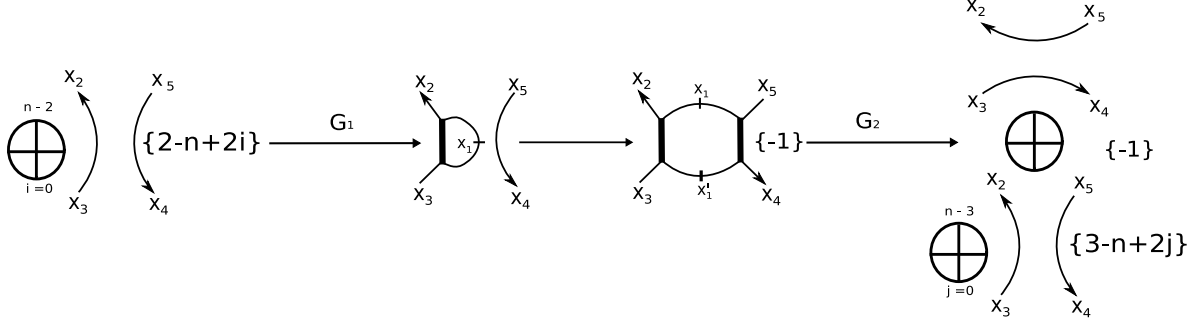


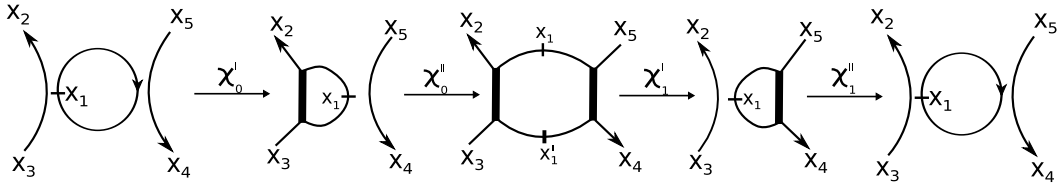
Figure 10: The second part of the complex for T with decompositions

$$\begin{aligned}
G_2 \circ \chi_0'' \circ G_1 &= (S \oplus \sum_{j=0}^{n-3} \beta_j) \circ \chi_0'' \circ (\sum_{i=0}^{n-2} \alpha_i \otimes Id) \\
&= \left( S \oplus \sum_{j=0}^{n-3} \beta \sum_{a+b+c=n-3-j} x_2^a x_4^b x_1^c \right) \circ \chi_0'' \circ \left( \sum_{i=0}^{n-2} \sum_{k=0}^i x_1^k x_2^{i-k} \alpha \otimes Id \right) \\
&= \left( S \oplus \sum_{j=0}^{n-3} \varepsilon' \circ \chi_1'' \circ \chi_1' \sum_{a+b+c=n-3-j} x_2^a x_4^b x_1^c \right) \circ \chi_0'' \circ \left( \sum_{i=0}^{n-2} \sum_{k=0}^i x_1^k x_2^{i-k} \chi_0' \circ \iota' \otimes Id \right) \\
&= \overline{S} \oplus \sum_{j=0}^{n-3} \sum_{i=0}^{n-2} \varepsilon' \circ \chi_1'' \circ \chi_1' \chi_0'' \circ \chi_0' \circ \left( \sum_{a+b+c=n-3-j} x_2^a x_4^b x_1^c \right) \left( \sum_{k=0}^i x_1^k x_2^{i-k} \right) \iota' \\
&= \underbrace{\overline{S} \oplus \sum_{j=0}^{n-3} \sum_{i=0}^{n-2} \varepsilon' (x_1^2 - x_1 x_2 - x_1 x_4 + x_2 x_4) \left( \sum_{a+b+c=n-3-j} x_2^a x_4^b x_1^c \right) \left( \sum_{k=0}^i x_1^k x_2^{i-k} \right) \iota'}_{\Omega}
\end{aligned}$$

where

$$\overline{S} = S \circ \chi_0'' \circ \left( \sum_{i=0}^{n-2} \sum_{k=0}^i x_1^k x_2^{i-k} \chi_0' \circ \iota' \otimes Id \right) \quad (4)$$

To go from line 4 to 5 we recall what these  $\chi$ 's are:



The composition  $\chi_1'' \circ \chi_0'' \circ \chi_1' \circ \chi_0' = (x_4 - x_1)(x_2 - x_1) = x_1^2 - x_1 x_2 - x_1 x_4 + x_2 x_4$ , so now we just have to figure what happens with  $\Omega$ .

**Claim** If  $i < j$  then  $\Omega = 0$  and if  $i = j$  then  $\Omega = Id$

*Proof:* This is just a simple check. The only thing to note is that  $\Omega \neq 0$  iff one of the following occurs:

- 1)  $c + k = n - 1$
- 2)  $c + k + 1 = n - 1$
- 3)  $c + k + 2 = n - 1$

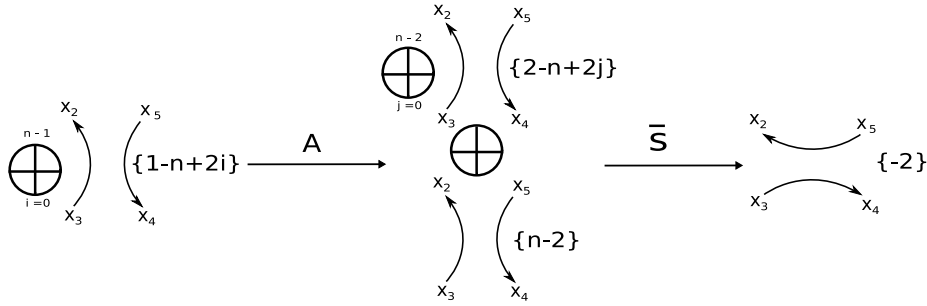
So  $i < j \Rightarrow k < j$  so say  $c + k = n - 1$ . Then  $a + b + c = a + b + n - 1 - k = n - 3 - j \Rightarrow a + b = -2 + k - j < 0$  contradiction, since  $a, b, c$  are nonnegative integers. The other two cases are similar.

From above we see that we need  $k$  at least equal to  $j$ . So if  $i = j = k$  and  $c + k + 2 = n - 1 \Rightarrow a + b + c = a + b + n - 3 - k = n - 3 - j \Rightarrow a + b = 0$  and  $\Omega = Id$ . The other two cases force  $a + b < 0$ .  $\square$

So the matrix for  $\Omega$  looks like:

$$\begin{bmatrix} Id & * & * & *** & *** & * & * \\ 0 & Id & * & *** & *** & * & * \\ \vdots & 0 & \ddots & \ddots & & \vdots & \vdots \\ \vdots & & & \ddots & \ddots & \vdots & \vdots \\ \vdots & & & & \ddots & * & * \\ 0 & \dots & \dots & 0 & Id & * \end{bmatrix}$$

Using Gaussian Elimination we see that only the entry corresponding to  $i = n - 2$  survives and the original complex is homotopic to:



where  $A =$

$$\begin{bmatrix} Id & -x_4 & 0 & \dots & \dots & 0 & 0 \\ 0 & Id & -x_4 & 0 & \dots & 0 & 0 \\ \vdots & & \ddots & \ddots & & \vdots & \vdots \\ \vdots & & & \ddots & \ddots & \vdots & \vdots \\ \vdots & & & & Id & -x_4 & 0 \\ 0 & \dots & \dots & 0 & Id & -x_4 \\ 0 & \dots & \dots & 0 & -Id & x_2 \end{bmatrix}$$

This is just our original matrix  $\Theta$  but with one more row for the extra term, for which the entries are computed identically as we have already done. We reduce the complex in fig. 8, insert the overall grading shifts and arrive at our desired conclusion, i.e.:

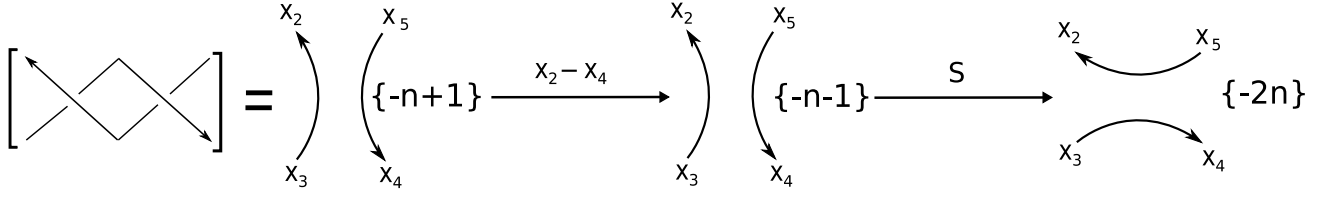


Figure 11: The reduced complex for tangle T

Note: to convince ourselves that the map  $S$  above is indeed the “saddle” map as prescribed, we need only to know that the hom-space of degree zero maps between the two right-most diagrams above is 1-dimensional, in the homotopy category, and then argue that the map is nonzero. This can be done by say closing off the two ends of the tangle above such that we have a non-standard diagram of the unknot and looking at the cohomology of the associated complex. We leave the details to the reader and refer to [6] for hom-space calculations.

## 4 Basic Tensor Product Calculation

We now consider our tangle  $T$  composed with itself, i.e. the tangle gotten by taking two copies of  $T$  and gluing the rightmost ends of one to the leftmost of the other. On the complex level this corresponds to taking the tensor product of the complex for  $T$  with itself while keeping track of the associated markings.

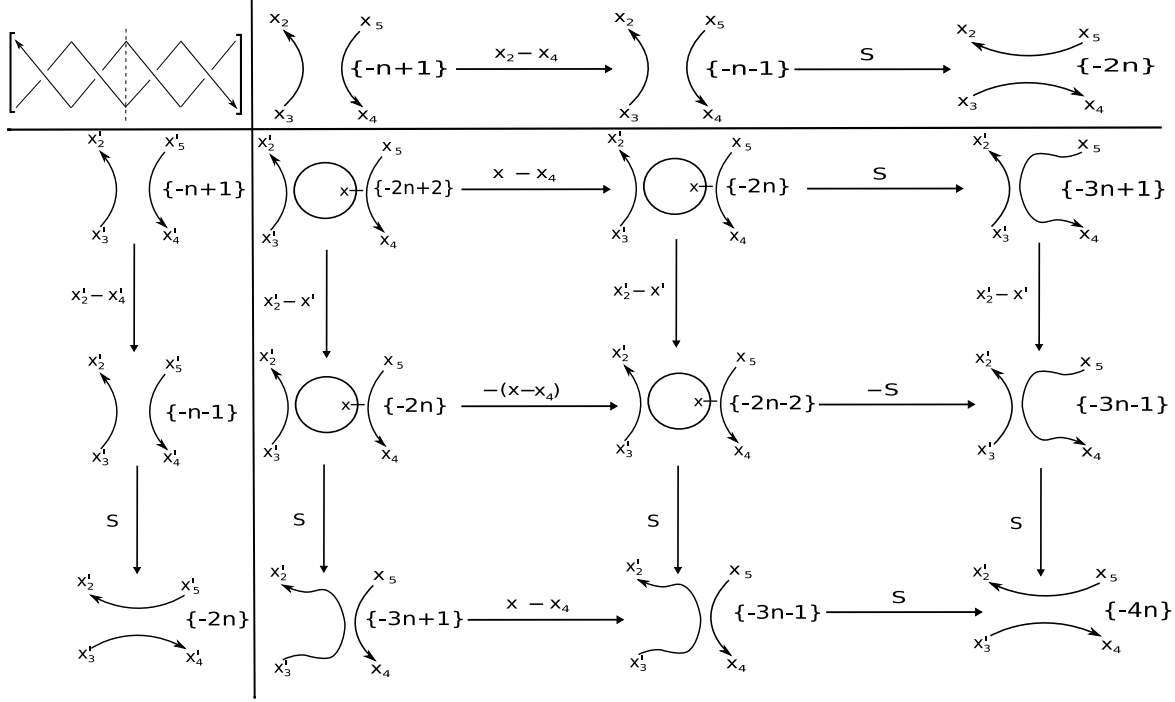


Figure 12: Complex for the tensor product

Note that when we take the tensor product we need to keep track of markings. For example: in the left most entry of the tensored complex  $x_2 = x'_5 = x'_4 = x_3$ , which we denote simply by  $x$ , etc.

As before, we decompose entries in the complex into direct sums of simpler objects, compute the differentials and reduce using Gaussian Elimination. In a number of instances we will restrict ourselves to the  $n = 3$  case, as the general case works in exactly the same way with the computation more cumbersome.

We break the computation up based on homological grading.



**Degree 0:**

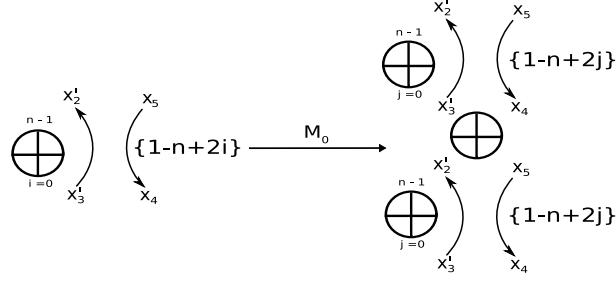


Figure 13: Degree 0 to 1

where  $M_0$  is:

$$\begin{bmatrix} \sum_{i,j=0}^{n-1} Id \otimes \varepsilon(x^{n+i-j} - x^{n-1+i-j}x_4)\iota \otimes Id \\ \sum_{i,j=0}^{n-1} Id \otimes \varepsilon(x'_2x^{n-1+i-j} - x^{n+i-j})\iota \otimes Id \end{bmatrix}$$

For  $n = 3$  we have the following:

$$\begin{bmatrix} -x_4 & 0 & 0 \\ Id & -x_4 & 0 \\ 0 & Id & -x_4 \\ x'_2 & 0 & 0 \\ -Id & x'_2 & 0 \\ 0 & -Id & x'_2 \end{bmatrix} \xrightarrow{\text{reduce}} \begin{bmatrix} Id & -x_4 \\ -x_4^2 & 0 \\ x'_2x_4 & 0 \\ x'_2 - x_4 & 0 \\ -Id & x'_2 \end{bmatrix} \xrightarrow{\text{reduce}} \begin{bmatrix} 0 \\ x'_2x_4^2 \\ x'_2x_4 - x_4^2 \\ x'_2 - x_4 \end{bmatrix} = \overline{M}_0$$

[Note: we first permute the rows in the first half of the matrix s.t. the Id maps appear on the diagonal.]

The general case is exactly the same, i.e. in the left most matrix above, the upper and lower  $3 \times 3$  matrices become expanded to similar  $n \times n$  matrices. Hence, the complex reduces to:

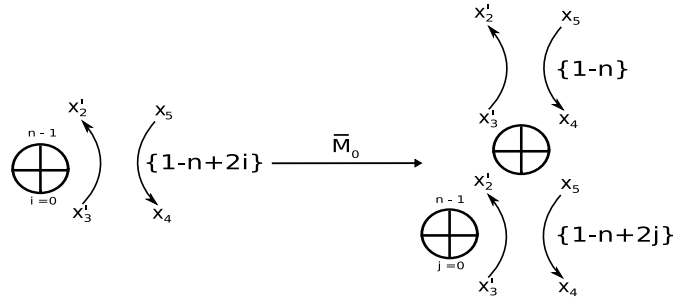


Figure 14: Degree 0 to 1

**Degree 1:**

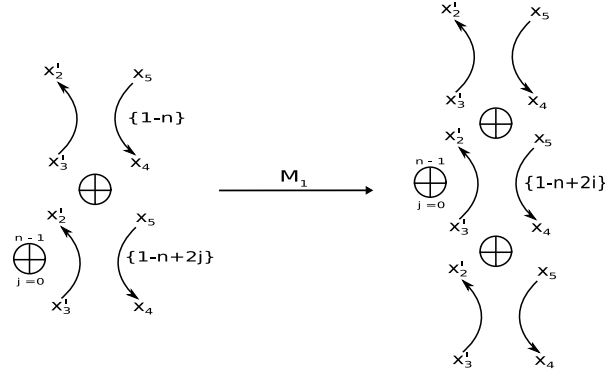


Figure 15: Degree 1 to 2

with  $M_1 =$ :

$$\begin{bmatrix} Id \otimes S \circ \iota \otimes Id & \{0\}_{1 \times n} \\ M_1^a & M_1^b \\ \{0\}_{n \times 1} & M_1^c \end{bmatrix}$$

where

$$M_1^a = \sum_{j=0}^{n-1} Id \otimes \varepsilon(x'_2 x^{n-1-j} - x^{n-j}) \iota \otimes Id,$$

$$M_1^b = \sum_{i,j=0}^{n-1} Id \otimes \varepsilon(x_4 x^{n-1-j+i} - x^{n-j+i}) \iota \otimes Id,$$

$$M_1^c = \sum_{i=0}^{n-1} Id \otimes x^i S \circ \iota \otimes Id.$$

(Note:  $x^i S \circ \iota$  here is equal to multiplication by  $x_2^i$ ) expanding we get:

$$\begin{bmatrix} Id & 0 & \dots & \dots & \dots & 0 \\ x'_2 & x_4 & 0 & \dots & \dots & 0 \\ -Id & -Id & x_4 & 0 & \dots & \vdots \\ 0 & \dots & \ddots & \ddots & \dots & \vdots \\ \vdots & \vdots & \vdots & \ddots & \ddots & 0 \\ 0 & 0 & \dots & 0 & -Id & x_4 \\ 0 & Id & x'_2 & \dots & \dots & x_2^{n-1} \end{bmatrix} \xrightarrow[\sim]{\text{reduce}} \begin{bmatrix} x_4 & 0 & \dots & \dots & 0 \\ -Id & x_4 & 0 & \dots & \vdots \\ 0 & \ddots & \ddots & \dots & \vdots \\ \vdots & \vdots & \ddots & \ddots & 0 \\ 0 & \dots & 0 & -Id & x_4 \\ Id & x'_2 & \dots & \dots & x_2^{n-1} \end{bmatrix} \xrightarrow[\sim]{\text{row-moves}}$$

$$\begin{bmatrix} -Id & x_4 & 0 & \dots & \vdots \\ 0 & -Id & x_4 & \dots & \vdots \\ \vdots & \vdots & \ddots & \ddots & 0 \\ 0 & \dots & 0 & -Id & x_4 \\ x_4 & 0 & \dots & \dots & 0 \\ Id & x'_2 & \dots & \dots & x_2^{n-1} \end{bmatrix} \xrightarrow[\sim]{reduce} \begin{bmatrix} -Id & x_4 & \dots & \vdots \\ \vdots & \ddots & \ddots & 0 \\ 0 & \dots & -Id & x_4 \\ x_4^2 & \dots & \dots & 0 \\ (x'_2 + x_4) & \dots & \dots & x_2^{n-1} \end{bmatrix} \xrightarrow[\sim]{reduce} \begin{bmatrix} 0 \\ \sum_{i=0}^{n-1} x_2^i x_4^{n-1-i} \end{bmatrix}$$

and we have the following:

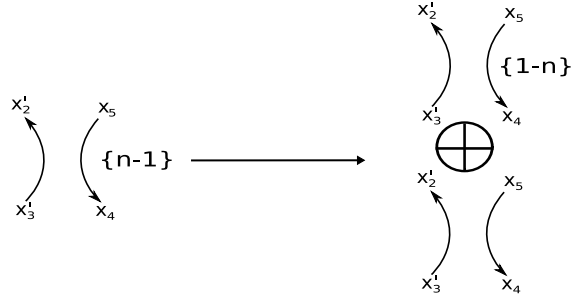


Figure 16: Degree 1 to 2

### Degree 2 and 3:

The complex now is pretty simple:

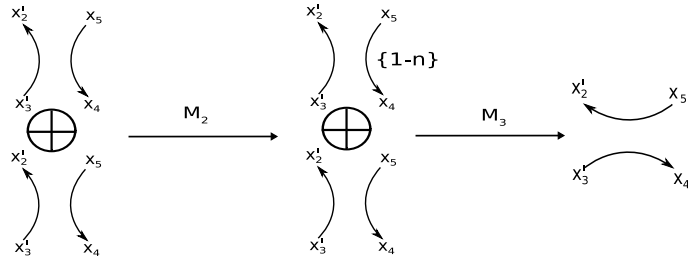


Figure 17: Degree 2 and 3

$$M_2 = \begin{bmatrix} -(Id \otimes S \circ \iota) \otimes Id & Id \otimes (S \circ \iota \otimes Id) \\ 0 & x'_2 - x_4 \end{bmatrix}, \quad M_3 = [S \ S].$$

All we have to do is note that  $Id \otimes S \circ \iota \otimes Id = Id$  reduce, insert the grading shifts and arrive at the desired conclusion, i.e.:

$$\text{with } A = \sum_{i=0}^{n-1} x_2^i x_4^{n-1-i}.$$

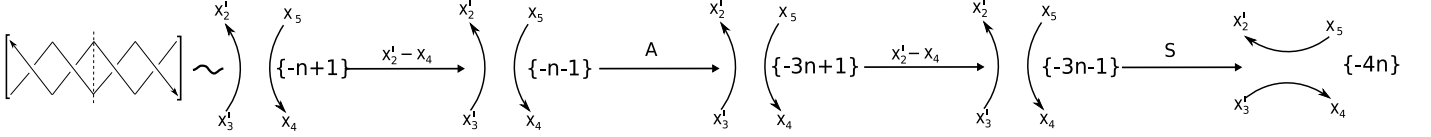


Figure 18: The tensor complex

## 5 The General Case

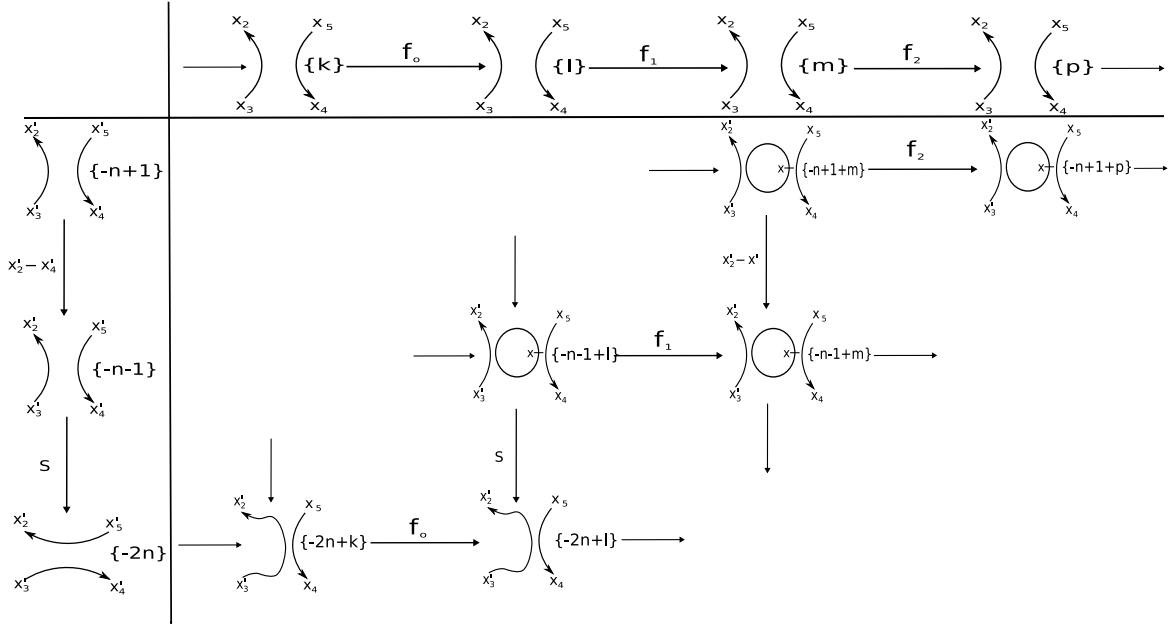


Figure 19: Tensoring the complex with another copy of the basic tangle  $T$

We suppose by induction that the  $k$ -fold tensor product of our basic complex has the form as above in fig. 18 with alternating maps  $x'_2 - x_4$  and  $A$ , the last map being the saddle cobordism  $S$ , and investigate what happens when we add one more iteration. As before, this corresponds to tensoring with another copy of the reduced complex for tangle  $T$ , i.e. the one in fig. 11, but as we will see below “most” of this new complex is null-homotopic and it suffices to consider only the part depicted in fig. 19 directly above. Note that here the bottom row is a subcomplex which is isomorphic to that of the top tangle and we claim that, up to homotopy, this plus two more terms in leftmost homological degree is exactly what survives. The remaining calculation is left to clear up this statement and we begin by taking a look at the highlighted part of the complex depicted in fig. 19, i.e.:

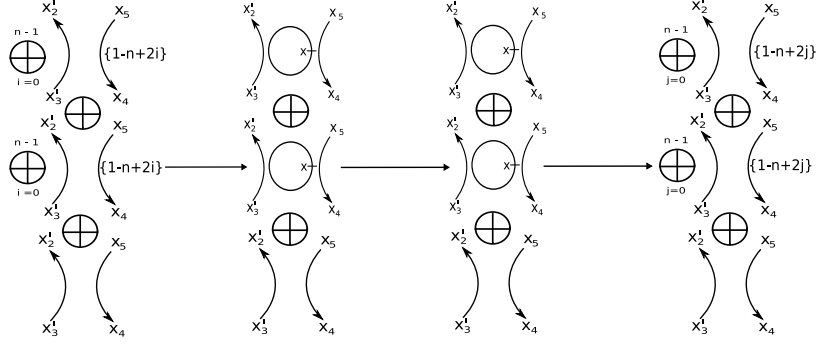


Figure 20: Decomposing the entries of the general tensor product

...of course we have once again decomposed the complex and left out the overall grading shifts until later.

The above composition of maps is:

$$\begin{bmatrix} M^a & \{0\}_{n \times n} & \{0\}_{n \times 1} \\ M^b & M^c & \{0\}_{n \times 1} \\ \{0\}_{1 \times n} & M^d & f_0 \end{bmatrix}$$

$$M^a = \sum_{i,j=0}^{n-1} Id \otimes \varepsilon f_2 x^{n-1-j+i} \iota \otimes Id$$

$$M^c = - \sum_{i,j=0}^{n-1} Id \otimes \varepsilon f_1 x^{n-1-j+i} \iota \otimes Id$$

$$M^b = \sum_{i,j=0}^{n-1} Id \otimes \varepsilon x^{n-1-j} (x'_2 - x) x^i \iota \otimes Id$$

$$M^d = \sum_{j=0}^{n-1} Id \otimes x^{n-1-j} S \circ \iota \otimes Id$$

Expanding, with  $f_0 = f_2 = x - x_4$  and  $f_1 = \sum_{m=0}^{n-1} x^m x_4^{n-1-m}$  we get the following submatrices:

$$M^a = \begin{bmatrix} -x_4 & 0 & \dots & \dots & 0 \\ Id & -x_4 & 0 & \dots & \vdots \\ 0 & Id & -x_4 & \dots & \vdots \\ \vdots & \vdots & \ddots & \ddots & 0 \\ 0 & \dots & 0 & Id & -x_4 \end{bmatrix} \quad M^b = \begin{bmatrix} x'_2 & 0 & \dots & \dots & 0 \\ -Id & x'_2 & 0 & \dots & \vdots \\ 0 & -Id & x'_2 & \dots & \vdots \\ \vdots & \vdots & \ddots & \ddots & 0 \\ 0 & \dots & 0 & -Id & x'_2 \end{bmatrix}$$

$$M^c = - \begin{bmatrix} x^{n-1} x_4^{n-1} & 0 & \dots & \dots & 0 \\ * & x^{n-1} x_4^{n-1} & 0 & \dots & 0 \\ \vdots & \dots & \ddots & \ddots & \vdots \\ * & \dots & * & x^{n-1} x_4^{n-1} & 0 \\ Id & * & \dots & \dots & x^{n-1} x_4^{n-1} \end{bmatrix}$$

Now this might look like a mess to reduce, but the thing to notice is that, in the corresponding summand in our decomposition, the first matrix above kills off all but the topmost



matrices between them. Potentially a modification of the existing programs could allow to compute a large collection of examples composed from these tangles.

We have done a similar computation for the “foam” version of  $sl_3$ -homology introduced in [4]. Here the nodes in the cube of resolutions are generated by maps from the empty graph to the one at the corresponding node, with some relations, and the maps are given by cobordisms between these trivalent graphs. The decompositions mimic the ones we find here, when specializing to  $n = 3$ , as do the relations on the maps. Reducing the complex as before we find that it is identical to the one found above when specialized to the  $n = 3$  case. Hence, any link that can be decomposed into the above tangles has exactly the same homology groups for the “foam” and matrix-factorization version. This provides a rather vast number of examples where the isomorphism between the two theories is completely explicit.

## References

- [1] D. Bar-Natan, On Khovanov’s categorification of the Jones polynomial, *Algebraic and Geometric Topology*, 2 (2002) 337-370, arXiv:math.QA/0201043.
- [2] D. Bar-Natan, Fast Khovanov homology computations, arXiv:math.GT/0606318.
- [3] D. Bar-Natan, Khovanov’s homology for tangles and cobordisms, *Geometry and Topology*, 9 (2005) 1443-1499, arXiv:math.GT/0410495.
- [4] M. Khovanov,  $sl(3)$  link homology I, *Algebraic and Geometric Topology*, 4 (2004) 1045-1081 math.QA/0304375.
- [5] M. Khovanov, A Categorification of the Jones polynomial, *Duke Math J.* 101, 3, 359-426, 1999, arXiv math.QA/9908171
- [6] M. Khovanov and L. Rozansky, Matrix factorizations and link homology, math.QA/0401268.
- [7] M. Mackaay and P. Vaz, The universal  $sl(3)$ -link homology (2006) arXiv.org:math/0603307
- [8] M. Mackaay and P. Vaz, The foam and the matrix factorization  $sl(3)$ -link homologies are equivalent (2007) arXiv:0710.0771
- [9] S. Morrison and A. Nieh, On Khovanov’s cobordism theory for  $su(3)$  knot homology (2006) arXiv:math/0612754