

## Multiwavelength Studies of X-ray Binaries

Saeqa D. Vrtilek

*Harvard-Smithsonian Center for Astrophysics, 60 Garden Street, Cambridge, MA 02138*

**Abstract.** Simultaneous multiwavelength studies of X-ray binaries have been remarkably successful and resulted in improved physical constraints, a new understanding of the dependence of mass accretion rate on X-ray state, as well as insights on the time-dependent relationship between disk structure and mass-transfer rate. I will give some examples of the tremendous gains we have obtained in our understanding of XRBs by using multiwavelength observations. I will end with an appeal that while Spitzer cryogenics are still available a special effort be put forth to obtaining coordinated observations with emphasis on the mid-infrared: Whereas the optical and near-IR originate as superpositions of the secondary star and of accretion processes, the mid-IR crucially detects jet synchrotron emission from NSs that is virtually immeasurable at other wavelengths. A further benefit of Spitzer observations is that mid-infrared wavelengths can easily penetrate regions that are heavily obscured. Many X-ray binaries lie in the Galactic plane and as such are often heavily obscured in the optical by interstellar extinction. The infrared component of the SED, vital to the study of jets and dust, can be provided *only* by Spitzer; in the X-rays we currently have an unprecedented six satellites available and in the optical and radio dozens of ground-based facilities to complement the Spitzer observations.

### 1. Why Multiwavelength?

X-ray binaries (XRBs) owe their prominence to one of the most efficient energy release mechanisms known: accretion onto a compact object. The energy released by accretion can be spread over essentially the entire electromagnetic spectrum. Since each part of the spectrum provides distinct and often time-variable information (see, e.g., Fig. 1), attempts to understand these systems by concentrating on information from a limited wavelength range may lead to contradictory and misleading conclusions (see, e.g., Figs. 2-4). It is important to study them simultaneously over a broad range of the electromagnetic spectrum; spectral energy distributions (SEDs) are particularly useful because they clearly reveal multiple emission components and reflect the physics and geometry of the emitting regions.

Multiwavelength studies have been remarkably successful and resulted in improved physical constraints on the systems, a new understanding of the dependence of mass accretion rate on X-ray state, as well as insights on the time-dependent relationship between disk structure and mass-transfer rate, (e.g., Vrtilek *et al.* 1990,1991; Hasinger *et al.* 1990; McClintock *et al.* 2001; Fuchs *et al.* 2003; Homan *et al.* 2005)

One of the fundamental unsolved problems of accretion physics is how the outgoing power is distributed between electromagnetic radiation and mechanical power (relativistic jets), and what determines a switch between those two output channels. Relativistic jets are amongst the most energetic phenomena in the Universe. In our Galaxy, jets have been detected in young stellar objects, massive binaries, symbiotic stars, BH and NS XRBs, super-soft X-ray sources, and planetary nebulae. They are also believed to be responsible for  $\gamma$ -ray

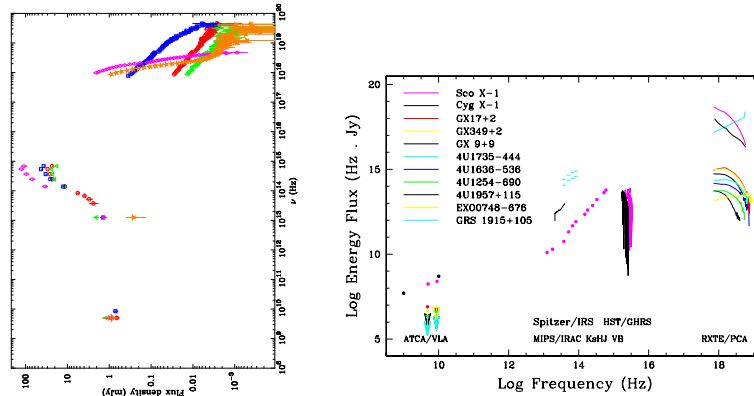


Figure 1. LEFT: Broadband energy spectra of the black-hole binary GRO J1655-40 illustrating variability within one source. Each color represents simultaneous observations. (Migliari *et al.* 2007; see also Tomsick contribution to these proceedings). RIGHT: Broadband energy spectra of a selection of black hole and neutron star binaries showing variability between sources (ATCA and RXTE values are from a survey conducted by the Disk/Jet Consortium in June of 2006; values for Sco X-1 are from Wachter *et al.* 2006).

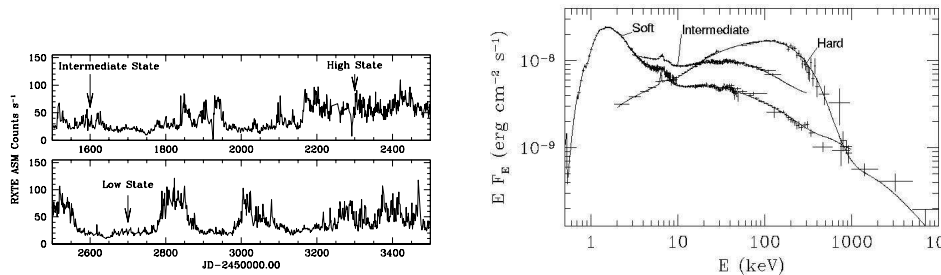


Figure 2. LEFT: RXTE ASM countrates (courtesy of the RXTE ASM team) of the black hole candidate Cygnus X-1 with typical countrates for “Low”, “Intermediate”, and “High” states indicated. RIGHT: Broadband energy spectrum of Cygnus X-1 (Gierlin’ski *et al.* 1993). It is clear that the designations “High” and “Low” states are based on a narrow energy range (2-10 keV) and are not valid when the full X-ray band is available.

bursts (Fender *et al.* 2004). Despite the tremendous range of scale, jets in stellar mass systems share physical properties with those in super-massive BHS. The most significant property shared is that *all systems that produce jets also have accretion disks* (Livio 2002). This implies that jet energy is obtained through accretion power and that they may play a major role in the transport of angular momentum of the infalling gas. As spatial separation is generally impossible owing to limitation in resolution, *multiwavelength studies are essential to separate the stellar, wind, disk, and jet components. The broad band spectrum is also necessary to test theoretical models for jet formation and to constrain fundamental parameters of jet physics.*

## 2. Why Spitzer?

Spitzer observations of XRBs show an amazing variety of behavior: • The first spectral evidence for a compact jet in a low-luminosity NS (Migliari *et al.* 2006; Fig. 5a). • The first detection of 24 $\mu$ m emission from the compact jet of a BH X-ray binary in its hard state (Migliari *et al.* 2007; Fig. 5b). • Excess mid-IR emission from BH systems interpreted as cool dust from circumbinary disks (Muno & Mauerhan 2006). • Multiple continuum,

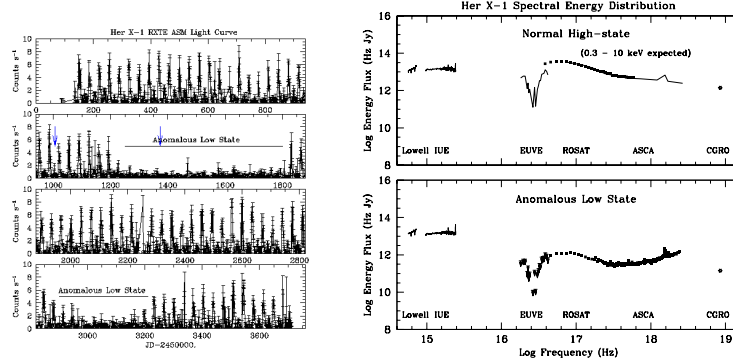


Figure 3. LEFT: RXTE ASM countrates (courtesy of the RXTE ASM team) of the pulsing XRB Her X-1. Arrows mark the dates of the SEDs plotted on the right. RIGHT: Simultaneous SEDs of Her X-1 clearly show that the optical and ultraviolet flux (left side) remain largely unaffected at times when the extreme ultraviolet to hard X-ray flux (right side) takes a dramatic plunge. An indication that X-ray flux is not a dependable measure of mass accretion rate. Vrtilek *et al.* 2001).

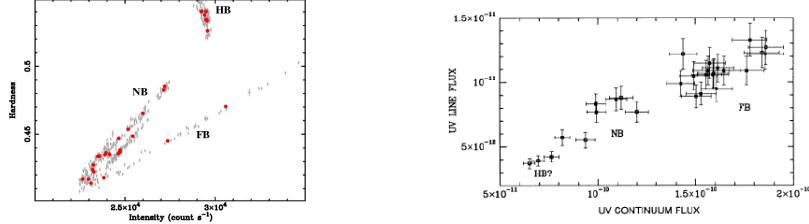


Figure 4. LEFT: Hardness vs. intensity data from RXTE observations of the Galactic Z-source Sco X-1 (Barnard, Kolb, & Osborne 2003). RIGHT: UV continuum vs line flux in 1224-1986Å band of Sco X-1 verifying that mass accretion rate increases from HB to NB to FB and does not correlate with X-ray flux. (Vrtilek *et al.* 1991).

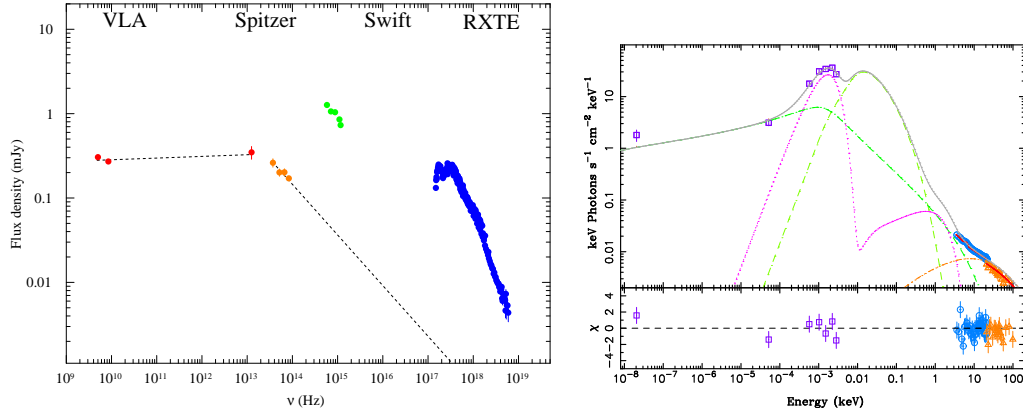


Figure 5. Left Panel: Spectrum of the NS 4U 0614+091 showing the clear break defined by IRAC and MIPS observations (Migliari *et al.* 2006,2007). Right panel: Jet model fits with residuals for observation of GRO J1655-40, with the jet inclination angle fixed to 75°. The light green dashed line is the pre-shock synchrotron component, the darker green dash-dotted line is the post-shock synchrotron component, the orange dash-dotted line represents the SSC plus the disk external Compton component, the purple dotted line is the multi-temperature disk black body plus a black body representing the companion star in the binary system. The solid red line is the total model. (Migliari *et al.* 2007).

absorption, and emission features from IGR J16318-4848 which suggest that the highly-obscured massive systems represent a previously unknown evolutionary phase of X-ray binaries (Moon *et al.* 2007). • A large conical cavity surrounding LMC X-1 which can be attributed to a shock driven by an as yet unobserved jet from LMC X-1 (Cooke *et al.* 2007). • Emission from dust heated by the shocks in the HMXB Vela X-1 providing a direct measure of the energy input into the ISM as well as information on the composition of the dust (Iping, Sonneborn, & Kaper 2007). • The first detection of a disk around an anomalous X-ray pulsar (AXP; Ertan *et al.* 2007).

Whereas the optical and near-IR originate as superpositions of the secondary star and of accretion processes, the mid-IR crucially detects jet synchrotron emission from NSs that is virtually unmeasurable at other wavelengths NS systems have over an order of magnitude lower radio luminosity (compared to BH systems) making the IR crucial for detection of jets from these systems. A further benefit of Spitzer observations is that mid-infrared wavelengths can easily penetrate regions that are heavily obscured. Many X-ray binaries lie in the Galactic plane where the interstellar extinction in the optical is very high. Spitzer has opened a promising new channel for the study of accreting binaries: The infrared component of the SED is vital to the study of jets, dust, and obscured systems; *only* Spitzer provides the combination of sensitivity and wavelength coverage to meet the proposed science goals. Spitzer IRAC goes 10 times deeper than the next proposed IR mission (WISE) and is our only chance for mid-IR detections of several types of XRBs.

### 3. A Website for X-ray Binary SEDs.

SEDs of stars and AGN have been used to great benefit furthering our understanding of their energy balance, characteristics, and evolution. Hitherto the SEDs of X-ray binaries have not been systematically analyzed because the extreme variability of XRBs requires simultaneous observations across the spectrum, and this has been accomplished for only a handful of objects (e.g., Fig. 3b). Cooperative allocation of observing time by many observatories has increased the ease with which two or even three wavelength studies can be conducted but getting coordinated coverage over the full available spectrum continues to be very difficult.

Fortunately, in X-rays the variability can be resolved into a finite set of discrete spectral states, and the ASM on RXTE—operating continuously since 1996—is capable of determining the spectral states of many XRBs. We can use this information on X-ray states in combination with the rich archival databases available in radio (NRAO archives), infrared (IRSA), optical and ultraviolet (e.g., ESO, AAVSO, MAST), and X-ray (e.g., HEASARC), to construct SEDs as a function of X-ray spectral state.

The SEDs can be used to conduct studies to both compare object from different classes and to follow individual objects across different states: goals include determination of the geometry of the emitting region, disk structure, density, ionization, and departure from sphericity of the winds from massive systems, modeling of long-term variations, and clarification of the disk-jet connection in XRBs.

We are working on a project (funded by a NASA ADP grant and Smithsonian Endowment funds) to produce an atlas of SEDs as a function of X-ray state for each subtype of X-ray binary. This will be made available for use by the astronomical community, providing a resource that should help catalyze detailed studies of individual systems as well as comparative studies between classes of systems (<http://hea-www.harvard.edu/saku/SED.html>).

We ask the community to help us by sending their SEDs!

#### 4. References

- Barnard, R., Kolb, U., & Osborne, J.P. 2003, A&A, 411, 553.
- Cooke, R., Kuncic, Z., Sharp, R., & Bland-Hawthorn, J. 2007, ApJ, 667, 153.
- Ertan, U., Erkut, M.H., Eksi, K.Y., & Alpar, M.A. 2007, ApJ, 657, 441.
- Fender, R.P., 2001, MNRAS, 322, 31.
- Fender, R.P., Belloni, T.M., & Gallo, E. 2004, MNRAS, 355, 1017.
- Fender, R.P., *et al.* 1999, ApJ, 519, L165.
- Fender, R.P., Gallo, E., & Jonker, P.G. 2003, MNRAS, 343, 99L.
- Fuchs, Y. *et al.* 2003, A&A, 409, L35.
- Gallo, E., & Fender, R.P., 2005, Memorie della Societa Astronomica Italiana, 76, 600.
- Gallo, E., Migliari, S., Markoff, S., Tomsick, J.A., Bailyn, C.D., Berta, S., Fender, R.P., & Miller-Jones, J.C.A. 2007, astro-ph 0707.0028.
- Hasinger, G. 1990, A&A, 235, 131.
- Homan, J., Buxton, M., Markoff, S., Bailyn, C., Nespoli, E., & Belloni, T. 2005, ApJ, 624.
- Iping, R., Sonneborn, G., & Kaper, L. 2007, AAS, 210, 1910.
- Livio, M. 2002, Nature, 417, 125.
- McClintock, J. *et al.*, 2001, ApJ, 555, 477.
- Gierlin'ski, M., Zdziarski, A. A., Poutanen, J., Coppi, P. S., Ebisawa, K., & Johnson, W. N. 1999, MNRAS, 309, 496.
- Migliari, S., & Fender, R.P., 2006, MNRAS, 366, 79.
- Migliari, S., Tomsick, J.A., Maccarone, T.J., Gallo, E., Fender, R.P., Nelemans, G., & Russell, D.M. 2006, ApJ, 643L, 41.
- Migliari, S., Tomsick, J.A., Markoff, S., Kalemci, E., Bailyn, C.D., Buxton, M., Corbel, S., Fender, R.P., & Kaaret, P. 2007, astro-ph 0707.4500.
- Moon, D., Kaplan, D.L., Reach, W.T., Harrison, F.A., Lee, J., & Martin, P.E. 2007, astro-ph 0710.3351.
- Muno, M.P., & Mauerhan, J. 2006, ApJ, 648L, 135.
- Vrtilek, S.D. *et al.* 1990, A&A, 235, 162.
- Vrtilek, S.D. *et al.* 1991, ApJ, 376, 278.
- Vrtilek, S.D., Quaintrell, H., Boroson, B., Still, M., Fiedler, H., O'Brien, K., & R. McCray, 2001, ApJ, 549, 522.
- Wachter, S. 2007, AAS, 211, 0305.

**Acknowledgments.** I would like to thank the Disks/Jets consortium:

<http://www.cfa.harvard.edu/twiki/bin/view/GreatObs/JetsDisk>  
for their encouragement, support, and active work on this project.