

The Galactic population of HMXBs as seen with *INTEGRAL* during its four first years of activity

Jérôme Rodriguez

Laboratoire AIM, DAPNIA/SAp, F-91191 Gif-sur-Yvette, France

Arash Bodaghee

ISDC, 16 chemin d'Ecogia, CH-1290, Versoix Switzerland

Abstract. We collected the parameters (position, absorption, spin, orbital period, etc..), when known, of all Galactic sources detected by *INTEGRAL* during its four first years of activity. We use these parameters to test theoretical predictions. For example, it is clear that HMXBs tend to be found mostly in the tangential direction of the Galactic arms, while LMXBs tend to be clustered in the Galactic bulge. We then focus on HMXBs and present two possible new tools, in addition to the well-known “Corbet-diagram”, to distinguish between Be-HMXBs and Sg-HMXBs.

1. Introduction

Over its four first years of activity, *INTEGRAL* has detected about 300 known sources and discovered about 200 in the 20–100 keV range (e.g. Bird et al. 2007). The sources discovered by *INTEGRAL* will hereafter be referred to as “IGRs”¹. Amongst these objects 16% are High Mass X-ray Binaries (HMXB), 16% are Low Mass X-ray Binaries (LMXB) and a large fraction (26%) still lacks a proper identification (Bodaghee et al. 2007). Note that recent Swift follow-ups of IGRs have allowed the identification of several sources, either as AGN (e.g. Landi et al. 2007; Rodriguez et al. 2008), or, mainly for those lying close to the Galactic plane, as probable X-ray binaries (Rodriguez et al. 2008).

Unveiling the nature of sources of unknown type has a great importance. This allows us to study more precisely the source populations of the Galaxy, and thus has great implications on the scenario of source evolution, and on the evolution of the Galaxy. In the same manner populations of extra galactic sources will have an impact on the evolution of galaxies in general and therefore have implications on cosmology. More generally, studying and understanding the nature of high energy sources will permit us to study the physics of emitting processes.

Identifying the nature of a given source is not an easy task, though. A secure identification is usually obtained through the discovery of the infrared or optical counterpart. This first requires that the X-ray position is refined to a few arcsec accuracy, with either *XMM-Newton* or *Swift*, and in crowded regions of the sky, sub-arcsec accuracy (with *Chandra* then) is needed. This approach has proven to be successful in a certain number of cases (e.g. Tomsick et al. 2006; Chaty et al. 2008). It is, however, difficult to obtain observing time with X-ray satellites, and even fine position is sometimes not sufficient to determine

¹ An updated list of IGRs can be found at <http://isdc.unige.ch/~rodrigue/html/igrsources.html>

the true counterpart.

Other parameters should thus be examined and may be used to identify a given source. For example the X-ray spectral and temporal behavior can help. Based on the X-ray spectra of IGR J16320–4751, Rodriguez et al. (2003, 2006) suggested the source was most likely a supergiant (Sg) HMXB with a neutron star primary. This was later confirmed by the detection of coherent pulsations in the X-ray flux from the source (Lutovinov et al. 2005). The HMXB and wind accreting nature of the source have recently been confirmed by Chaty et al. (2008) through infrared spectroscopy. Similarly, Prat et al. (2008, and these proceedings) studied the X-ray behavior of IGR J19140+0951, also suspected to be a Sg-HMXB (Rodriguez et al. 2005). Folding the spectral parameters on the known orbital period, Prat et al. (2008) could first confirm the HMXB nature of the source (it was independently discovered to be a B0.5I HMXB), and deduce some parameters of the system such as the inclination angle, and the mass loss rate of the companion. These examples show that X-ray analysis can be a secure mean to identify the nature of sources.

In an in-depth study Bodaghee et al. (2007) have collected all known parameters of all sources detected by *INTEGRAL* to analyze whether correlations exist between those parameters and the type of source. This approach could permit them to test theoretical models, and search for possible new tools to determine the source type. In the following, we present the results obtained for the Galactic sources. We first show that the position of a source on the plane of the sky, and the orbital period can give a first “flavor” of its nature. We then focus more particularly on HMXBs, and point out the importance of the absorption N_{H} in understanding those objects. We show that in addition to the spin period vs. orbital period diagram (the so-called “Corbet-diagram” (Corbet 1984)), two new tools can be used to discriminate amongst the nature of HMXBs.

2. LMXBs vs. HXMBs: positions and orbital periods

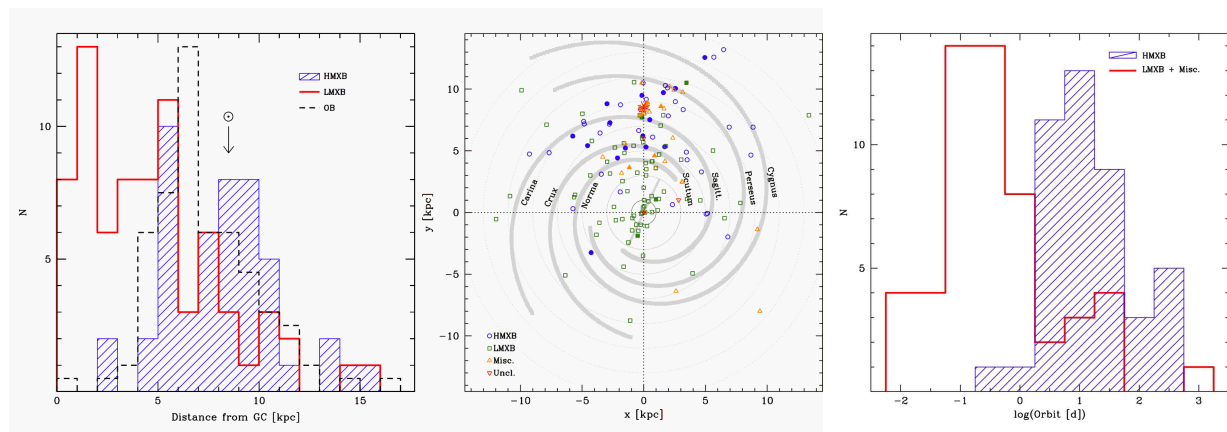


Figure 1. **Left** : Distribution of Galactocentric distances of HMXBs and LMXBs. **Middle** :Galactic distribution of HMXBs, LMXBs and other sources superimposed on a 4-arm Galactic spiral model. **Right** : Distribution of orbital periods of LMXBs and miscellaneous sources (e.g. CVs) and HMXBs.

It is evident from Fig. 1 that a dichotomy between LMXBs and HMXBs exist. Probably the most obvious one concern the distribution of orbital periods. LMXBs have period mostly shorter than 1 d, while HMXBs have much longer periods. This clearly is a results of the

different histories of the two populations of sources: HMXBs are young systems who did not have much time to evolve, while LMXB are old and may represent the ultimate stage of the evolution of binary systems.

In terms of position, a clear difference can also be seen. HMXBs tend to be found close to the Galactic arms (see also e.g. Lutovinov et al. 2005), while LMXBs are more clustered in the Galactic bulge or off the plane. This galactic repartition of source again reflects the different histories of the two populations. LMXBs are old and have, thus, had time to migrate from their formation site (see, for example, the journey of XTE J1118+480 across the Galaxy suggested by Mirabel et al. 2001). They are therefore found where old globular cluster resides (in the bulge) or they had time to migrate off the plane (e.g. XTE J1118+480). HMXBs are, on the contrary, young, and did not have sufficient time to travel far from their formation sites. They are, hence, found close to star forming regions. Note that Lutovinov et al. (2005) found the distribution of HMXBs was slightly offset wrt the direction of the spiral arms. This could simply reflect the time delay between the evolution of a system to become and HMXB and the change of the position of the Galactic arms induced by Galactic rotation.

3. HMXBs: P_{spin} , P_{orb} and N_H

While for extra-galactic IGRs are not more absorbed than previously known sources, this is not the case for Galactic sources. On average Galactic IGRs are four times more absorbed than pre-*INTEGRAL* sources. Although not expected, this results is not astonishing. *INTEGRAL*/ISGRI is sensitive above 20 keV in a spectral domain immune to absorption, and *INTEGRAL* has performed a deep survey of the Galactic center and plane, where Galactic sources are mostly found. Most of the identified Galactic IGRs are Sg-HMXBs. In addition to enabling a non-biased view of Galactic high energy source populations to be obtained, *INTEGRAL* has allowed new populations to be unveiled: the Supergiant Fast X-ray Transients and “super-absorbed” Sg-HXMBs (e.g. Chaty et al. , Rahoui et al. , Sidoli et al. , Negueruela et al. these proceedings).

a). P_{spin} vs. P_{orb} , the Corbet Diagram

Fig. 2 represents the Corbet-diagram of the HMXBs with known orbital and pulse periods. A well known dichotomy between Sg-HMXBs and Be-HMXBs is clear. As an example, IGR J16320–4751 is represented on this diagram. This source, early suspected to be a Sg-HMXB (Rodriguez et al. 2003, 2006), and recently confirmed so (Chaty et al. 2008), lies well within the Sg-HMXB part of the plot. Two sources (AX J1749.1–2723 and IGR J18483–0311) whose orbital and/or pulse periods have recently been found are added to the plot. Given their position in the diagram they are proposed as Be-HMXBs (Sguera et al. 2007; Karasev et al. 2007). It is remarkable that although *INTEGRAL* has almost doubled the number of Sg-HMXBs, the known fact that Be-HMXBs have longer orbital periods remains valid.

b) N_H vs. P_{pulse} and N_H vs. P_{orb} : the “Bodaghee-diagrams”

Given the different accretion processes (pure wind vs. dense equatorial disk), different orbital periods, one may think that both classes of HMXBs should have distinct behaviors when comparing their pulse and orbital periods with N_H . First Be systems have longer orbital periods than Sg-HMXBs. Then, in Sg-HMXBs the compact object is always embedded in the strong wind from the companion (hence N_H may expected to be higher), while in Be-HMXB this should not be the case. The different structures of the winds (the density of the wind is $\rho(r) \propto r^{-2}$ in Sg stars, while the equatorial wind of Be star has $\rho(r) \propto r^{-3}$ with

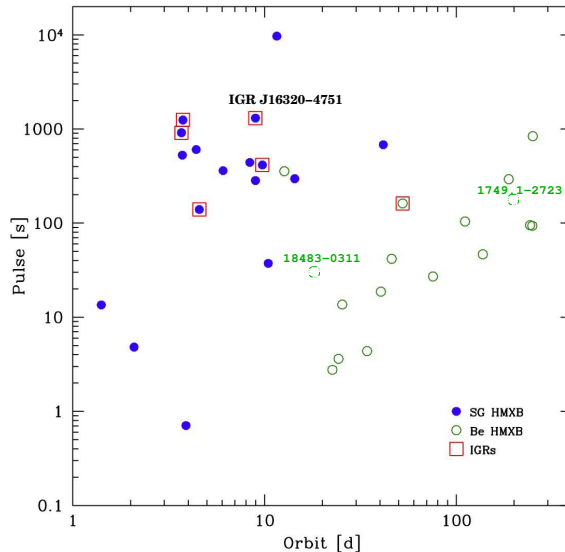


Figure 2. Corbet-diagram of the HMXBs detected by *INTEGRAL*. The red squares represent IGRs. Most IGRs are in the Sg-HMXB part of the plot. Note that in addition to the results from Bodaghee et al. (2007) two sources with recently found orbital and/or pulse periods have been added (IGR J18483–0311 and AX J1749.1–2723). IGR J16320–4751 early suspected to be a Sg-HMXB based on its X-ray behavior is also indicated.

r the radius) may also affect differently the value of the spins of the pulsar in both class of systems. Fig. 3 represents the N_{H} vs. P_{pulse} and N_{H} vs. P_{orb} diagrams.

Although the dichotomy is less clear than on the Corbet-diagram (Fig. 2), a certain discrimination is visible on both plots. Both family of sources tend to cluster on different parts of the diagrams. To test the validity of those diagrams to discriminate amongst the two different types, we can use IGR J16320–4751, and IGR J19140+0951, both confirmed Sg-HMXBs. The first has $N_{\text{H}}=2 \times 10^{23} \text{ cm}^{-2}$, $P_{\text{pulse}}=1300 \text{ s}$, and $P_{\text{orb}} = 8.96 \text{ d}$. It clearly lies within a region of Sg systems. The latter has $N_{\text{H}}=10^{23} \text{ cm}^{-2}$ and $P_{\text{orb}} = 13.55 \text{ d}$. It also lies close to a group of Sg systems. We also added AX J1749.1–2723 and IGR J18483–0311 to the plots. The former clearly lies in a region of the plot populated by Be systems. This and its position in the Corbet diagram render its identification as a Be system very likely. The latter is more a borderline source, although it seems in all three diagrams to lie closer to the Be systems. This suggests it is a Be-HMXB. Note that the Sg-HMXB clearly lying in the Be-HMXB zone in Fig. 3 (left) is Cen X-3 ($P_{\text{pulse}}=4.81 \text{ s}$, normalized $N_{\text{H}}=1.7$) a Roche lobe overflow HMXB, hence similar to Be-HMXBs.

4. Conclusions

We inspected all known parameters of about 500 sources detected by *INTEGRAL* (Bodaghee et al. 2007), and focused here mainly on X-ray binaries, and HMXBs. The main results of our study can be summarized as follows:

- HMXBs are clustered towards spiral arm tangents although an offset is visible.
- The distribution of HMXBs follows star forming regions.
- LMXBs are mostly found in Galactic bulge, or at high latitude.

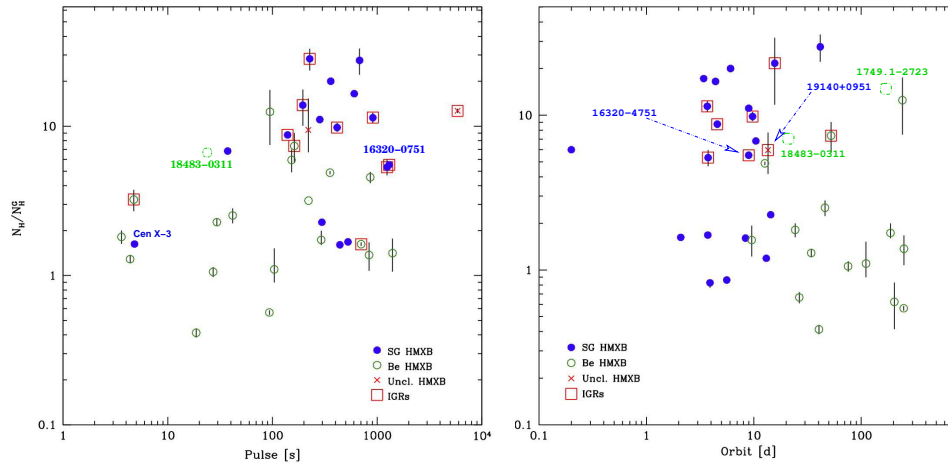


Figure 3. “Bodaghee-diagrams” of HMXBs. **Left** : N_{H} vs. P_{pulse} . **Right** : N_{H} vs. P_{orb} . N_{H} is normalized by the value of the absorption on the line of sight as obtained from Dickey & Lockman (1990).

- A dichotomy between the orbital period of LMXBs/CVs and HMXBs exists and is confirmed even after four years of activity of *INTEGRAL*.
- *INTEGRAL* has discovered more than 200 IGRs
- The majority is unclassified but distribution follows Galactic population (although some recently identified are AGNs)
- 31% of identified IGRs are HMXB, with large proportion of SG HMXB
- We showed that Sg-HMXBs and Be-HMXBs tend to occupy different regions of N_{H} vs. P_{spin} and N_{H} vs. P_{orb} diagrams
- This dichotomy may directly reflect differences related to the physics of accretion in those systems, and/or differences of the winds of the companions.

References

- Bird, A.J., Malizzia, A., Bazzano, A. et al. 2007, ApJS, 170, 175
 Bodaghee, A., Courvoisier, T. J.-L., Rodriguez, J. et al. 2007, A&A, 467, 585
 Chaty, S., et al. 2008, submitted to A&A
 Corbet, R.H.D. 1984, A&A, 141, 91
 Dickey, J.M., & Lockman, F.J. 1990, ARA&A, 28, 215
 Karasev, D., et al. 2007, ATel 1245
 Landi, R. et al. 2007, ATels 1274 & 1288
 Lutovinov, A.A., Rodriguez, J., Revnivtsev, M., Shtikovskiy, P. 2005, A&A, 433, L41
 Mirabel, I.F., Dhawan, V., Mignani, R.P., Rodriguez, I., Guglielmetti, F. 2001, Nature, 413, 139
 Prat, L., Rodriguez, J., Hannikainen, D.C., Shaw, S.E. 2008, submitted to MNRAS.
 Rodriguez, J., Tomsick, J.A., Foschini, L., et al. 2003, A&A, 407, L41
 Rodriguez, J., Cabanac, C., Hannikainen, D.C., et al. 2005, A&A, 432, 235
 Rodriguez, J., Bodaghee, A., Kaaret, P., et al. 2006, MNRAS, 366, 274
 Rodriguez, J., Tomsick, J.A., Chaty, S. 2008, submitted to A&A
 Sguera, V., Hill, A.B., Bird, A.J., et al. 2007, A&A 467, 249
 Tomsick, J.A., Chaty, S., Rodriguez, J. et al. 2006, ApJ, 647, 1309