

Cosmic microwave background constraints on a decaying cosmological term related to the thermal evolution

Riou Nakamura ¹, Masa-aki Hashimoto ¹, and Kiyotomo Ichiki ²

¹ *Department of Physics, Graduate School of Sciences,
Kyushu University, 4-2-1, Ropponmatsu, Chuo-ku,
Fukuoka-city, Fukuoka 810-8560, Japan and*

² *Research Center for the Early Universe,
Graduate School of Science, The University of Tokyo,
7-3-1, Hongo, Bunkyo-ku, Tokyo 113-0033, Japan*

(Dated: February 9, 2022)

Abstract

We constrain the thermal evolution of the universe with a decaying cosmological term by using the method of the analysis for the Wilkinson Microwave Anisotropy Probe (WMAP) observation data. The cosmological term is assumed to be a function of the scale factor that increases toward the early universe, and the radiation energy density is lower compared to that in the model with the standard cosmological constant (Λ CDM). The decrease in the radiation density affects the thermal history of the universe; e.g. the photon decoupling occurs at higher- z compared to the case of the standard Λ CDM model. As a consequence, a decaying cosmological term affects the cosmic microwave background (CMB) anisotropy. Thanks to the Markov-Chain Monte Carlo method, we compare the angular power spectrum in the decaying Λ CDM model with the CMB data, and we get severe constraints on parameters of the model.

PACS numbers: 95.36.+x, 98.80.-k, 98.80.Es

I. INTRODUCTION

Recent astronomical observations such as high redshift type Ia supernovae (SNIa) [1, 2], cosmic microwave background (CMB) anisotropy [3], suggest the existence of dark energy strongly. Although many researchers have investigated dark energy, its nature is still unknown. In the proposed models or the equation of state of dark energy [4], the cosmological constant cannot be excluded [2].

If we assume that the dark energy is equivalent to a cosmological constant Λ , there rises again so called a *cosmological constant problem*[5]: the present value of Λ is extraordinarily small compared with an inferred vacuum energy during the Planck time. To solve this problem, it is natural to consider that Λ decreases from a large value at the early epoch to the present value. Many functional forms of Λ have been suggested : for instance decaying- Λ has been introduced as a function of a scalar field in the Brans-Dicke gravitational theory [6]. The evolution of the universe under various models of Λ which are included in the energy-momentum tensor has been investigated analytically [7].

In addition, interacting Λ with other kinds of energy has been also discussed. The vacuum energy of Λ coupled with baryon could be ruled out, because baryon-antibaryon created through vacuum decay causes pair-annihilation. The produced high energy gamma ray flux is contradicted with the observations [8]. On the other hand, the vacuum energy decayed into the photon could affect the cosmological evolution significantly. Assuming that the ratio of the vacuum energy to the radiation is constant at the radiation dominated era ($z > 10^5$), Freese et al. [8] investigated the effects on primordial nucleosynthesis and obtained a limit of vacuum to photon energy ratio, which is less than 0.07. Furthermore, it is pointed out that observational constraints from the CMB intensity put the limit on the ratio of the vacuum to the radiation energy to be $\sim 10^{-3}$ [9].

From the thermodynamical point of view, the temperature-redshift relation is modified by including adiabatic photon creation due to vacuum decay [10, 11]. A phenomenological decaying- Λ has been found to affect the cosmological evolution after the recombination [12, 13, 14]. In models having Λ terms as a function of the scale factor, the radiation and matter temperatures would be significantly lower compared to the standard cold dark matter model with a constant Λ (SACDM) [12]: the molecular formation is occurred at earlier epoch by $\Delta z < 10^3$ [13]. Furthermore, it is shown that in some parameter regions, the radiation

temperature could become higher compared with the SACDM model, which is found to be consistent with the observational result of $z < 4$ [14].

Related to the recent observations, the first star formation that occurred at the end of the *dark age* has been investigated progressively [15]. In decaying Λ models, using a cooling diagram, the first star formation was estimated to occur at an earlier epoch by $\Delta z \sim 20$ with its mass $\sim 10^6 M_\odot$ [13]. In the meantime, from an observational approach, the CMB polarization observed by the WMAP satellite predicts via measured reionization redshift with use of the SACDM model that a first object was formed around $z = 10$ [3, 16]. Since the CMB anisotropies give severe constraints on parameter regions concerning the cosmological evolution, we can also estimate the era of the first star formation in the decaying- Λ cosmology using the CMB anisotropy.

In the present paper, we constrain the parameter regions that determine the thermal history of the universe with a Λ decaying into the photon (hereafter we call it DACDM). In Sec. II, we describe briefly the thermal evolution and clarify the effects on photon decoupling in the DACDM model. In Sec. III we examine the consistency between DACDM and the CMB anisotropy data of Winlinson Microwave Anisotropy Probe (WMAP) using the Markov-Chain Monte Carlo (MCMC) method. Summary and discussion are given in Sec. IV.

II. THERMAL EVOLUTION WITH A DECAYING COSMOLOGICAL TERM

Using the Friedmann-Robertson-Walker metric, the Einstein equation and/or the energy-momentum conservation law are written as follows:

$$\left(\frac{\dot{a}}{a}\right)^2 = \frac{8\pi G}{3}\bar{\rho}a^2 - K, \quad (1)$$

$$\dot{\bar{\rho}} = -3\frac{\dot{a}}{a}(\bar{\rho} + \bar{p}), \quad (2)$$

where a , K and G are the cosmic scale factor, the curvature and the gravitational constant, respectively. We note that bars such as $\bar{\rho}$ and \bar{p} indicate the average values during the cosmological evolution. We choose the unit such that the velocity of light $c = 1$. Note that *dots* in Eqs. (1) and (2) indicate the derivative concerning a conformal time τ . The total energy density $\bar{\rho}$ and the pressure \bar{p} are written as

$$\bar{\rho} = \bar{\rho}_m + \bar{\rho}_\gamma + \bar{\rho}_\nu + \bar{\rho}_\Lambda, \quad \bar{p} = \bar{p}_\gamma + \bar{p}_\nu + \bar{p}_\Lambda, \quad (3)$$

where the subscripts m, γ, ν , and Λ indicate the nonrelativistic matter (baryon plus cold dark matter), photon, neutrino, and a cosmological term, respectively. The equation of states $\bar{p}/\bar{\rho}$ for individual components are written as,

$$\bar{p}/\bar{\rho} = \begin{cases} 1/3 & \text{relativistic particles,} \\ 0 & \text{non-relativistic particles,} \\ -1 & \text{cosmological term .} \end{cases} \quad (4)$$

Here the energy densities of matter and neutrino vary as $\bar{\rho}_m = \bar{\rho}_{m0}a^{-3}$ and $\bar{\rho}_\nu = \bar{\rho}_{\nu0}a^{-4}$, where the subscript 0 means the present value.

From Eqs. (2), (3) and (4), we get the evolution equation of the photon energy density after the epoch of electron-positron pair-annihilation :

$$\frac{d\Omega_\gamma}{da} + 4\frac{\Omega_\gamma}{a} = -\frac{d\Omega_\Lambda}{da}, \quad (5)$$

with the density parameter Ω_i

$$\Omega_i = \frac{\bar{\rho}_i}{\rho_{\text{crit}}}, \quad \rho_{\text{crit}} = \frac{3H_0^2}{8\pi G},$$

where H_0 is the Hubble constant in units of km/sec/Mpc.

In the DACDM model, the evolution of the photon is affected by the time-dependent cosmological term. In this work, we assume a functional form of Λ as follows [12, 13, 14, 17]:

$$\Omega_\Lambda = \Omega_{\Lambda1} + \Omega_{\Lambda2}a^{-m}, \quad (6)$$

where $\Omega_{\Lambda1}, \Omega_{\Lambda2}$ and m are constants. Note that the present value of Ω_Λ is expressed by $\Omega_{\Lambda0} = \Omega_{\Lambda1} + \Omega_{\Lambda2}$. Formalism of this paper is based on previous studies in Refs.[12, 13].

Integration of Eq. (5) with (6) and Stefan-Boltzmann's law, $\bar{\rho}_\gamma \propto T_\gamma^4$, leads to the following photon temperature as a function of the scale factor [14],

$$T_\gamma = \frac{T_{\gamma0}}{a} \times \begin{cases} \left[1 + \frac{\alpha}{\Omega_{\gamma0}} (a^{4-m} - 1) \right]^{1/4} & (m \neq 4), \\ \left(1 + 4\frac{\Omega_{\Lambda2}}{\Omega_{\gamma0}} \ln a \right)^{1/4} & (m = 4) \end{cases} \quad (7)$$

where T_γ is the present photon temperature and $\alpha \equiv m\Omega_{\Lambda2}/(4-m)$. The present photon energy density $\Omega_{\gamma0} = 2.471 \times 10^{-5} h^{-2} (T_{\gamma0}/2.725 \text{ K})^4$ with the normalized Hubble constant h

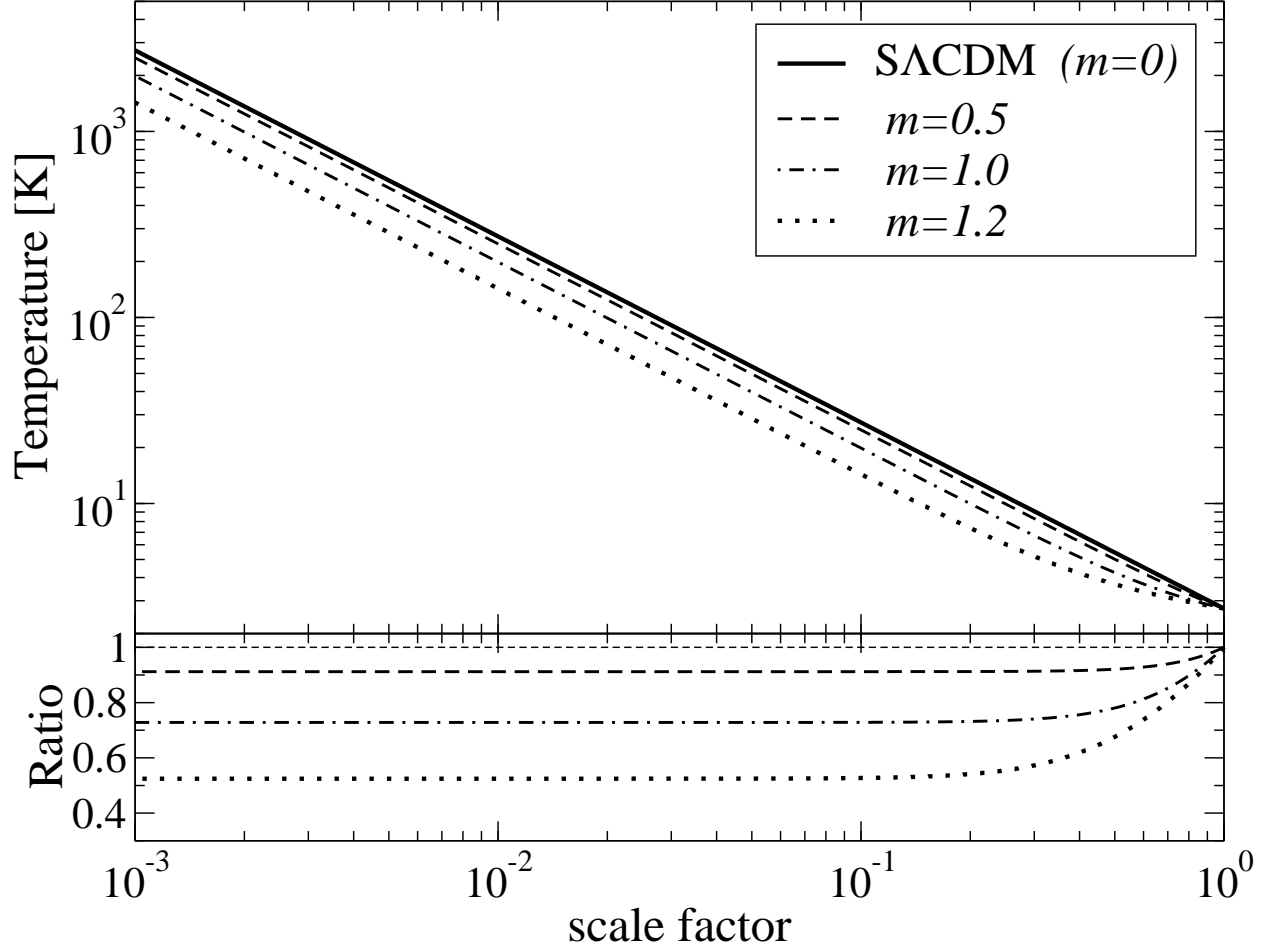


FIG. 1: Upper panel: the evolution of the photon temperature in DACDM ($m = 0 - 1.2$) with $\Omega_{\Lambda 2} = 10^{-4}$ after the hydrogen recombination era. Lower panel: the ratios of T_γ to that of SΛCDM.

($H_0 = 100 h$ km/sec/Mpc). Second terms in Eq. (7) are characteristic ones in the DACDM model; the evolution of the photon is modified by those terms.

Figure 1 illustrates the evolution of the photon temperature in the DACDM model. It can be seen that T_γ in DACDM is lower compared to that in SΛCDM. For $0 < m < 4$, the photon evolves as $T_\gamma \propto a^{-1}$ at the early epoch and the slope of T_γ against a decreases due to the contribution of a^{4-m} near the present epoch. For $m > 4$, the opposite results are obtained. Therefore, decaying- Λ affects the thermal history at around the present epoch of $z < 10^3$ and particularly after the hydrogen recombination era.

If $\Omega_{\Lambda 2}$ and/or m is very large, the solution with present $T_{\gamma 0}$ fixed indicates that the total energy density becomes negative for some epoch of $z > 0$. As a consequence, these parameters were constrained as $m\Omega_{\Lambda 2} \leq 10^{-3}$ [12]. In our analysis, the photon temperature

for large m and/or $\Omega_{\Lambda 2}$ becomes also negative at some epoch of $a < 1$. By excluding this kind of solution, we obtain the upper limits on both $\Omega_{\Lambda 2}$ and m from Eq. (7):

$$\alpha < \Omega_{\gamma 0} \quad (m < 4). \quad (8)$$

In the case of $m \geq 4$, we assume $T_\gamma > 0$ until the primordial nucleosynthesis epoch, $a = 10^{-10}$, and obtain the limits

$$\Omega_{\gamma 0} \gtrsim 92\Omega_{\Lambda 2}, \quad (m = 4) \quad (9)$$

$$\Omega_{\gamma 0} > -10^{10(m-4)}\alpha \quad (m > 4) \quad (10)$$

On the other hand, for $\Omega_{\Lambda 2} < 0$ or $m < 0$, we find that T_γ becomes negative at some time of $a > 1$. Therefore we impose the two conditions of $\Omega_{\Lambda 2} \geq 0$ and $m \geq 0$.

In the DACDM model, the cosmological term decreases from the early time to the present, because the second term in Eq. (6) becomes larger than the first one at the early epoch of $z > 0$. Since the first term in Eq. (6) dominates near the present epoch, the Λ term is nearly constant for low- z . Although cosmological models with the Λ term have been tightly constrained from the luminosity-redshift relation of SNIa, effects on the expansion rate are negligible in the DACDM model.

In the SACDM model, the ratio of the photon to the neutrino temperature is $T_\gamma/T_\nu = (11/4)^{1/3}$ after electron-positron annihilation, because T_γ and T_ν evolve as $\propto a^{-1}$. In the DACDM model, since a decaying- Λ alters the evolution of the photon, the ratio of the photon-to-neutrino depends on time. Nonetheless if we set $T_\gamma/T_\nu = (11/4)^{1/3}$ at $a = 10^{-10}$ in the DACDM model, the present neutrino temperature is lower than that in SACDM as seen in the second column of Table I. Although recent observational studies put constraints on properties of the cosmic neutrino background such as the neutrino species or masses (e.g. [3, 18]), there is no observation about its temperature (or the energy density). Therefore, DACDM seems to have no problems for the lower neutrino temperature.

CMB temperature at $z = 0$ was measured accurately by the Far Infrared Absolute Spectrophotometer of Cosmic Background Explorer: $T = 2.725 \pm 0.002$ K at 2σ C.L. [19]. On the other hand, CMB temperature observation at $z > 0$ are reported in literature [20, 21]. Consistency of the temperature evolution in the DACDM model with these observational results has been discussed [14]. When m and/or $\Omega_{\Lambda 2}$ take a large value, T_γ in the DACDM model is not consistent with the temperature observation. Puy [14] has put constraints only

on the $m - \Omega_{\Lambda 2}$ plane from the temperature observation of $z < 1$ [21] :

$$|m| \leq 1, |\Omega_{\Lambda 2}| \leq 10^{-4}. \quad (11)$$

These limits are obtained by comparing the observational temperature included 1σ error with the temperature given in Eq. (7). Thus, we perform the extended analysis to constrain the parameters using the available observations as precisely as possible. Figure 2 shows constraints on the $m - \Omega_{\Lambda 2}$ plane from the observational temperature using the same analysis in Ref. [14] under the theoretical request of $T_\gamma > 0$. Constraints from T_γ at $z > 1$ are similar for $m > 4$ as shown in the upper panel of Fig.2 and those from T_γ at $z < 1$ have large uncertainty as shown in the lower panel of Fig.2. These limits of m or $\Omega_{\Lambda 2}$ obtained from the observed temperatures are consistent with the excluded region by Eqs.(8), (9) and (10). Since obtained constraints are rather rough, we put further severe limits using CMB anisotropy as shown in Sec.III.

Now we estimate the epoch of photon decoupling by calculating the visibility function $g(t)$ which has a peak at the epoch of the last-scattering surface:

$$g(t) = -\dot{\tau}e^{-\tau}, \quad \tau = \sigma_T \int n_e dt,$$

where σ_T is the Thomson-scattering cross-section and n_e is the number density of the free electrons that depends on the recombination history of the universe.

Figure 3 illustrates the visibility function as a function of redshift in the Λ CDM and Λ CDM models. The epoch of photon decoupling shifts to higher- z as shown in the third column of Table I. When we take the upper limits obtained from Eq. (8), $(\Omega_{\Lambda 2}, m) = (10^{-4}, 1.2)$, the photon decoupling occurs at $z_{dec} = 2040$ that is earlier by $\Delta z_{dec} \sim 950$ compared to the case of the Λ CDM. In addition, we find that photon temperature at the last-scattering surface is about 0.1% lower than that in the Λ CDM model, as shown in the fourth column of Table I. These effects should be further constrained by the cosmological observations such as CMB anisotropy as shown in the following sections.

III. EFFECTS ON CMB ANISOTROPY AND CONSTRAINTS BY MARKOV-CHAIN MONTE CARLO ANALYSIS

Before discussing effects of a decaying- Λ on the CMB power spectrum, let us formulate the Boltzmann equation for the photon in the Λ CDM model based on the cosmological

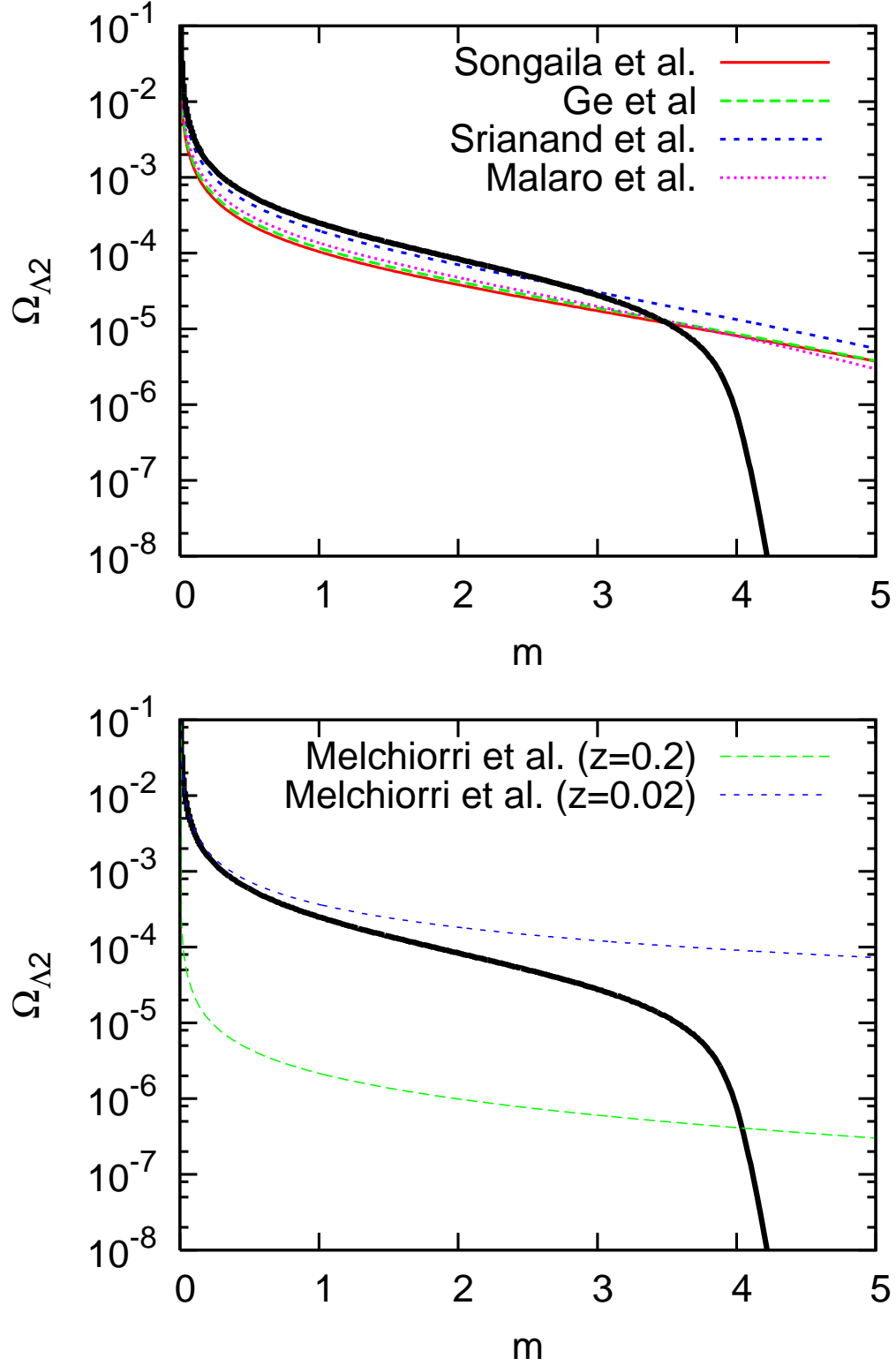


FIG. 2: Constraints on the $m - \Omega_{\Lambda 2}$ plane from observational temperatures. The black-solid line shows the upper limits of parameters by Eqs. (8), (9), and (10), and the other lines indicate the upper limits obtained from the same analysis in Ref.[14] . Upper panel: constraints from the temperature at $z > 1$. Lower panel: constraints from the temperature at $z < 1$.

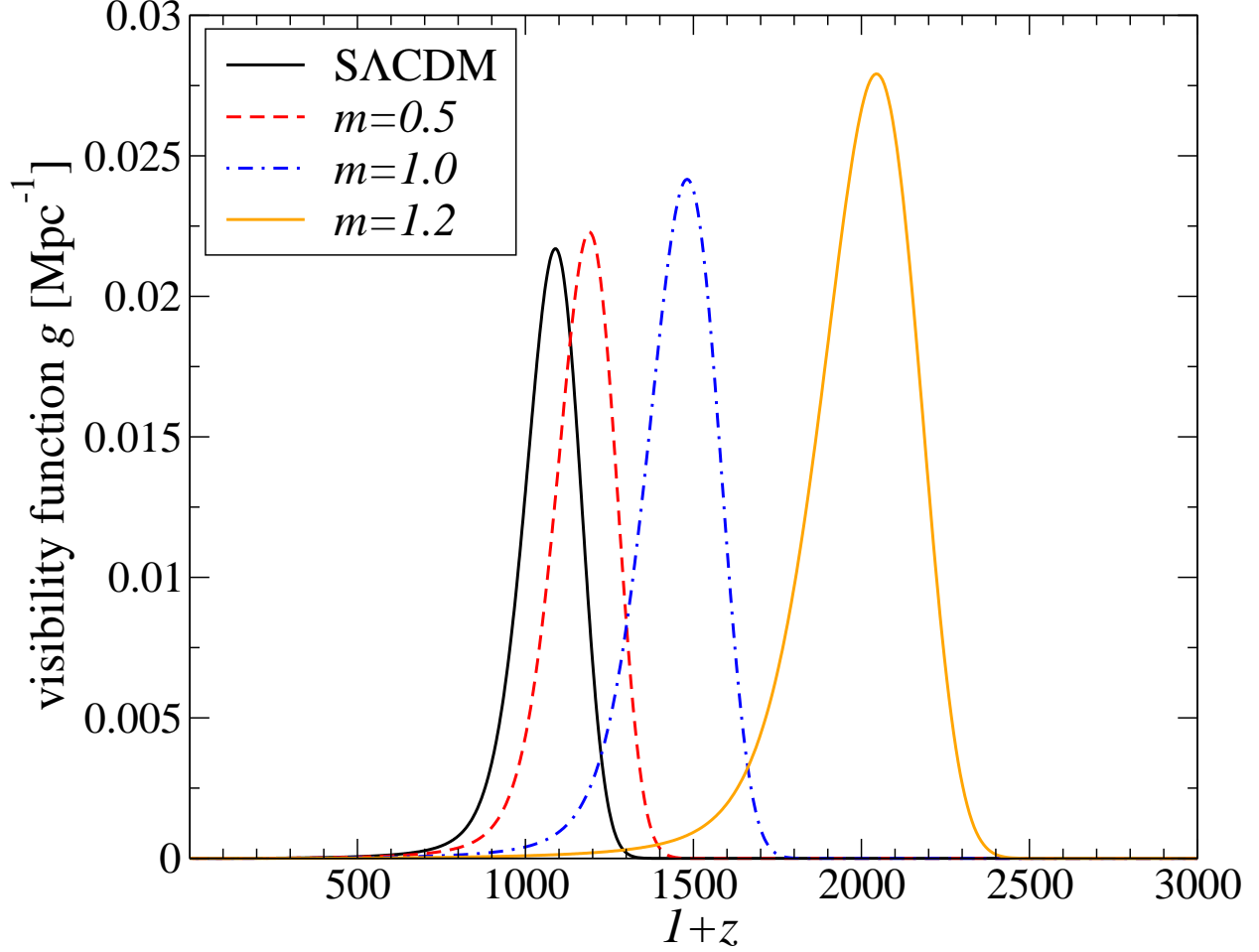


FIG. 3: Visibility function vs the redshift for a fixed parameter $\Omega_{\Lambda 2} = 10^{-4}$. Peaks of g show the epoch of photon decoupling. As the values of the parameter m increase, the photon decoupling occurs at an earlier epoch.

perturbation theory. The line element in the synchronous gauge with the flat space is written as

$$ds^2 = a(\tau) \left[-d\tau^2 + (\delta_{ij} + h_{ij}) dx^i dx^j \right], \quad (12)$$

where h_{ij} is the metric perturbation. We introduce two fields $h(\mathbf{k}, \tau)$ and $\eta(\mathbf{k}, \tau)$ in the Fourier k -space and write the scalar mode of h_{ij} as the Fourier integral:

$$h_{ij}(\mathbf{x}, \tau) = \int d^3k e^{i\mathbf{k} \cdot \mathbf{x}} \left[\hat{\mathbf{k}}_i \hat{\mathbf{k}}_j h(\mathbf{k}, \tau) + \left(\hat{\mathbf{k}}_i \hat{\mathbf{k}}_j - \frac{\delta_{ij}}{3} \right) 6\eta(\mathbf{k}, \tau) \right],$$

TABLE I: Present neutrino temperature ($z = 0$), redshift, and photon temperature at the last-scattering surface (z_{dec}) in the decaying- Λ model with $\Omega_{\Lambda 2} = 10^{-4}$.

Parameter	T_ν [K] ($z = 0$)	z_{dec}	T_γ [K] (z_{dec})
$m = 0.0$	1.945	1087	2965
$m = 0.5$	1.774	1188	2957
$m = 1.0$	1.416	1480	2939
$m = 1.2$	1.022	2043	2921

where $\mathbf{k}_j = k\hat{\mathbf{k}}_j$ with the unit vector $\hat{\mathbf{k}}_j$. Components of the energy-momentum tensor with perturbed parts are given by

$$\begin{aligned}
T_0^0 &= -(\bar{\rho} + \delta\rho), \\
T_j^0 &= -T_0^j = (\bar{\rho} + \bar{p})v_j, \\
T_j^i &= (\bar{p} + \delta p)\delta_j^i + \Sigma_j^i,
\end{aligned} \tag{13}$$

where $\delta\rho, \delta p, v_i$ and Σ_j^i are perturbed parts of the energy density, pressure, velocity of fluids, and anisotropic stress, respectively.

In the DACDM model, the energy density of the photon in the background part is obtained from Eq. (5). The perturbed parts of the equation of the energy-momentum conservation that correspond to the first order perturbation reduce to the following equations,

$$\dot{\delta}_\gamma = -\frac{4}{3}\theta_\gamma - \frac{2}{3}\dot{h} + \frac{\dot{\rho}_\Lambda}{\bar{\rho}_\gamma}\delta_\gamma \tag{14}$$

$$\dot{\theta}_\gamma = \frac{1}{4}k^2\delta_\gamma - k^2\sigma_\gamma + \frac{\dot{\rho}_\Lambda}{\bar{\rho}_\gamma}\theta_\gamma, \tag{15}$$

where $\delta_\gamma = \delta\rho_\gamma/\bar{\rho}_\gamma$ and θ_γ is the divergence of the fluid velocity, $\theta_\gamma \equiv ik^j v_j$. σ_γ is defined by

$$(\bar{\rho}_\gamma + \bar{p}_\gamma)\sigma_\gamma \equiv -\left(\hat{\mathbf{k}}_i \cdot \hat{\mathbf{k}}_j - \frac{1}{3}\delta_{ij}\right)\Sigma_j^i.$$

Equations (14) and (15) are the continuity and Euler equations, respectively. Note that we take into account the interaction terms proportional to $\dot{\rho}_\Lambda$ in these equations and the effects will be small since the ratio ρ_Λ/ρ_γ at $z = 10^3$ is less than 10^{-3} .

Moreover, to construct the perturbed evolution equation of the photon, we need the contribution of the higher multipole moments. The Boltzmann equation for a relativistic

particle in k -space is written as follows [22] :

$$f_0 \frac{\partial \Psi}{\partial \tau} + \Psi \frac{\partial f_0}{\partial \tau} + ik\mu f_0 \Psi + \frac{d \ln f_0}{d \ln q} \left(\dot{\eta} + \frac{\dot{h} + 6\dot{\eta}}{2} \mu^2 \right) = \left(\frac{\partial f}{\partial \tau} \right)_{col}, \quad (16)$$

where $\mu = \hat{k} \cdot \hat{n}$, and $q_i = qn_i$ is the 3-dimensional momentum. The right-hand side of Eq. (16) is the collision term. The distribution function expressed by the convolution of zeroth-order and the perturbed part is written as

$$f(x^i, q, n_j, \tau) = f_0(q, \tau)(1 + \Psi(x^i, q, n_j, \tau)).$$

In the Λ CDM model, the zeroth-order distribution function, f_0 , of the photon is described as $f_{\gamma 0}(q) = 1/(h_p \exp(q/k_B T_\gamma) - 1)$, where h_p and k_B are the Planck and Boltzmann constants, respectively. However, in models with a created photon by decaying vacuum energy, the spectral distribution of CMB is a function of both temperature and the comoving number of photon, where f_0 takes a generalized Planckian form [11]. Therefore, we cannot drop the second term in the left-hand side in Eq. (16), which is the time derivative of f_0 .

To obtain the Boltzmann equation for photon, we expand the angular dependent part of the perturbation in a series of Legendre polynomials $P_l(\hat{k} \cdot \hat{n})$ as follows:

$$F_\gamma(\mathbf{k}, \hat{n}, \tau) \equiv \frac{\int q^2 dq f_0(q, \tau) \Psi}{\int q^2 dq f_0(q, \tau)} = \sum_{l=0}^{\infty} (-i)^l (2l+1) F_{\gamma l}(\mathbf{k}, \tau) P_l(\mu).$$

We integrate Eq.(16) multiplied by $q^3 dq f_0$ over the whole p space and divide it by $\int q^3 dq f_0$. Then we obtain the following Boltzmann equation for the CMB photon in k -space:

$$\dot{F}_\gamma + ik\mu F_\gamma + \frac{4}{3} \left(\dot{h} + 6\dot{\eta} \right) P_2(\mu) + \frac{2}{3} \dot{h} - \frac{\dot{\rho}_\Lambda}{\bar{\rho}_\gamma} F_\gamma = \left(\frac{\partial F_\gamma}{\partial \tau} \right)_{col}. \quad (17)$$

The last term of the left-hand side in Eq. (17) corresponds to a new one that appeared in the DACDM model. The collision term in the right-hand side is described as Thomson scattering [22]:

$$\left(\frac{\partial F_\gamma}{\partial \tau} \right)_{col} = an_e x_e \sigma_T \left[-F_\gamma + F_{\gamma 0} + 4\hat{n} \cdot \mathbf{v}_e - \frac{1}{2} (F_\gamma + G_{\gamma 0} + G_{\gamma 2}) P_2(\mu) \right], \quad (18)$$

where $G_{\gamma l}$ is the difference of the two linear polarization components.

Substituting the Legendre expansion for F_γ , and using the orthonormality of the Legendre polynomial with the recursion relation $(l+1)P_{l+1}(\mu) = (2l+1)\mu P_l(\mu) - lP_{l-1}(\mu)$, we get

the Boltzmann equations for the photon in the DACDM model as follows:

$$\dot{\theta}_\gamma = \frac{1}{4}k^2\delta_\gamma - k^2\sigma_\gamma - an_ex_e\sigma_T(\theta_\gamma - \theta_b) + \frac{\dot{\rho}_\Lambda}{\bar{\rho}_\gamma}\theta_\gamma, \quad (19)$$

$$\dot{\sigma}_\gamma = \frac{4}{15}\theta_\gamma - \frac{3}{10}kF_{\gamma 3} + \frac{2}{15}(\dot{h} + 6\dot{\eta}) - \frac{9}{10}an_ex_e\sigma_T\sigma_\gamma + \frac{1}{20}an_ex_e\sigma_T(G_{\gamma 0} + G_{\gamma 2}) + \frac{\dot{\rho}_\Lambda}{\bar{\rho}_\gamma}\sigma_\gamma, \quad (20)$$

$$\dot{F}_{\gamma l} = \frac{k}{2l+1} [lF_{\gamma, l-1} - (l+1)F_{\gamma, l+1}] - an_ex_e\sigma_T F_{\gamma l} + \frac{\dot{\rho}_\Lambda}{\bar{\rho}_\gamma}F_{\gamma l} \quad (l \geq 3), \quad (21)$$

where

$$\delta_\gamma = F_{\gamma 0}, \quad \theta_\gamma = \frac{3}{4}kF_{\gamma 1}, \quad \sigma_\gamma = \frac{F_{\gamma 2}}{2}.$$

We calculate the CMB power spectrum by modifying the CAMB code [23] based on the CMBFAST code [24], where we include the modified Boltzmann equation of Eqs. (14), (19)–(21). Figure 4 shows the effects of m on the angular power spectrum with the following cosmological parameters: the baryon density parameter $\Omega_b h^2 = 0.0223$, the cold dark matter (CDM) density parameter $\Omega_{CDM} h^2 = 0.104$, $K = 0$, $h = 0.73$, and the reionization is neglected. We find that a decaying- Λ modifies the CMB power spectrum as follows: if m and/or $\Omega_{\Lambda 2}$ is small, the amplitude of the power spectrum decreases. If we take larger values of m and/or $\Omega_{\Lambda 2}$, the first and third peaks of the power spectrum increase due to the large baryon density relative to the photon energy density. Furthermore, the CMB power spectrum shifts toward higher- l , because the photon last-scattering occurs at an earlier epoch as seen in Fig. 3 and Table I. We have found that the new term in the DACDM model increases the angular power spectrum at $l > 20$ by about 10^{-3} percents. Therefore, the observational constraints are the same even if these terms are not included.

The CMB angular power spectrum is rather sensitive to other cosmological parameters. For instance, baryon and CDM densities affect the amplitude of CMB anisotropy. Therefore, we need to carry out the MCMC approach [25] to constrain the possible parameters: $\Omega_b h^2$, $\Omega_{CDM} h^2$, h , the reionization redshift z_{re} , the scalar spectral index n_s , the amplitude of density fluctuation A_s , and two parameters in DACDM ($\Omega_{\Lambda 2}$ and m). We note that we do not assume flat universe.

To start the MCMC calculations, we assume the priors on the cosmological parameters as follows: $0.5 \leq n_s \leq 1.5$, $\Omega_b h^2 = 0.022 \pm 0.0022$ at 1σ C.L. (BBN prior), $0.01 \leq \Omega_{CDM} h^2 \leq 0.99$, $-0.3 \leq \Omega_{K0} (\equiv -K/H_0^2) \leq 0.3$, $0 \leq \Omega_{\Lambda 1} \leq 1.0$, and $10 \text{ Gyr} < t_0 < 20 \text{ Gyr}$ (age of the universe).

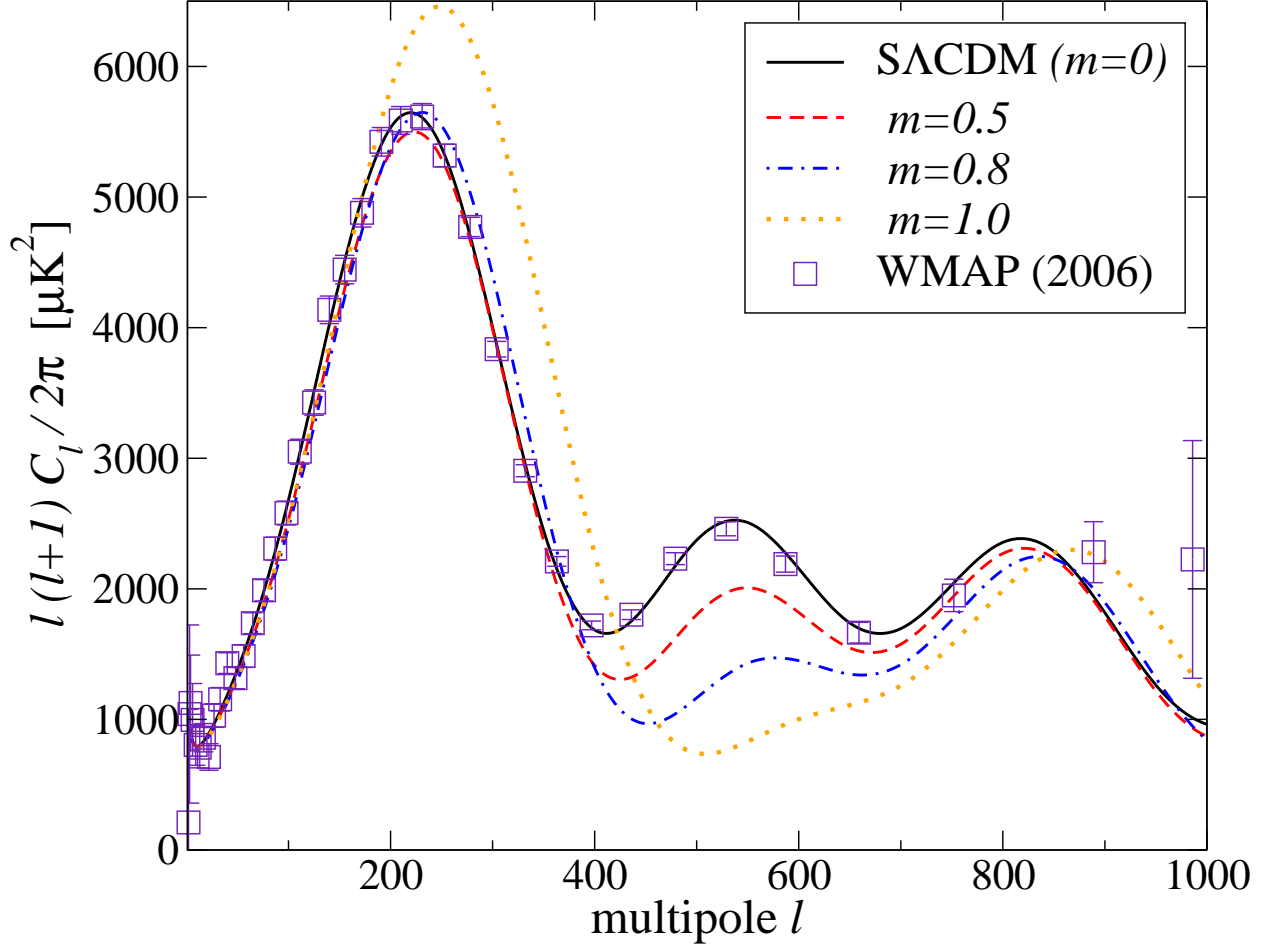


FIG. 4: Comparison of the angular power spectrum in the decaying Λ model with the WMAP observation data. The solid line is the result of SACDM. The dashed, dot-dashed, and dotted lines are those of DACDM with $(\Omega_{\Lambda_2}, m) = (10^{-4}, 0.5)$, $(10^{-4}, 0.8)$, and $(10^{-4}, 1.0)$, respectively.

We constrain the relation between Λ_2 (m) and other parameters from the recent CMB observations of WMAP [16, 26], BOOMERanG [27], CBI [29], and Acber [28]. Our results are shown in Figs. 5 and 6. Figure 5 shows the constraints on the $m - \Omega_{\Lambda_2}$ plane and our constraint is severer than that from the observed radiation temperature in Fig.2. In our analysis, we obtain upper limits of m and Ω_{Λ_2} such as $m \leq 4.2$ and $\Omega_{\Lambda_2} \leq 1.7 \times 10^{-4}$ at the 95.4 % confidence levels, respectively. Therefore, we cannot find the clear evidence of a decaying- Λ . Figure 6 shows the contours between Ω_{Λ_2} and other cosmological parameters $(\Omega_b h^2, \Omega_{CDM} h^2, n_s, z_{re} H_0)$ at the 68.3% and 95.4% confidence levels. Parameters in the DACDM model have no degeneracy with other cosmological parameters; the parameters are

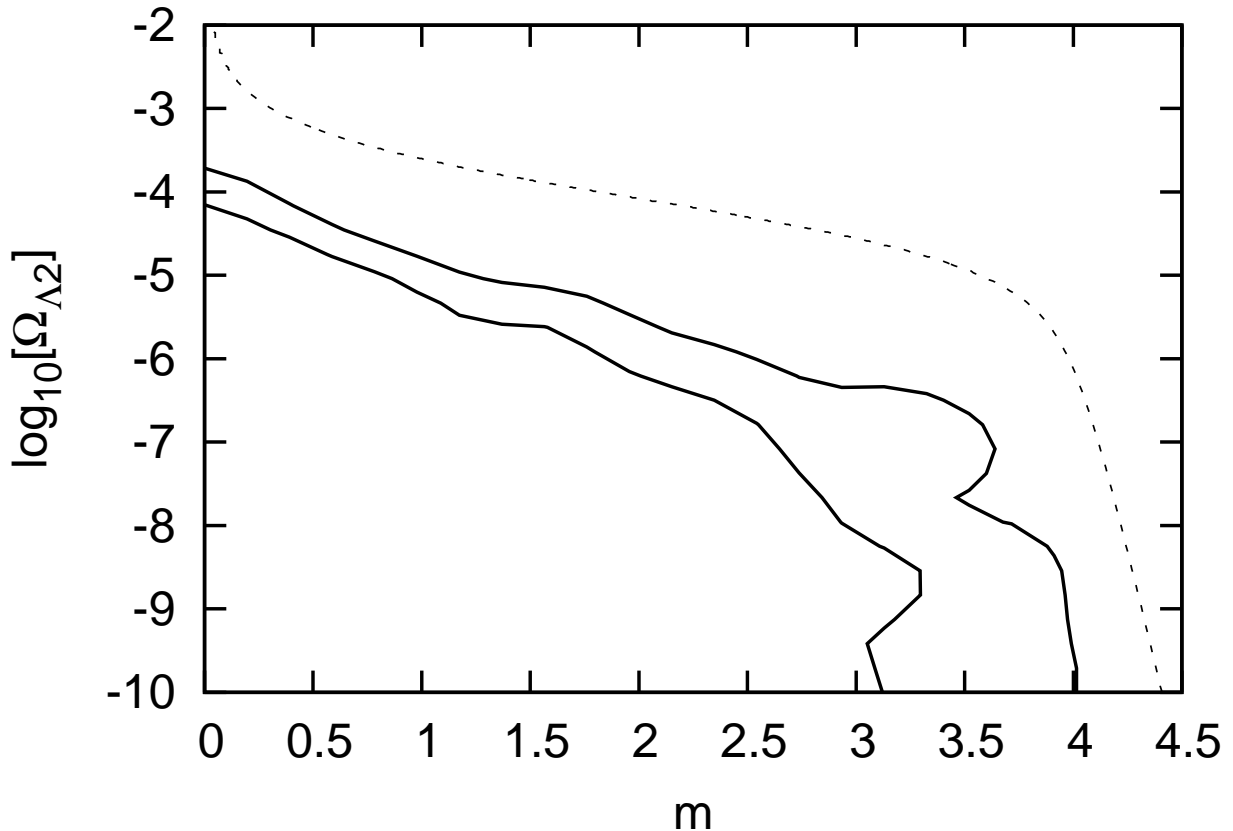


FIG. 5: Contours of the $m-\Omega_{\Lambda 2}$ plane from CMB. Solid lines indicate 68.3% and 95.4% confidence levels. The dotted-line is the upper-limit from Eqs. (8), (9), and (10) with $h = 0.73$.

independent on other parameters. Table II shows the comparison of cosmological parameters between the SACDM and DACDM model obtained from our MCMC analysis. As expected from Figs. 5 and 6 differences in the cosmological parameters are as small as some percents. However, the value of Ω_{Λ} differs around 10 percents, which should be further constrained by future observations.

IV. SUMMARY AND DISCUSSION

We have investigated the possible difference in the thermal evolution of the universe with a decaying- Λ term as a function of the cosmic scale factor that reduces the photon energy density. Although the energy density of a Λ -term is increasing at the early era, the effects of the decaying Λ on the cosmic expansion rate can be ignored at the Λ dominate

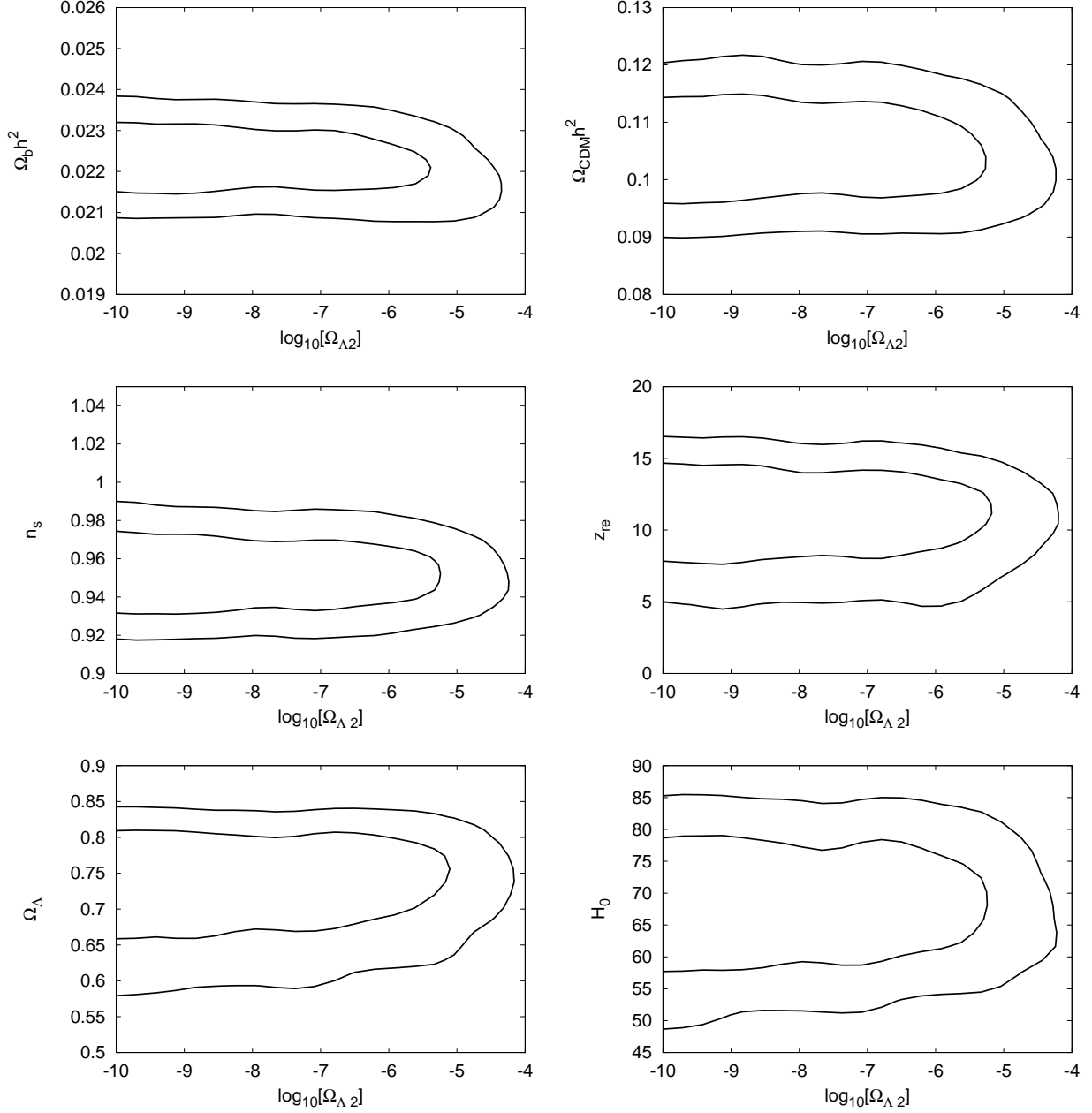


FIG. 6: Constraints on $\log \Omega_{\Lambda 2}$ against $\Omega_b h^2$ (left top panel), $\Omega_{CDM} h^2$ (right top panel), n_s (left middle panel), z_{re} (right middle panel), $\Omega_{\Lambda 1}$ (left bottom panel), and H_0 (right bottom panel) from WMAP three year results. Two curves in each panel correspond to the 68.3% and 95.4% confidence levels, respectively.

epoch. On the other hand, a decaying- Λ term has been insisted to alter the evolution of the photon temperature [12, 13, 14]. Depending on parameters in the DACDM model, the photon energy density could be lower or higher compared with that in the SACDM model at

$z > 0$. However, the second case should not occur, because the photon temperature becomes negative at some epoch of $z < 0$. We estimate the epoch of the last-scattering surface by calculating the visibility function, and find that $z_{dec} = 2040$ for $m = 1.2$ and $\Omega_{\Lambda 2} = 10^{-4}$ in the DACDM model, which indicate that the decoupling occurs earlier by $\Delta z_{dec} = 950$ compared to the case of the SACDM.

We examine qualitatively the effects of a decaying- Λ term on CMB angular power spectrum. We obtain the modified Boltzmann equation of photons in the DACDM model based on the cosmological perturbation theory and calculate the CMB angular power spectrum. We find that a decaying- Λ could alter the CMB angular power spectrum significantly due to the following reasons: large baryon energy density relative to the photon density causes to boost up the first and third peaks; the early photon decoupling shifts CMB spectrum to higher multipoles.

Finally, using the Markov-Chain Monte Carlo analysis, we can put constraint on m , $\Omega_{\Lambda 2}$, and cosmological parameters. We obtain the upper limits of parameters in DACDM: $m < 4.2$ and $\Omega_{\Lambda 2} < 1.7 \times 10^{-4}$ [32]. In our analysis, the upper limit of m is close to 4. A decaying- Λ might affect primordial nucleosynthesis because the Λ -term evolves as radiation (photon, neutrino, and electron-positron) at the early universe. However, if m is large, Λ_2 tends to be small as shown in Fig.5. As the result, Λ -term becomes smaller than radiation components. In fact, at $T = 10^9$ K, the ratio of the Λ -term and radiation density is 10^{-5} for $m = 4.2$ and $\Omega_{\Lambda 2} = 10^{-10}$ (upper limits from WMAP results). Therefore, we can say that effects of the early universe such as nucleosynthesis is small. Therefore, the effects of the Λ -term on the physical processes in the early universe, such as on the nucleosynthesis, is negligible [30].

Interestingly, there is no degeneracy between the two parameters in DACDM and other cosmological parameters. From these constraints, the contribution of a decaying- Λ term to the cosmic thermal evolution should be extremely small, since the best-fit values of $m, \Omega_{\Lambda 2}$ are nearly zero.

We assume a cosmological term as a function of scale factor for simplicity. Even if we parameterize reasonably the evolution of the cosmological term or the equation of state of dark energy, our results would not change qualitatively.

On the other hand, we find that the reionization occurs at $z_{re} = 11$ in the DACDM model, which suggests that a first object could be formed at around this epoch. We should note

TABLE II: Comparison of cosmological parameters between the SACDM and DACDM models obtained from Markov-Chain Monte Carlo analysis.

	DACDM	SACDM
$\Omega_{\Lambda 2}$	$< 1.7 \times 10^{-4}$	
m	< 4.2	
$\Omega_b h^2$	$0.0221^{+0.0019}_{-0.0028}$	0.0223 ± 0.0007
$\Omega_{CDM} h^2$	$0.103^{+0.021}_{-0.018}$	0.1037 ± 0.0081
$\log_{10}(10^{10} A_s)$	$2.991^{+0.019}_{-0.015}$	3.156 ± 0.056
z_{re}	$10.6^{+6.2}_{-8.0}$	$10.9^{+2.6}_{-2.7}$
n_s	$0.945^{+0.050}_{-0.031}$	0.951 ± 0.016
H_0	70.7 ± 19.7	71 ± 3
Ω_{Λ}	$0.757^{+0.083}_{-0.206}$	0.763 ± 0.034
Ω_m	$0.249^{+0.261}_{-0.099}$	$0.233^{+0.033}_{-0.034}$

that we assume that the reionization history can be described by step-function as discussed in Ref. [3]. The next CMB satellite, Plank, is expected to determine detailed reionization history. Then a variable Λ -term model such as DACDM should be constrained further.

Acknowledgments

We would like to express our appreciation to K. Arai and T. Teranishi for useful discussion. This work has been supported in part by a Grant-in-Aid for Scientific Research (18540279) of the Ministry of Education, Science and Culture in Japan. Data analysis was in part carried out on a general common user computer system at the Astronomical Data Analysis Center of the National Astronomical Observatory of Japan.

-
- [1] S. Perlmutter *et al.* [Supernova Cosmology Project Collaboration], *Astrophys. J.* **517**, 565 (1999)
- [2] A. G. Riess *et al.*, *Astrophys. J.* **659**, 98 (2007)

- [3] D. N. Spergel *et al.* [WMAP Collaboration], *Astrophys. J. Suppl.* **170**, 377 (2007)
- [4] E. J. Copeland, M. Sami and S. Tsujikawa, *Int. J. Mod. Phys. D* **15**, 1753 (2006)
- [5] S. Weinberg, *Rev. Mod. Phys.* **61**, 1 (1989).
- [6] K. Arai, M. Hashimoto and T. Fukui, *Astron. Astrophys.* **179**, 17 (1987); T. Etoh, M. Hashimoto, K. Arai and S. Fujimoto, *Astron. Astrophys.* **325**, 893 (1997); R. Nakamura, M. Hashimoto, S. Gamow and K. Arai, *Astron. Astrophys.* **448**, 23 (2006)
- [7] J. M. Overduin and F. I. Cooperstock, *Phys. Rev. D* **58**, 043506 (1998)
- [8] K. Freese, F. C. Adams, J. A. Frieman and E. Mottola, *Nucl. Phys. B* **287**, 797 (1987).
- [9] J. M. Overduin, P. S. Wesson and S. Bowyer, *Astrophys. J.* **404**, 1 (1993).
- [10] J. A. S. Lima, A. S. M. Germano and L. R. W. Abramo, *Phys. Rev. D* **53**, 4287 (1996)
- [11] J. A. S. Lima, *Phys. Rev. D* **54**, 2571 (1996)
- [12] K. Kimura, M. Hashimoto, M. Sakoda and K. Arai, *Astrophys. J.* **561** L19, (2001).
- [13] M. Hashimoto, T. Kamikawa and K. Arai, *Astrophys. J.* **598** 13, (2003).
- [14] D. Puy, *Astron. Astrophys.* **422**, 1 (2004).
- [15] V. Bromm and R. B. Larson, *Ann. Rev. Astron. Astrophys.* **42**, 79 (2004)
- [16] L. Page *et al.* [WMAP Collaboration], *Astrophys. J. Suppl.* **170**, 335 (2007)
- [17] J. Matyjasek, *Phys. Rev. D* **51**, 4154 (1995).
- [18] M. Fukugita, K. Ichikawa, M. Kawasaki and O. Lahav, *Phys. Rev. D* **74**, 027302 (2006)
- [19] J. C. Mather, D. J. Fixsen, R. A. Shafer, C. Mosier and D. T. Wilkinson, *Astrophys. J.* **512**, 511 (1999)
- [20] A. Songaila *et al.*, *Nature*, **371**, 43 (1994); J. Cui, J. Bechtold, J. Ge and D. M. Meyer, *Astrophys. J.* **633**, 649 (2005); J. a. Ge, J. Bechtold and J. H. Black, *Astrophys. J.* **474**, 67 (1997); R. Srianand, P. Petitjean and C. Ledoux, *Nature* **408**, 931 (2000); P. Molaro, S. A. Levshakov, M. Dessauges-Zavadsky and S. D'Odorico, *Astron. Astrophys.* **381**, L64 (2002)
- [21] E. S. Battistelli *et al.*, *Memorie della Societa Astronomica Italiana* **74**, 316 (2003)
- [22] C. P. Ma and E. Bertschinger, *Astrophys. J.* **455**, 7 (1995).
- [23] A. Lewis, A. Challinor and A. Lasenby, *Astrophys. J.* **538**, 473 (2000).
- [24] U. Seljak and M. Zaldarriaga, *Astrophys. J.* **469**, 437 (1996).
- [25] A. Lewis and S. Bridle, *Phys. Rev. D* **66**, 103511 (2002).
- [26] G. Hinshaw *et al.* [WMAP Collaboration], *Astrophys. J. Suppl.* **170**, 288 (2007)

- [27] W. C. Jones *et al.*, *Astrophys. J.* **647**, 823 (2006)
- [28] C. I. Kuo *et al.* [ACBAR collaboration], *Astrophys. J.* **600**, 32 (2004)
- [29] A. C. S. Readhead *et al.*, *Astrophys. J.* **609**, 498 (2004)
- [30] K. Ichiki, M. Yahiro, T. Kajino, M. Orito and G. J. Mathews, *Phys. Rev. D* **66**, 043521 (2002)
- [31] G. Hinshaw *et al.* , arXiv:0803.0732 [astro-ph]; M. R. Nolta *et al.* , arXiv:0803.0593 [astro-ph].
J. Dunkley *et al.* arXiv:0803.0586 [astro-ph].
- [32] Recently, WMAP five year results have been released [31], where the third peak of the spectrum is clearly determined. However differences in the first peak of WMAP five year compared to the three year results are within 1σ level, and those in the third peak are still more than 1σ level. Therefore if we reanalyze with the new WMAP data, our results would not be affected within the present observational error of WMAP five year

