

Understanding the Protected Nodes and Collapse of the Fermi Arcs in Underdoped Cuprate Superconductors

Qijin Chen and K. Levin

James Franck Institute and Department of Physics, University of Chicago, Chicago, Illinois 60637
(Dated: July 21, 2022)

We propose a phenomenological theory to address angle resolved photoemission measurements in the cuprate superconductors. We show how the collapse of the Fermi arcs into well defined nodes below T_c is associated with the emergence of superconducting order. Comparison of this phenomenology with experiment shows good semi-quantitative agreement. This lends support to a previously discussed, equivalent, microscopic theory which now reconciles other paradoxical behavior in the superconducting phase with these unusual photoemission data.

PACS numbers: PACS numbers: 74.20.-z, 74.20.Fg, 74.25.Bt, 74.25.Fy

arXiv:0712.1253

In a recent paper by Kanigel et al, [1] angle resolved photoemission experiments on several underdoped samples of $\text{Bi}_2\text{Sr}_2\text{CaCu}_2\text{O}_8$ (Bi2212) were used to establish key features of the superconducting phase. Previously most of the interest in these lower T_c cuprates has focused on the exotic, non-Fermi liquid normal phase. These latest experiments have underlined the fact that the *superfluid phase* is itself very complex in the presence of a normal state gap or “pseudogap” [2, 3].

The key features reported in Ref. 1 are that (i) the excitation gap, $\Delta(\mathbf{k})$, as measured in photoemission experiments remains roughly constant in temperature from very low T , to temperatures well above T_c . (ii) In the superfluid phase $\Delta(\mathbf{k})$ displays the expected point nodes (associated with d -wave symmetry); however, these rapidly broaden into Fermi arcs once the temperature reaches the vicinity of, and surpasses T_c . Importantly, “this remarkable change occurs within the width of the resistive transition at T_c ”. (iii) It has also been reported [4] that the energy scale associated with the excitation gap appears to be T^* , which is conventionally taken as the pseudogap [2, 3] onset temperature, and that the Fermi arc length scales with T/T^* above T_c . From (i) it is inferred that (iv) “the energy gap is *not* directly related to the superconducting order parameter”. These observations raise the question of how to think about the ordered phase in the presence of a finite excitation gap at T_c .

In this paper we argue that experiments require a revision of our conventional mean field understanding of the superfluid phase. At the same time, we have enough evidence associated with long lived d -wave, Bogoliubov quasiparticles [2, 3, 5, 6] and other experiments [7, 8] below T_c , to suggest that we not entirely abandon the BCS framework. We use these ARPES data [5, 6] to construct a simple, physical description of the superfluid phase which contains some essential features of BCS theory and present results showing how below T_c “protected” nodes come into being. We reconcile the T independent gap below T_c with a physical description of the superfluid density and summarize a microscopic formalism which is compatible with this phenomenology. Importantly, this same microscopic approach has been rather successfully applied to ultracold trapped fermions for which one can also measure a

related (albeit s -wave) spectral function via radio frequency spectroscopy [3, 9].

We begin by noting from point (iv) above, a central aspect in analyzing [10] ARPES experiments: that the order parameter $\Delta_{sc}(\mathbf{k}, T)$ should be distinguished from the excitation gap $\Delta(\mathbf{k}, T)$. The order parameter must necessarily turn on at T_c , and grow *smoothly* with decreasing temperature. It should, itself, contribute to the excitation gap below T_c . In order for the gap $\Delta(\mathbf{k}, T)$ to be roughly a constant in temperature and evolve continuously from above to below T_c , we argue that there must be another component to the excitation gap below T_c , called $\Delta_{pg}(\mathbf{k}, T)$ which compensates for the temperature dependence in $\Delta_{sc}(T)$. The simplest approach is to think of this as a “fluctuation” contribution so that

$$\Delta_{pg}^2(T) = \Delta^2(T) - \Delta_{sc}^2(T). \quad (1)$$

To address ARPES experiments and the Fermi arcs, in particular, the normal state analysis has already made substantial use [11, 12] of a microscopically derivable [13], broadened BCS form for the fermion self energy which is consistent with the picture [10] in which the pseudogap contribution arises from pairing fluctuations

$$\Sigma_{pg}(\mathbf{k}, \omega) = \frac{\Delta_{\mathbf{k}, pg}^2}{\omega + \epsilon_{\mathbf{k}} + i\gamma} - i\Sigma_0 \quad (2)$$

Here $\gamma \neq 0$ represents a broadening term and we have added to Σ_{pg} an additional piece Σ_0 which represents an “incoherent” background contribution. We take the band dispersion $\epsilon_{\mathbf{k}} = 2t(2 - \cos k_x - \cos k_y) + 2t_z(1 - \cos k_z) - \mu$, the pseudogap $\Delta_{\mathbf{k}, pg} = \Delta_{pg}\varphi_{\mathbf{k}}$, and we introduce $\varphi_{\mathbf{k}} = \cos(2\phi)$, to reflect the d -wave \mathbf{k} dependence.

In the superfluid phase there should be an additional component of the self energy arising from the condensate. The self energy thus, consists of two terms

$$\Sigma(\mathbf{k}, \omega) = \Sigma_{pg}(\mathbf{k}, \omega) + \Sigma_{sc}(\mathbf{k}, \omega), \quad (3)$$

where

$$\Sigma_{sc}(\mathbf{k}, \omega) = \frac{\Delta_{\mathbf{k}, sc}^2}{\omega + \epsilon_{\mathbf{k}}}, \quad (4)$$

with $\Delta_{\mathbf{k},sc} = \Delta_{sc}\varphi_{\mathbf{k}}$. Since Σ_{sc} is associated with long-lived condensed Cooper pairs rather than finite-lifetime incoherent pairs, it is of the same form as Σ_{pg} but without the broadening. Using this self energy to derive the Green's functions, the resulting spectral function, $A(\mathbf{k}, \omega) = -2 \text{Im} G(\mathbf{k}, \omega + i0)$ (shown for simplicity at $\Sigma_0 = 0$) is given by

$$A(\mathbf{k}, \omega) = \frac{2\Delta_{\mathbf{k},pg}^2 \gamma (\omega + \epsilon_{\mathbf{k}})^2}{(\omega + \epsilon_{\mathbf{k}})^2 (\omega^2 - E_{\mathbf{k}}^2)^2 + \gamma^2 (\omega^2 - \epsilon_{\mathbf{k}}^2 - \Delta_{\mathbf{k},sc}^2)^2}, \quad (5)$$

This form applies both above and below T_c , depending on whether $\Delta_{\mathbf{k},sc}^2$ is zero or not. Here $E_{\mathbf{k}} = \sqrt{\epsilon_{\mathbf{k}}^2 + \Delta_{\mathbf{k}}^2}$, with $\Delta_{\mathbf{k}} = \Delta\varphi_{\mathbf{k}}$. It follows from the self energy Eq. (3) that the spectral function at all \mathbf{k} contains a zero at $\omega = -\epsilon_{\mathbf{k}}$ below T_c , whereas it has no zero above T_c . In this way we will see that the disappearance of Fermi arcs below T_c is not simply related to abrupt changes in the lifetime, but rather reflects the presence of intrinsic superconducting coherence.

To determine the lowest temperature at which $\Delta_{sc} = 0$, it is useful to independently determine $\Delta_{pg}(T)$ and then use $\Delta_{sc}^2(T) = \Delta^2(T) - \Delta_{pg}^2(T)$. Since Δ_{pg} represents a contribution from thermal bosonic fluctuations, it should vanish in the ground state and roughly be of the general form

$$\Delta_{pg}^2(T) = (T/T_c)^\nu \Delta^2(T_c), \quad T \leq T_c. \quad (6)$$

The exponent ν is determined by the power law in the dispersion of the bosonic fluctuations. Thus $\nu = 3$ and $3/2$ for linear and quadratic dispersions, respectively. The behavior of the spectral function depends rather little on the detailed power law, but what is essential is that at T_c the order parameter vanishes, and the term Δ_{pg} accounts for the entire excitation gap $\Delta(T_c)$. At this level we have the three phenomenological parameters: $\Delta(T_c)$ [or equivalently $\Delta(0)$], Σ_0 , and γ . For simplicity, we neglect all \mathbf{k} and ω dependencies in Σ_0 , and take it to be a real constant.

The fact that $\Delta(T) \approx \Delta(T_c)$ in the underdoped regime leaves us with a major conundrum. How does the superfluid density n_s vanish at T_c if there is essentially no change in the number of fermionic excitations with increasing temperature? To answer this paradox, we argue for two types of excitations of the condensate: that deriving from the usual fermionic Bogoliubov quasi-particles, and that associated with the pair fluctuations or Δ_{pg}^2 . This leads to a simple BCS-like expression for the superfluid density [14]

$$\left(\frac{n_s}{m}\right) = \left[1 - \frac{\Delta_{pg}^2(T)}{\Delta^2(T)}\right] \left(\frac{n_s^{BCS}(T, \Delta)}{m}\right), \quad (7)$$

where the quantity (n_s^{BCS}/m) represents the conventional BCS superfluid density but with an unusual T -independent gap. The second term above in the square brackets indicates that n_s is *additionally suppressed by bosonic fluctuations which are required to be present based on the above phenomenology arising from ARPES data*. These fluctuations ensure that n_s vanishes at T_c , rather than at T^* , where the gap

vanishes. That $n_s(T)$ vanishes smoothly is clear from experiments and associated with the distinction between Δ and Δ_{sc} . Indeed the presence of non-zero Δ_{pg}^2 below T_c makes the evolution of Δ_{sc} with decreasing T a gentle and continuous one, with $\Delta = \Delta_{sc}$ only in the ground state.

The observation of a BCS-like scaling law [7, 8], $T^* \approx 2\Delta(0)/4.3$, suggests that, for all $T < T^*$, we impose the simple condition on the excitation gap $\Delta(T)$

$$1 + U \sum_{\mathbf{k}} \frac{1 - 2f(E_{\mathbf{k}})}{2E_{\mathbf{k}}} \varphi_{\mathbf{k}}^2 = 0, \quad (8)$$

which attributes a BCS form to the gap $\Delta(T)$, *rather than to the order parameter* $\Delta_{sc}(T)$. Here $U < 0$ is the pairing interaction strength [14], and $f(x)$ is the Fermi function. The ratio $\Delta(T)/\Delta(0)$ as a function of T/T^* is then given by a nearly universal curve independent of the doping concentration, x . In the underdoped regime, $\Delta(T_c)$ is large so that Eq. (8) is consistent with a very high $T^* \gg T_c$ and a roughly constant gap within the superfluid phase. This phenomenology is now readily applied. For a given doping concentration, $\Delta(0)$, $\Delta(T_c)$, T_c and T^* are presumed known, one can then determine $\Delta(T)$ based on the universal curve for $\Delta(T)/\Delta(0)$ versus T/T^* . Finally, one determines Δ_{sc} and Δ_{pg} below T_c using Eqs. (1) and (6).

In our numerics, we choose Σ_0 and γ via a rough fit to ARPES data near T_c ($\approx 95K$) and near optimal doping. Since Σ_0 is primarily governed by the particle-hole channel [10], we take it to be independent of doping and T , and given by $\Sigma_0 = 22.5$ meV. The broadening parameter γ depends primarily on temperature. We take $\gamma = 22.5$ meV at 95 K, and $\gamma = \gamma(T_c)(T/T_c)$ above T_c and $\gamma = \gamma(T_c)(T/T_c)^3$ below T_c , as used earlier [10]. Throughout $\phi = 0$ and $\pi/4 = 45^\circ$ denote the anti-nodal and nodal directions, respectively. In order to compare with ARPES data, we convolve the spectral function with a Gaussian instrumental broadening curve choosing standard deviation $\sigma = 3$ meV, given by the ideal ARPES resolution. In order to illustrate the simple physics, we do not attempt to do detailed curve fitting. Nevertheless, these parameters optimize the overall agreement with experiment.

In the inset to Fig. 1(b) we plot the various gap parameters Δ_{sc} , Δ and Δ_{pg} as a function of temperature below T_c and slightly above, for a typical underdoped system. Here for definiteness we have chosen $\nu = 3/2$ in Eq. (6). It can be seen that, as T is lowered below T_c , the total excitation gap Δ is essentially a constant while Δ_{sc} increases from 0 at T_c to reach the full gap value at $T = 0$. By contrast, Δ_{pg} monotonically decreases to 0.

In Figs. 1(a) and 1(b), we plot the spectral function $A(\omega)$ for $\epsilon_{\mathbf{k}} = 0$ (on the Fermi surface) at and slightly below T_c , respectively, and for different angles. To illustrate the physics, here we do not include the ARPES instrumental broadening. Just below T_c , the sharp dip at $\omega = 0$ is associated with the onset of a very small condensate, which nevertheless leads to a depletion of the spectral weight at the Fermi level. The coherence associated with the order parameter is better illustrated

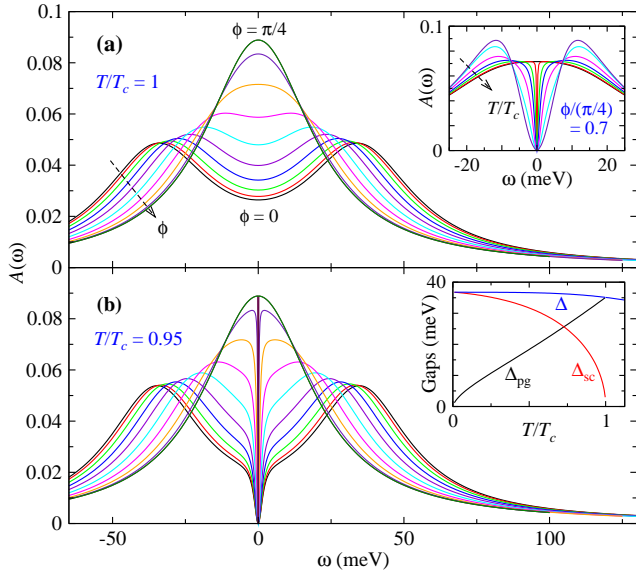


Figure 1: (color online) Spectral function $A(\omega)$ for $x = 0.125$ at (a) $T = T_c$ and (b) $0.95T_c$ at different angles ϕ along the Fermi surface of a cuprate superconductor, where $\phi/(\pi/4)$ increases by 0.1 from 0 to 1 along the direction of the arrow. The upper inset shows the temperature dependence of $A(\omega)$ at $\phi/(\pi/4) = 0.7$ near the node, with $T/T_c = 1, 0.99, 0.95, 0.9, 0.8, 0.6$ and 0.3 in the direction of the arrow. Shown in the lower inset are the gaps vs T below T_c . The effects of phase coherence are more pronounced in the nodal region of the Fermi surface, where the gap is small.

near the nodal region where a gap, absent at T_c , appears as T decreases, as shown for $\phi = 0.7(\pi/4)$ in the upper inset. A closer inspection of the shape of $A(\omega)$ in Fig. 1(b) suggests that $A(\omega)$ cannot be described by a simple broadened BCS spectral function.

Figure 2 presents a plot of the spectroscopic gap for an underdoped cuprate with $x = 0.125$ as a function of angle and for various temperatures below (dashed curves) and above T_c (solid curves). Here the gap is given by half the peak-to-peak distance in the spectral function. For $T < T_c$, since the gap is roughly T independent, the various curves tend to coalesce. Above T_c , the extended range of zero gap value around $\phi = 45^\circ$ gives rise to the Fermi arcs [11, 12]. This is due to the presence of γ . The rapid deviation of the (red dashed) $T = 0.99T_c$ curve from the (black solid) $T = T_c$ curve indicates a collapse of the Fermi arc, leading to the protected nodes below T_c , reflecting the emergence of superconducting order below T_c . This figure should be compared with Fig. 2 of Ref. 1.

In Fig. 3 we plot the relative loss of spectral weight $L(\phi) = 1 - I(0)/I(\Delta_\phi)$, defined following Ref. 1, at the anti-node $\phi = 0$ as a function of T for different doping concentrations, where $I(\omega) \equiv A(\omega)$. The lower left inset presents plots of $L(\phi)$ as a function of ϕ for various temperatures while the upper right inset illustrate the anti-node behavior $L(\phi = 0)$ as a function of T/T^* . Here (and throughout) T^* is estimated from Eq. (8). It can be seen from the upper inset that

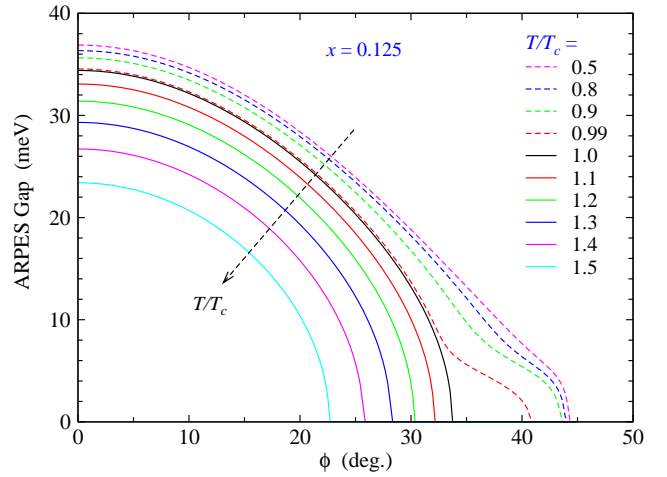


Figure 2: (color online) Spectral gap as measured in ARPES as a function of angle ϕ along the Fermi surface of an underdoped cuprate superconductor of doping $x = 0.125$, at different T/T_c between 0.5 and 2.0. The spectral function has been broadened with a small ARPES instrumental resolution of 3 meV. A Fermi arc appears as the extended range of zero gap value. The fast departure of the $T = 0.99T_c$ curve from the $T = T_c$ curve indicates a collapse of the Fermi arc.

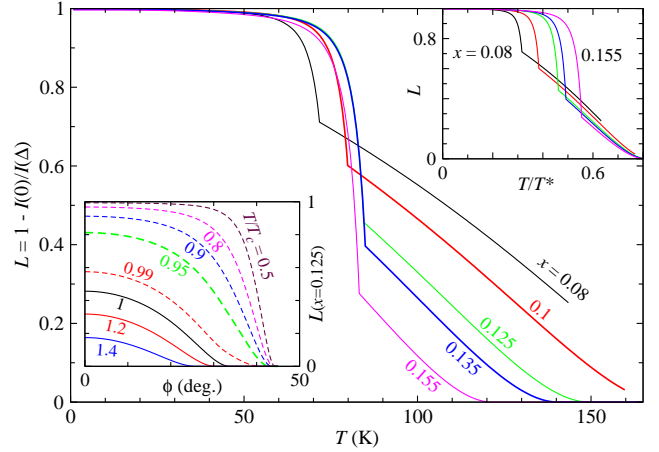


Figure 3: (color online) Loss of zero energy spectral weight as a function of temperature at the antinode, for different doping concentrations. Upper right inset shows rescaled T dependence, while lower left inset indicates ϕ dependence for various T .

there is considerable universality above T_c as a function of T/T^* , which provides a prediction for a future representation of ARPES data. Here $x = 0.08$ and $x = 0.135$ roughly correspond, respectively, to the 67K and 80K samples of Ref. 1. The comparison of the black and blue curves with the upper panel of Fig. 4 of Ref. 1 shows good agreement. Above T_c the dependence is linear in T reflecting a linear T dependence in γ . As the temperature decreases, the abrupt jump across T_c reflects the onset of phase coherence, as in Fig. 2.

Finally, Fig. 4 shows the sharp collapse of the Fermi arcs from above to below T_c ; we plot the Fermi arc length as a

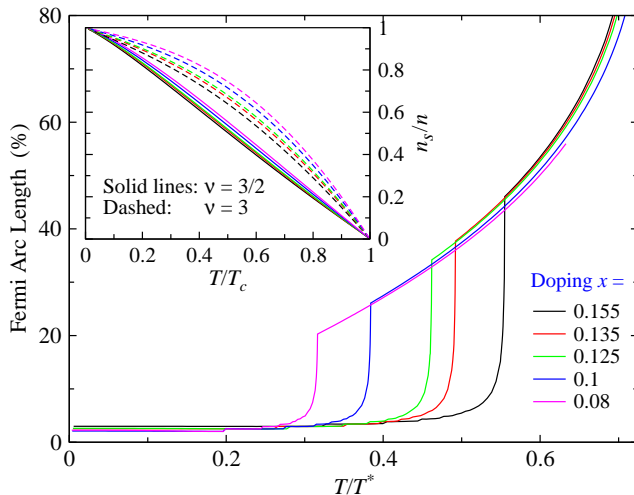


Figure 4: (color online) Fermi arc length as a function of T/T^* for different doping concentrations from optimal to underdoping for a cuprate superconductor. Fermi arc length is typically finite above T_c and drops to zero once phase coherence is established below T_c . The normal state portions of the curves is close to universal, in agreement with Ref. 4. Plotted in the inset is the quasi-universal behavior of n_s/n as a function of T/T_c for various x and for different power law exponents $\nu = 3/2$ (solid) and 3 (dashed lines). The inset shares the color coding with the main figure.

function of T/T^* and for different hole concentrations in the optimal to underdoped regimes. The small nonvanishing arc length reflects the finite ARPES resolution. As a consequence of the Fermi arc collapse below T_c , the nodes are “protected”. In addition, there is a clear universality seen in the normal state, as has been discussed in Ref. 4. Our results are in good agreement with the central features observed experimentally, shown in Fig. 4 of Refs. 1 and 4. Unlike Ref. 1, however, our curves are not strictly straight lines, reflecting the nonlinearity of the gap as a function of $\phi - \pi/4$; this seems to be consistent with Fig. 4 of Ref. 4.

The inset of Fig. 3 shows the behavior of the superfluid density as a function of temperature for different values of ν in Eq. (6) corresponding to $\nu = 3/2$ (solid) and 3 (dashed lines) and for different hole concentrations. Both sets of curves show a fair degree of “universality”, as has been observed experimentally [2, 3]. This suggests that the detailed power law in Eq. (6) is not essential to the physics.

In summary, the phenomenological approach presented here is shown to yield good semi-quantitative agreement with a large number of different representations of photoemission data, as can be seen by comparing Figures 2 - 4 with their experimental counterparts plotted in Ref. 1. We have elsewhere presented a detailed microscopic model[3] consistent with Eqs. (1) to (8) and for which one obtains a simple quadratic dispersion for the pairs [3]. This scheme belongs to a class of theories [3, 15, 16] which addresses the effects of stronger-than-BCS attractive interactions, and is distinct from the phase fluctuation scenario [17]. It has been argued [18] to be appropriate to the cuprates because of their very short coherence

length.

Our implementation of this general approach [3] focuses on the fact that *pseudogap effects persist below T_c in the form of noncondensed pair excitations of the condensate*. This leads to the two terms in the self energy in Eq. (3), although it is generally presumed in the literature that Σ_{pg} is irrelevant in the superfluid phase. Indeed, it would be most unusual if the pre-formed pairs above T_c abruptly disappeared just below T_c . In this way, the collapse of the Fermi arcs is not to be associated with an abrupt disappearance of the inverse pair lifetime γ , but rather it reflects the gradual emergence of the condensate to which the finite momentum pairs are continuously converted as T decreases. We note that the recognition that the superfluid phase is, itself, very complex represents a new direction for the cuprate field which these important ARPES experiments have now called to our attention.

This work was supported by NSF Grants No. PHY-0555325 and No. MRSEC DMR-0213745.

-
- [1] A. Kanigel, U. Chatterjee, M. Randeria, M. R. Norman, S. Souma, M. Shi, Z. Z. Li, H. Raffy, and J. C. Campuzano, Phys. Rev. Lett. **99**, 157001 (2007).
 - [2] P. A. Lee, N. Nagaosa, and X.-G. Wen (2004), preprint, cond-mat/0410445.
 - [3] Q. J. Chen, J. Stajic, S. N. Tan, and K. Levin, Phys. Rep. **412**, 1 (2005); K. Levin and Q. J. Chen, e-print cond-mat/0610006.
 - [4] A. Kanigel et al., Nature Phys. **2**, 447 (2006).
 - [5] J. C. Campuzano, M. R. Norman, and M. Randeria, in *Physics of Superconductors*, edited by K. H. Bennemann and J. B. Ketterson (Springer-Verlag, Berlin, 2004), vol. II, pp. 167–273.
 - [6] R. Damaschelli, Z. Hussain, and Z.-X. Shen, Rev. Mod. Phys. **75**, 473 (2003).
 - [7] M. Oda, K. Hoya, R. Kubota, C. Manabe, N. Momono, T. Nakano, and M. Ido, Physica C **281**, 135 (1997).
 - [8] M. Kugler, O. Fischer, C. Renner, S. Ono, and Y. Ando, Phys. Rev. Lett. **86**, 4911 (2001).
 - [9] Y. He, Q. J. Chen, and K. Levin, Phys. Rev. A **72**, 011602(R) (2005).
 - [10] Q. J. Chen, K. Levin, and I. Kosztin, Phys. Rev. B **63**, 184519 (2001).
 - [11] M. R. Norman, A. Kanigel, M. Randeria, U. Chatterjee, and J. C. Campuzano, Phys. Rev. B **76**, 174501 (2007).
 - [12] A. V. Chubukov, M. R. Norman, A. J. Millis, and E. Abrahams, Phys. Rev. B **76**, 180501(R) (2007).
 - [13] J. Maly, B. Jankó, and K. Levin, Physica C **321**, 113 (1999).
 - [14] Q. J. Chen, I. Kosztin, B. Jankó, and K. Levin, Phys. Rev. Lett. **81**, 4708 (1998).
 - [15] A. J. Leggett, in *Modern Trends in the Theory of Condensed Matter* (Springer-Verlag, Berlin, 1980), pp. 13–27.
 - [16] M. Randeria, in *Models and Phenomenology for Conventional and High-temperature Superconductivity*, edited by G. Iadonisi, J. R. Schrieffer, and M. L. Chialfalo, Società Italiana di Fisica Bologna, Italy (IOS Press, 1998), vol. 136 of *Proc. Int'l School of Physics "Enrico Fermi" Courses*, pp. 53–75. Here, however, it was incorrectly argued that for BCS-BEC crossover, “there is no pseudogap in the charge channel”.
 - [17] V. J. Emery and S. A. Kivelson, Nature **374**, 434 (1995).
 - [18] A. J. Leggett, Nature Physics **2**, 134 (2006).