

# Quantum nanomagnets and nuclear spins: an overview

Andrea Morello

## 1 Introduction

In the vast and diverse field of quantum magnetism, the quantum properties of large magnetic molecules have enjoyed a strong and motivated research activity for more than a decade. Physicists and chemists, theoreticians and experimentalists, engineers and philosophers, all would find at least one good reason to be interested in these systems. We shall refer here to “quantum nanomagnets” as the broad family of molecules containing a core of magnetic transition-metal ions, which interact by strong superexchange and which possess magnetic anisotropy due to crystal field effects [13]. At sufficiently low temperatures (typically  $\sim 10$  K), i.e. much lower than the typical intramolecular exchange interaction energy, the whole molecule effectively behaves as a nanometer-sized magnet. The total ground state spin value can be rather large,  $S \sim 10$ , and is often called “giant spin”. The best studied examples are  $\text{Mn}_{12}$  [22],  $\text{Fe}_8$  [50] and  $\text{Mn}_4$  [3]. The magnetic core of each molecule is stabilized by organic ligands, and the molecules are typically bound to each other by van der Waals forces to form electrically insulating crystals (Fig. 1). With just a few exceptions [49, 16], the magnetic interaction between different molecules is only of dipolar origin, thus orders of magnitude weaker than the intramolecular exchange. Single-ion anisotropies, exchange interactions, point symmetry and crystal structure all contribute in a complicated way to the total magnetic anisotropy of the giant spin. The first great success of molecular magnets consisted in the demonstration of magnetic bistability and hysteresis *at the molecular level* [35], i.e. not arising from long-range interactions but only from local ones. Molecules possessing this sort of bistability were named “Single Molecule Magnets” (SMMs). One could then think

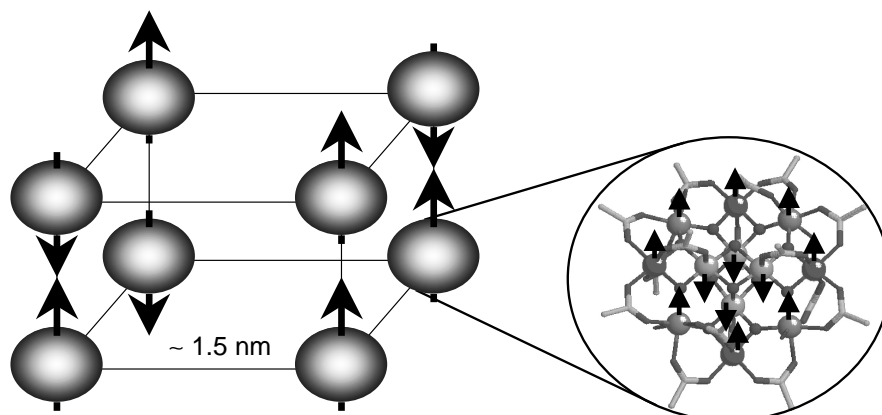
---

Andrea Morello

Department of Physics and Astronomy, University of British Columbia, Vancouver, B.C. V6T 1Z1, Canada

Australian Research Council Centre of Excellence for Quantum Computer Technology, University of New South Wales, Sydney NSW 2052, Australia

e-mail: a.morello@unsw.edu.au



**Fig. 1** Crystalline and molecular structure of a prototypical quantum nanomagnet,  $\text{Mn}_{12}\text{-ac}$  [22, 36]. The core contains 8  $\text{Mn}^{3+}$  ( $s=2$ ) and 4  $\text{Mn}^{4+}$  ( $S=3/2$ ) ions, which interact by superexchange to form a ferrimagnetic ground state with total spin  $S=10$ . The molecules crystallize in a tetragonal structure.

of 2D arrays of such molecules [30] as the ultimate magnetic recording medium [18], with information density  $\sim 10^{12}$  bit/cm<sup>2</sup>. For this purpose, the main research goal is to achieve the highest possible single-molecule anisotropy, to allow magnetic bistability up to - ideally! - room temperature.

However, a proper description of bistability in nanomagnets would be incomplete without quantum mechanics. Since the anisotropy barrier for reorientation of the giant spin is large but not infinite, there is in principle a non-vanishing probability for the spin to invert its direction by quantum-mechanical tunneling *through the barrier* [7]. That is, the magnetic memory would delete itself because of quantum mechanics! The tunneling probability can be estimated with the knowledge of the anisotropy parameters of the giant spin, obtained e.g. by electron paramagnetic resonance or neutron scattering. The resulting tunneling rate turns out to be extremely sensitive to the external magnetic fields applied to the molecule. In  $\text{Mn}_{12}$  for instance, one would naively expect the tunneling rate to become astronomically long if a stray field of just  $10^{-9}$  T is applied along the anisotropy axis. The experimental observation of quantum tunneling of magnetization in  $\text{Mn}_{12}$  [41, 10, 15, 12] represented a major breakthrough, but in some sense a puzzling one.

The puzzle was solved by carefully considering the role played by the coupling between giant spin and surrounding nuclei, which are always present in the ligands ( $^1\text{H}$ ,  $^{13}\text{C}$ ,  $^{35}\text{Cl}$ , ...) or in the magnetic ions themselves ( $^{55}\text{Mn}$ ,  $^{57}\text{Fe}$ ,  $^{53}\text{Cr}$ , ...). The *dynamics* of the nuclear spins generates a fluctuating magnetic field on the giant spin, thereby sweeping its energy levels through the tunneling resonance and yielding a finite tunneling probability [32]. Once the giant spin is allowed to have (quantum) fluctuations of its own, it exerts a back-action on the nuclei and essentially determines their dynamics. Thus, the system of giant spin + nuclei *must* be analyzed as a whole, and the resulting theoretical description is now known as “theory of the spin

bath” [34]. It predicts, among other things, a square-root law for the relaxation of magnetization at very low- $T$  [33], and a dependence of the tunneling rate on the isotopic composition of the sample. These predictions have been promptly verified by measuring the electron spin relaxation in  $\text{Fe}_8$  crystals [46, 48], where it is possible to obtain samples that have stronger (by  $^{57}\text{Fe}$  enrichment) or weaker (by replacing  $^1\text{H}$  with  $^2\text{H}$ ) hyperfine couplings as compared to those with natural isotopic abundance, while leaving the giant spin unchanged. The picture has been completed by experiments looking at the “other side of the coin”, i.e. studying directly the dynamics of the nuclear spins by NMR experiments [17, 11, 14, 25, 27, 4], and finding that such dynamics is indeed profoundly entangled with the quantum fluctuations of the giant spin. At the present stage, much of the efforts in the field are directed towards using quantum nanomagnets as spin qubits for quantum information purposes, by pushing the giant spins into a regime where the tunneling can be made coherent [29].

The purpose of this mini-review is to give an accessible and somewhat pedagogical introduction to the crucial aspects of the coupled system “quantum nanomagnet + nuclear spins”, what makes it special, what has been understood, and what requires further attention. It will be shown that much of the common knowledge on nuclear and electron spin dynamics is entirely inappropriate to describe this system. Importantly, the same often applies to other quantum degrees of freedom in mesoscopic physics (SQUIDs, quantum dots, ...). The discussion given here on quantum nanomagnets should thus be taken as the “worked-out example” of a problem of much broader interest. The reason for choosing this specific example lies in the wonderful property of quantum nanomagnets to combine mesoscopic size and fascinating physics, with the cleanliness and reproducibility of a product of synthetic chemistry.

## 2 Theoretical framework

At temperatures such that the internal magnetic excitations can be neglected, i.e. when the entire molecule behaves as a giant spin of value  $S$ , the minimal effective spin Hamiltonian that describes the quantum nanomagnet coupled to a bath of nuclear spins  $\{I_k\}$  is:

$$\mathcal{H} = -DS_z^2 + E(S_x^2 - S_y^2) - g\mu_B \mathbf{S} \cdot \mathbf{B} - \sum_k \mathbf{I}_k \tilde{A}_k \mathbf{S}, \quad (1)$$

where  $\hat{z}$  is the easy axis of magnetization. The first term of this Hamiltonian,  $-DS_z^2$ , gives rise to an energy levels structure as shown in Fig. 2(a), with a parabolic anisotropy barrier separating pairs of degenerate states. Were this the only term in the Hamiltonian (1), its eigenstates would be the eigenstates of  $S_z$ , i.e. the  $|m\rangle$  projections of the spin along the easy axis.

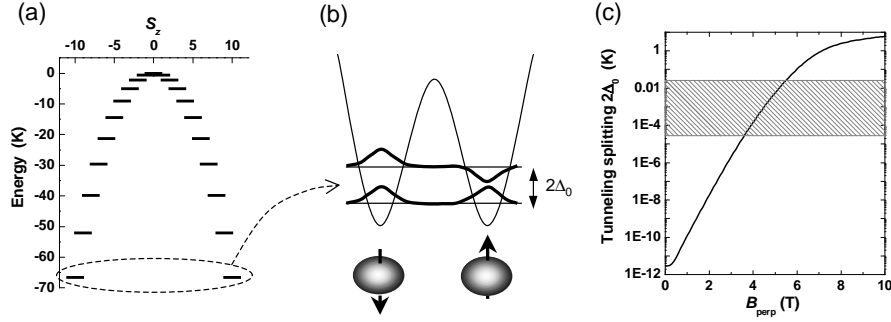
The second term in (1),  $E(S_x^2 - S_y^2)$ , is the lowest-order anisotropy term that can break the uniaxial symmetry of the molecule, and represents a rhombic distortion with hard axis  $\hat{x}$ . The Hamiltonian including this term no longer commutes with  $S_z$ , and its eigenstates are now symmetric and antisymmetric superpositions of

the  $|+m\rangle, |-m\rangle$  states. At very low temperatures, such that only the two lowest-energy states are thermally occupied, the giant spin can be effectively described as a two-level system (that is, a qubit) with eigenstates  $|\mathcal{S}\rangle, |\mathcal{A}\rangle$  separated by a tunneling splitting  $2\Delta_0$  [Fig. 2(b)]. A giant spin prepared in one of the “classical states”  $|\mathcal{Z}^\pm\rangle = 2^{-1/2}(|\mathcal{S}\rangle \pm |\mathcal{A}\rangle)$ , corresponding to the magnetization pointing along  $\pm\hat{z}$ , would tunnel between  $|+\mathcal{Z}\rangle$  and  $|-\mathcal{Z}\rangle$  at a frequency  $\hbar/2\Delta_0$  *in the absence of external fields*.

The third term,  $-g\mu_B\mathbf{S}\cdot\mathbf{B}$ , describes the coupling to a magnetic field. If  $\mathbf{B} \perp \hat{z}$ , this represents an extra non-diagonal term which has the effect of rapidly increasing the tunneling splitting  $2\Delta_0(B_\perp)$  [Fig. 2(c)]. Conversely,  $\mathbf{B} \parallel \hat{z}$  has the effect of breaking the degeneracy of the “classical” states  $\pm|m\rangle$ . If the longitudinal bias  $\xi = g\mu_B S_z B_z$  is much larger than  $2\Delta_0$ , the spin is effectively localized on one side of the barrier, with vanishing probability to tunnel.

Finally, the term  $-\sum_k \mathbf{I}_k \tilde{A}_k \mathbf{S}$  represents the coupling to the nuclear spin bath. Although in some instances the coupling tensor  $\tilde{A}$  may be isotropic (e.g. for the  $^{55}\text{Mn}$  nuclei in  $\text{Mn}^{4+}$  ions), this is not true in general. Also, strictly speaking an external field acts on the nuclei as well with a term  $-\gamma_k \mathbf{B} \cdot \mathbf{I}_k$  ( $\gamma$  is the nuclear gyromagnetic ratio), but this can be usually neglected in comparison with the hyperfine coupling. If one were to assume that the nuclear spins are *static*, then the effect of the hyperfine field on the giant spin would be the same as that of a static external field, with typical strength  $10^{-5} - 10^{-3}$  T, or  $0.1 - 10$  mK in terms of coupling energy. The spread of possible hyperfine couplings is incorporated in a parameter  $E_0$ . By inspecting Fig. 2(c) for the case  $\mathbf{B} = 0$ , we see that a transverse component of the hyperfine field would have hardly any effect on the nanomagnet’s tunneling splitting, whereas a longitudinal component gives a bias  $\xi_N$  that is easily several orders of magnitude larger than  $2\Delta_0$ . Under these conditions, the giant spin should be frozen for the eternity. The case could be made even stronger by accounting also for the dipolar interaction between molecules in the crystal, which adds an extra (static) random field of order  $10^{-3} - 10^{-2}$  T. So why do we observe tunneling in the experiments?

The answer comes from the *dynamics* of the nuclear spins. At the very least, the nuclear spin bath will have an intrinsic dynamics due to the mutual dipolar couplings, which can be described by an additional term of the form  $\sum_{k,k'} \mathbf{I}_k \tilde{V}_{k,k'} \mathbf{I}_{k'}$ . This effectively generates a bias on the giant spin that fluctuates on a timescale of the order of the nuclear  $T_2$  ( $\sim 1 - 10$  ms typically). The amplitude of this fluctuation can be sufficient to sweep the electron spin levels through the tunneling resonance, for that tiny minority of molecules that finds itself having  $\xi \simeq 0$  at some time. The sweeping of hyperfine bias through the resonance yields a Landau-Zener - like incoherent tunneling probability. Once a giant spin has tunnelled, two crucial things happen: (i) the distribution of internal dipolar fields in the crystal suddenly changes, giving other molecules a chance to have  $\xi \simeq 0$ , etc. . . ; (ii) the hyperfine field on the nuclear spins belonging to or surrounding the tunnelled molecule suddenly changes, stimulating further dynamics of the nuclear spins. The consequences of (i) are the formation of a “hole” in the distribution of dipolar biases [42], with width related to the spread of hyperfine bias, and a  $\propto \sqrt{t}$  law for the short-term relaxation of the magnetization [33]. Here we concentrate on the aspect (ii), namely what happens



**Fig. 2** (a) Energy levels scheme for the giant spin of  $\text{Mn}_{12}\text{-ac}$  in zero external field, *neglecting* non-diagonal terms in the effective spin Hamiltonian. (b) Including the non-diagonal terms, the exact eigenstates become symmetric and antisymmetric superpositions of the “classical” localized states, separated by a tunneling splitting  $2\Delta_0$ . (c) Tunneling splitting as a function of external field applied perpendicular to the easy axis of anisotropy for  $\text{Mn}_{12}\text{-ac}$ . The hatched area represents the typical range of hyperfine couplings.

to the nuclear spins as a consequence of a tunneling event. This point is extremely interesting and instructive, because it radically deviates from the framework under which the dynamics of nuclear spins is commonly analyzed [1, 37].

Practically all of the theory of nuclear magnetism is based on perturbation theory, since one typically has a large *static* magnetic field,  $B_z$ , applied from the outside, plus some local fluctuations of much smaller amplitude. For instance, one can estimate the longitudinal nuclear relaxation rate,  $T_1^{-1}$ , by evaluating the magnitude of the transverse component of the fluctuating field,  $b_\perp$ , and assuming that the time-correlation of the fluctuations decays exponentially with time constant  $\tau$ ,  $\langle b_\perp(t_1)b_\perp(t_2) \rangle \simeq \langle b_\perp^2 \rangle \exp(-(t_2 - t_1)/\tau)$ . Within perturbation theory, this yields:

$$\frac{1}{T_1} \simeq \gamma^2 \langle b_\perp^2 \rangle \frac{\tau}{1 + \omega_N^2 \tau^2}, \quad (2)$$

with  $\gamma$  and  $\omega_N$  the nuclear gyromagnetic ratio and Larmor frequency, respectively. Eq. (2) simply means that the nuclear relaxation rate is proportional to the power spectrum of the fluctuating field, taken at the nuclear Larmor frequency. The reader shall recognize that this is just the fluctuation-dissipation theorem, a well-known result of linear response theory [20]. Expressions like (2) are ubiquitous in the NMR literature, since they relate an experimentally accessible quantity (the nuclear  $T_1$ ) to the dynamic properties of the environment where the nuclei are immersed ( $\tau$ ), thereby giving NMR its status of “local probe” for the dynamics of complex systems. However, *the nuclear spin dynamics in tunneling nanomagnets is one example where the use of expressions derived from perturbation and linear response theory is incorrect and unjustified*. This is particularly true for the nuclei that “belong” to a magnetic ion in the molecule core, like  $^{55}\text{Mn}$  or  $^{57}\text{Fe}$ .

Perturbation theory breaks down here because the hyperfine field produced by the electron spins on their nuclei (typically  $\sim 30$  T in Mn and  $\sim 50$  T in Fe) is

much larger than any externally applicable field. Therefore, when a spin tunneling event occurs, the nuclear Hamiltonian suddenly changes by a large amount, and the effect of the “fluctuation” of the electron spin cannot be treated as a perturbation. In addition, since the electron spin tunneling events are allowed in the first place by nuclear spin fluctuations (at least in the small transverse field limit), it is not even possible to treat the nanomagnet as an independent source of “field jumps”. The dynamics of the nanomagnet and its nuclei must be treated together, since the one drives the other and vice versa: again, this is a very uncommon situation in NMR.

The problem is treated formally in the spin bath theory by writing a master equation for the probability  $P_{\uparrow\uparrow}(t)$  for the giant spin to remain in the  $|\uparrow\rangle$  until time  $t$  [31]. For a nanomagnet alone, that would be trivially:

$$P_{\uparrow\uparrow}(t) = 1 - \frac{\Delta_0^2}{\varepsilon^2} \sin^2 \varepsilon t, \quad (3)$$

$$\varepsilon = \sqrt{\xi^2 + \Delta_0^2}. \quad (4)$$

When coupled to the nuclear spin bath, the tunneling of  $\mathbf{S}$  has the effect of “coflipping” some of the nuclei. Given the details of the spin-bath coupling, one can calculate what is the “natural” number of nuclei that would flip upon a tunneling event, by considering two effects. (i) If the hyperfine field acting on a nuclear spin does not exactly invert its direction by  $180^\circ$  upon tunneling (which can happen if the nucleus is subject to dipolar fields from different nanomagnets, only one of which tunnels at some instant, or if an external transverse field is applied), then the quantization axis of the nucleus changes, i.e. the spin precesses around a new axis. Quantum mechanically, this is equivalent to a flip of the nuclear spin. This mechanism depends only on the direction and not on the timescale of the hyperfine field jumps. (ii) Even if the hyperfine field changes direction by exactly  $180^\circ$ , the nuclear spin may still follow if  $\mathbf{S}$  flips slowly. The nuclear coflipping probability is then proportional to  $(\omega_N/\Omega_0)^2$ , where  $\Omega_0$  is the “bounce frequency” of the nanomagnet, i.e. the frequency of the oscillations of  $\mathbf{S}$  on the bottom of each potential well. However, since typically  $\Omega_0 \sim 10^{12} \text{ s}^{-1}$ , this mechanism is usually unimportant. Knowing the strength and direction of the individual hyperfine couplings, one can calculate the average number,  $\lambda$ , of nuclear spins that would coflip with  $\mathbf{S}$  at each tunneling event. Given a certain arbitrary state of the nuclear spin bath at some instant, a tunneling event may require a number  $M$  of nuclei to coflip with  $\mathbf{S}$  in order to conserve energy. If  $M \gg \lambda$ , such an event is essentially forbidden (“orthogonality blocking” [31]). This is accounted for in the theory by writing an effective tunneling matrix element,  $\Delta_M \simeq \Delta_0 \lambda^{M/2}/M!$ , which has its maximum value for  $M = 0$  (and coincides with the half-tunneling splitting of the nanomagnet alone), and goes quickly to zero for  $M \gg \lambda$ . Thus  $P_{\uparrow\uparrow}(t)$  may take any of the possible values  $P_M(t)$  obtained by replacing  $\Delta_M$  for  $\Delta_0$  in Eq. (3). In addition, since  $P_M(t)$  depends on the bias  $\xi$  [Eq. (4)], which has a hyperfine component  $\xi_N$  that can fluctuate over a range  $E_0$ , one must also average  $P_M(t; \xi)$  over the bias distribution, obtaining:

$$\langle P_M(t; \xi) \rangle_\xi - \frac{1}{2} = \frac{1}{2} \exp(-\Gamma_M^N t), \quad (5)$$

$$\Gamma_M^N = \frac{2\Delta_M^2}{\sqrt{\pi}\hbar E_0}, \quad (6)$$

where  $\Gamma_M^N$  represents the rate for  $\mathbf{S}$  to tunnel accompanied by the coflip of  $M$  nuclear spins. Calling  $\xi_0$  the energy scale associated with the flip of  $\lambda$  nuclei (the “natural” number of coflips), and considering that the highest tunneling probability is obtained for  $M = 0$ , the leading term for the global tunneling rate becomes:

$$\Gamma^N \simeq \frac{2\Delta_0^2}{\sqrt{\pi}\hbar E_0} \exp(-|\xi_B|/\xi_0), \quad (7)$$

where  $\xi_B = g\mu_B S_z B_{\text{tot}}$  is the static component of the bias.  $B_{\text{tot}}$  here is the sum of the longitudinal components of an externally applied field and of the dipolar field from neighboring nanomagnets. Since the latter is itself time-dependent as soon as tunneling events start occurring, this leads to an interesting collective dynamics, characterized by a square-root time relaxation [33]. Starting from a fully magnetized sample,  $\mathcal{M}(0) = \mathcal{M}_{\text{sat}}$ , the short-time behavior of the magnetization is:

$$\mathcal{M}(t)/\mathcal{M}_{\text{sat}} \simeq 1 - \sqrt{t/\tau_{\text{short}}}, \quad (8)$$

$$\tau_{\text{short}}^{-1} \sim \frac{\xi_0}{E_D} \Gamma^N(\xi = 0), \quad (9)$$

where  $E_D$  is the spread of dipolar biases. We see therefore that the microscopic properties of the spin bath enter directly in the macroscopic relaxation of an ensemble of nanomagnets, through the strength of the hyperfine couplings [ $E_0$ , in Eq. (7)] and the coflipping probability [ $\xi_0$ , in Eqs. (7),(9)].

From the opposite perspective, we have seen that to each tunneling event one can associate a certain nuclear coflipping probability. However, for the purpose of comparing theory and experiments, it is convenient to translate this into more common NMR language by calculating the nuclear longitudinal ( $T_1$ ) and transverse ( $T_2$ ) relaxation times. The latter is relatively easy to estimate because, unless the tunneling rate is made extremely high by applying a strong transverse field, one will generally have  $T_2^{-1} \ll \Gamma^N$ , i.e.  $\mathbf{S}$  remains static on the timescale of the transverse nuclear relaxation. On such a short timescale we therefore recover the applicability of the standard perturbative treatments, whereby  $T_2$  is determined by the nuclear dipole-dipole couplings and can be calculated using the van Vleck method [44, 1]. Conversely,  $T_1$  is determined precisely by the tunneling rate of the nanomagnet, which determines how often the local field on the nuclear spins changes direction. Quite amusingly, this problem was first treated by Abragam (Ref. [1], page 478) as “... an example that has no physical reality but where the result can be obtained very simply ...”; 40 years later, that example has found physical reality in quantum nanomagnets! The simple result is that, since the local field changes direction at intervals  $\sim \tau$ , then [1, 2]

$$T_1^{-1} \sim 2\Gamma^N. \quad (10)$$

Once again, the point to bear in mind here is that  $\Gamma^N$  is itself strongly dependent on the nuclear spin dynamics. Moreover, one should be careful before calling this the nuclear spin-*lattice* relaxation rate, as  $T_1^{-1}$  is normally interpreted. We shall come back to this issue in the review of the experimental results, but here we simply note that no phonon bath has been introduced so far, in the context of nuclear-spin mediated tunneling. A phonon-mediated tunneling rate,  $\Gamma^\phi$ , can also be calculated [19, 38], yielding:

$$\Gamma^\phi \simeq \frac{\Delta_0^2 W_\phi(T)}{\Delta_0^2 + \xi^2 + \hbar^2 W_\phi^2(T)}, \quad (11)$$

where  $W_\phi$  is the linewidth of the electron spin states due to intra-well phonon-assisted transitions [21]. At low temperatures this tunneling rate is orders of magnitude smaller than the nuclear-driven one.

### 3 Experimental results

From the theoretical treatment of the coupled nanomagnet-nuclear spins system, we have obtained several testable predictions. First of all, it is predicted that an initially magnetized sample would relax in a non-exponential way, given by Eq. (8). This has been verified very early on by magnetization measurement on  $\text{Fe}_8$  at very low temperatures, which show  $T$ -independent relaxation below  $T \sim 360$  mK, and indeed, a square-root time relaxation function [46] [Fig. 3(a)]. Second, but perhaps more important for the present discussion, the nuclear-driven tunneling rate  $\Gamma^N$  should depend on the details of the hyperfine couplings, through the spread of hyperfine bias,  $E_0$ , and the energy scale associated with the “natural” number of nuclear spins that coflip with the nanomagnet upon each tunneling event,  $\xi_0$ . Both can be changed by isotopic substitution of some constituents. Iron-based nanomagnets, like  $\text{Fe}_8$ , are particularly suited for this type of study because the strength of the spin-bath couplings can be either increased by replacing  $^{56}\text{Fe}$  ( $I = 0$ ) with  $^{57}\text{Fe}$  ( $I = 1/2$ ), or decreased by replacing  $^1\text{H}$  ( $I = 1/2$ ) with  $^2\text{H}$  ( $I = 1$  but 6.5 times smaller gyromagnetic ratio). When repeating the low- $T$  magnetization relaxation experiments on isotopically substituted samples, it was found that the relaxation rate would increase with  $^{57}\text{Fe}$  enrichment, and decrease with  $^2\text{H}$  substitution [48] [Fig. 3(b)]. Notice that in both cases the mass of the molecule is increased, so that no phonon isotope effect could explain the observed trend. Finally, by measuring the magnetization decay while applying a special sequence of longitudinal fields, it was confirmed that the fluctuating hyperfine bias creates a “tunneling window” within which the nanomagnets can undergo quantum relaxation [46, 48, 42]. The width of this tunneling window was found to be dependent on the isotopic composition of the sample. Thus,



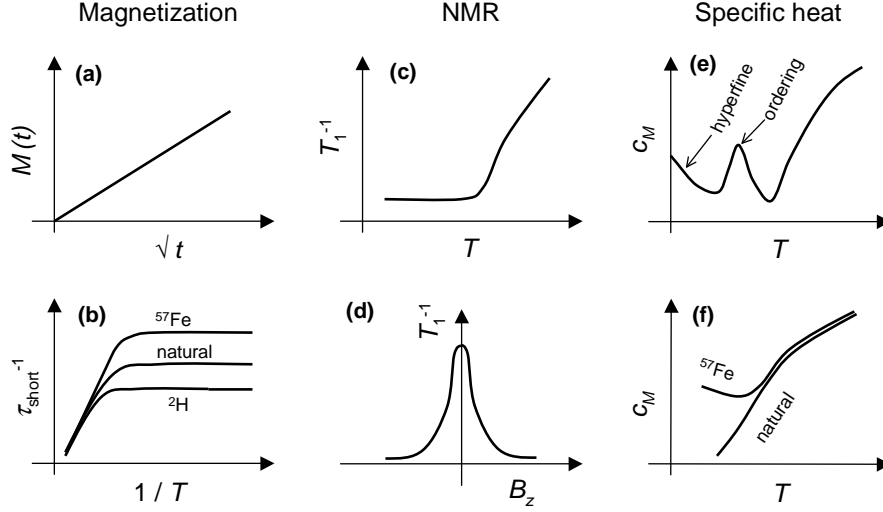
the effect of nuclear spins on the quantum tunneling of an ensemble of nanomagnets has been verified very early on and in a rather uncontroversial way.

The opposite effect, i.e. the influence of quantum tunneling of the nanomagnets on the nuclear spin dynamics, was observed short thereafter for  $^1\text{H}$  [43] and  $^{57}\text{Fe}$  in  $\text{Fe}_8$  [4], and  $^{55}\text{Mn}$  in  $\text{Mn}_{12}$  [25, 27] [Fig. 3(c)]. In each experiment, a  $T$ -independent nuclear  $T_1$  was found below a certain temperature, and both for  $\text{Fe}_8$  and  $\text{Mn}_{12}$  this was comparable to the temperature at which, for instance, the magnetic hysteresis loops also became  $T$ -independent [45, 6, 5]. This can be qualitatively understood from Eq. (10), which obviously implies that when the  $T$ -independent  $\Gamma^N$  is the dominant electron spin fluctuation rate, also  $T_1^{-1}$  should be  $T$ -independent. At higher temperatures, thermally-assisted transitions in the nanomagnet start to play a role, and the situation becomes much more complicated. This has led to some controversy in the interpretation of the nuclear relaxation data in the thermally activated regime, on which we shall not dwell. Focusing instead on the low- $T$  quantum regime, it's worth noting that one could look for the other obvious signature of resonant tunneling, i.e. that it should be strongly suppressed by a longitudinal external field. Indeed, it has been observed that the nuclear  $T_1$  in  $\text{Mn}_{12}$  at very low temperatures becomes almost two orders of magnitude slower with the application of a small longitudinal field [25, 27], as compared to the zero-field case [Fig. 3(d)]. The interpretation of the experiments on  $\text{Mn}_{12}$ -ac is slightly complicated by the fact that this particular compound contains a minority of fast-relaxing molecules [40, 47] which remain dynamic down to the lowest temperatures, whereas the majority species have a negligibly small tunneling rate in zero field. On the other hand, the fact that a large fraction of the sample can remain fully magnetized for long times (months), has allowed to measure the nuclear dynamics in  $\text{Mn}_{12}$ -ac as a function of the sample magnetization, and revealed the effect of dipolar coupling between nuclear spins (i.e. the nuclear spin diffusion described by the term  $\sum_{k,k'} \mathbf{I}_k \tilde{V}_{k,k'} \mathbf{I}_{k'}$  [31, 34]). Since spin diffusion can occur only between nuclei subject to the same local magnetic field, a demagnetized sample where half of the spin are “up” and half of the spins are “down” should have slower spin diffusion by a factor  $\sqrt{2}$ , as compared to a fully magnetized sample. This has been indeed verified by measuring the transverse relaxation rate  $T_2^{-1}$  [25, 27].

So far, we have discussed experiments that essentially confirmed the predictions of the theory of the spin bath. Not surprisingly, the situation becomes more puzzling when looking at the thermal properties of quantum nanomagnets and spin bath, because the theory does not deal with them. Specific heat is obviously the main experimental tool to investigate thermal equilibrium (or lack thereof) in an ensemble of nanomagnets. It was found early on that the magnetic specific heat in  $\text{Fe}_8$  would be unmeasurable at very low temperatures and zero external field, because the spin-lattice relaxation time of the electron spins becomes much longer than the typical timescale of the experiment ( $\sim 10^3$  s at most). However, by applying a large transverse magnetic field, the tunneling rate could be made large enough to recover the equilibrium magnetic specific heat [23, 24]. Importantly, the case of  $\text{Mn}_{12}$ -ac is different in that one could observe the contribution of the nuclear spins, which have a large specific heat at millikelvin temperatures. The magnetic specific heat

of  $\text{Mn}_{12}\text{-ac}$  reveals a hyperfine contribution which approaches the full equilibrium value when a transverse field is applied, but remains at least partially visible even in zero external field. This observation seems to imply that the nuclear spins in  $\text{Mn}_{12}\text{-ac}$  find a way to thermalize to the phonon bath even at very low- $T$ , and even without large transverse fields. The definitive experimental proof of the thermal equilibrium in the nuclear spins of  $\text{Mn}_{12}\text{-ac}$  was then found by directly measuring the  $^{55}\text{Mn}$  nuclear spin temperature by NMR techniques [25, 27]. This is a crucial observation because the nuclear spins have essentially no direct link to the phonon bath, therefore their thermal equilibration must proceed via the coupling to the electron spins and their subsequent spin-lattice relaxation process. However, we are dealing here with a temperature regime where the only electron spin transitions are quantum tunneling ones. The thermalization rate  $\tau_{\text{th}}^{-1}$  is found to be orders of magnitude faster than expected from the known phonon-assisted tunneling rate [Eq. (11)], and is actually very close to the observed nuclear-spin mediated tunneling rate. The precise value appears to be a matter of sample size, cooling power and thermal contact to the refrigerator, and it's quite plausible that  $\tau_{\text{th}}^{-1} \simeq T^N$  in the limit of small sample and perfect contact to the thermal bath [25].

If the nuclear spins are found to be in thermal equilibrium, one may argue that the electron spins should be in thermal equilibrium as well. Since the latter are mutually coupled by dipolar interactions of the order  $\xi_D \sim 0.1$  K, at very low- $T$  we may expect the ensemble of nanomagnets to undergo a transition to a magnetically ordered state, provided the timescale involved in finding the collective ground state is short enough. Long-range magnetic ordering in molecular magnets was first found in the  $\text{Mn}_6$  compound [26, 28], which has negligible anisotropy and therefore maintains a very fast electron spin-lattice relaxation time down to the lowest temperatures. The electron-spin transitions involved in finding the ordered state are somewhat trivial (no tunneling), but an additional important result was the confirmation that the nuclear  $T_1$  measured by NMR precisely coincides with the nuclear spin-lattice relaxation time as measured by specific heat [28]. The first quantum nanomagnet to show long-range magnetic ordering was a special type of  $\text{Mn}_4$  [8] [Fig. 3(e)], characterized by fast tunneling rate in zero field. In this case, the collective ordered state is found through quantum relaxation, and the ferromagnetic phase transition causes a peak in the specific heat at the temperature where the nanomagnets undergo long-range ordering. Also in this system the nuclear spins were found to be in thermal equilibrium. That the nuclear spins should play a role in this process is clear from the discussions above, and it has been experimentally verified in  $\text{Fe}_8$ , again by playing with isotopic substitutions. While a “natural”  $\text{Fe}_8$  sample falls out of thermal equilibrium at low- $T$  in zero field, a sample enriched with  $^{57}\text{Fe}$  shows a much larger magnetic specific heat that almost reaches the full equilibrium value [9] [Fig. 3(f)]. At the lowest temperatures, the hyperfine contribution to the specific heat is also revealed. These results prove once again that the thermalization time, the electron spin tunneling rate and the nuclear  $T_1$  are closely related and essentially belong to the same physical phenomenon, i.e. the inelastic tunneling of the nanomagnet spin, driven by the dynamics of the nuclear spin bath, where the phonon bath acts as a thermostat for both electrons and nuclei.



**Fig. 3** Sketches of the qualitative features of some spin-bath related phenomena in quantum nanomagnets. (a) Square-root time relaxation of magnetization in  $\text{Fe}_8$  [46], Eq. (8). (b) Isotope effect in the short-time magnetic relaxation rate in  $\text{Fe}_8$ , Eq. (9), and  $T$ -independent relaxation at low- $T$  [48]. (c) Crossover to  $T$ -independent nuclear relaxation rate  $T_1^{-1}$  driven by quantum tunneling in  $\text{Fe}_8$  [43, 4] and  $\text{Mn}_{12}\text{-ac}$  [27], Eq. (7). (d) Longitudinal field suppression of quantum tunneling in  $\text{Mn}_{12}\text{-ac}$  as seen by nuclear  $T_1^{-1}$  [25, 27]. (e) Long-range magnetic ordering in  $\text{Mn}_4$  and equilibrium hyperfine specific heat at low- $T$  [8]. (f) Isotope effect in the magnetic specific heat of  $\text{Fe}_8$  [9].

## 4 Open questions and future directions

After discussing the experiments involving thermalization of the nuclei and electron spins, it should be clear that the missing ingredient in the present description of nanomagnet + spin bath is the role of the phonon bath in influencing the tunneling transition *in the presence of a fluctuating hyperfine bias*. To make the point absolutely clear, let us ask the question: “How does a nanomagnet know what is its most energetically favorable spin direction *at the instant when a tunneling event can occur*, so that it can participate to a long-range ordered state?” In general, each nanomagnet is subject to some bias originating from the dipolar field of its neighbors, plus the hyperfine bias from the nuclei. Only when the two compensate each other, can a tunneling event occur. At that moment, however, the total energy of the nanomagnet + nuclei is the same regardless of the direction of the nanomagnet spin. The difference between the two possible orientations is that one will have the electron spin in a favorable direction with respect to the local dipolar field, but the nuclear spins pointing against the hyperfine field, and vice versa in for the other orientation. It seems that the creation of long-range order in the nanomagnets should go at the expenses of the nuclear energy, but we know this is not the case since both electron and nuclear spins are found to be in thermal equilibrium down to the lowest temperatures, and the equilibrium nuclear specific heat is well visible pre-

cisely when long-range magnetic ordering is observed. Thus, the theory needs to be improved to include the role of phonons in this process [25].

One reason to stress this point is that the attention of the community is progressively being shifted towards *coherent* tunneling processes in quantum nanomagnets, for the purpose of quantum information processing. Then we shall be interested in modelling, and ultimately measuring, the decoherence rate of the electron spins under the most favorable conditions. In particular, it has been shown that when considering the effect of nuclear spins and phonons on the decoherence rate, one expects a “coherence window” where the coupling to the environment is the least destructive [39]. Crudely speaking, at low tunneling frequencies the nanomagnet will couple strongly to the nuclear spins, because their Larmor frequencies are comparable, whereas higher tunneling frequencies would increase the coupling to phonon modes, leaving an optimal low-coupling point between these regimes. For dense (i.e., undiluted) and crystalline ensembles of nanomagnets, the dipolar couplings are actually more important than the hyperfine ones, and the (strongly  $T$ -dependent) optimal operation point is determined by the crossing between dipolar and phonon decoherence rates [29]. However, in view of the above discussion on the shortcomings of the present description of tunneling in the presence of spin and phonon baths, one may wonder to what extent are these predictions accurate. But this is precisely the beauty and the strength of the research on quantum nanomagnets: theoretical predictions can be tested qualitatively and quantitatively against the experiment, as has been done in the past ten years to understand the incoherent tunneling regime. It should be possible to single out each contribution to decoherence by virtue of its dependence on temperature, field, and isotopic substitution. While the experiments needed to demonstrate coherent control of quantum nanomagnets are extremely demanding, the precious information harvested by studying relaxation and dephasing in these systems has the potential to push our understanding of nanometer-sized quantum systems to unprecedented levels.

**Acknowledgements** The author is deeply indebted with many colleagues and coworkers who have supported, stimulated or challenged his activity in this field of research. In approximate chronological order: F. Luis, L. J. de Jongh, R. Sessoli, H. B. Brom, G. Aromí, P. C. E. Stamp, I. S. Tupitsyn, B. V. Fine, W. Wernsdorfer, M. Evangelisti, W. N. Hardy, Z. Salman, R. F. Kiefl, J. C. Baglo, A. L. Burin.

## References

1. A. Abragam, *The Principles of Nuclear Magnetism* (Oxford University Press, London, 1961).
2. S. Alexander, A. Tzalmona, Phys. Rev **138**, A845 (1965)
3. S.M. Aubin, M.W. Wemple, D.M. Adams, H.-L. Tsai, G. Christou, D.N. Hendrickson, J. Am. Chem. Soc. **118**, 7746 (1996)
4. S.H. Baek, F. Borsa, Y. Furukawa, Y. Hatanaka, S. Kawakami, K. Kumagai, B.J. Suh, A. Cornia, Phys. Rev. B **71**, 214436 (2005)
5. L. Bokacheva, A.D. Kent, M.A. Walters, Phys. Rev. Lett **85**, 4803 (2000)

6. I. Chiorescu, R. Giraud, A.G.M. Jansen, A. Caneschi B. Barbara, Phys. Rev. Lett **85**, 4807 (2000)
7. E.M. Chudnovsky, L. Gunther, Phys. Rev. Lett. **60**, 661 (1988)
8. M. Evangelisti, F. Luis, F.L. Mettes, N. Aliaga, G. Aromí, J. J. Alonso, G. Christou, L.J. de Jongh, Phys. Rev. Lett. **93**, 117202 (2004)
9. M. Evangelisti, F. Luis, F.L. Mettes, R. Sessoli, L. J. de Jongh, Phys. Rev. Lett. **95**, 227206 (2005)
10. J.R. Friedman, M.P. Sarachik, J. Tejada, and R. Ziolo, Phys. Rev. Lett. **76**, 3830 (1996)
11. Y. Furukawa, K. Watanabe, K. Kumagai, F. Borsa, D. Gatteschi, Phys. Rev. B **64**, 104401 (2001)
12. D. Gatteschi, R. Sessoli, Angew. Chem. Int. Ed. **42**, 268 (2003)
13. D. Gatteschi, A. Caneschi, L. Pardi, R. Sessoli, Science **265**, 1054 (1994)
14. T. Goto, T. Koshiba, T. Kubo, K. Awaga, Phys. Rev. B **67**, 104408 (2003)
15. J.M. Hernández, X.X. Zhang, F. Luis, J. Bartolomé, J. Tejada, R. Ziolo, Europhys. Lett. **35**, 301 (1996)
16. S. Hill, R.S. Edwards, N. Aliaga-Alcade, G. Christou, Science **302**, 1015 (2003)
17. Z.H. Jang, A. Lascialfari, F. Borsa, D. Gatteschi, Phys. Rev. Lett. **84**, 2977 (2000)
18. C. Joachim, J.K. Gimzewski, and A. Aviram, Nature **408**, 541 (2000)
19. Yu. Kagan, L.A. Maksimov, Sov. Phys. JETP **52**, 688 (1980).
20. R. Kubo, M. Toda, N. Hashitsume, *Statistical Physics II* (Springer-Verlag, Berlin, 1985)
21. M. N. Leuenberger and D. Loss, Phys. Rev. B **61**, 1286 (2000)
22. T. Lis, Acta Cryst. B **69**, 2042 (1980)
23. F. Luis, F.L. Mettes, J. Tejada, D. Gatteschi, L.J. de Jongh, Phys. Rev. Lett. **85**, 4377 (2000)
24. F.L. Mettes, F. Luis, L.J. de Jongh, Phys. Rev. B **64**, 174411 (2001)
25. A. Morello, L.J. de Jongh, Phys. Rev. B **76**, 184425 (2007)
26. A. Morello, F.L. Mettes, F. Luis, J.F. Fernández, J. Krzystek, G. Aromí, G. Christou, L.J. de Jongh, Phys. Rev. Lett. **90**, 017206 (2003)
27. A. Morello, O.N. Bakharev, H.B. Brom, R. Sessoli, L.J. de Jongh, Phys. Rev. Lett. **93**, 197202 (2004)
28. A. Morello, F.L. Mettes, O.N. Bakharev, H.B. Brom, L.J. de Jongh, F. Luis, J.F. Fernández, G. Aromí, Phys. Rev. B **73**, 134406 (2006)
29. A. Morello, P.C.E. Stamp, I.S. Tupitsyn, Phys. Rev. Lett. **97**, 207206 (2006)
30. A. Nait Abdi, J.P. Bucher, P. Rabu, O. Toulemonde, M. Drillon, Ph. Gerbier, J. Appl. Phys. **95**, 7345 (2004)
31. N.V. Prokof'ev, P.C.E. Stamp, cond-mat/9511011 (1995)
32. N.V. Prokof'ev, P.C.E. Stamp, J. Low Temp. Phys. **104**, 143 (1996)
33. N.V. Prokof'ev, P.C.E. Stamp, Phys. Rev. Lett. **80**, 5794 (1998)
34. N.V. Prokof'ev, P.C.E. Stamp, Rep. Prog. Phys. **63**, 669 (2000)
35. R. Sessoli, D. Gatteschi, A. Caneschi, M.A. Novak, Nature **365**, 141 (1993)
36. R. Sessoli, H.-L. Tsai, A.R. Schake, S. Wang, J.B. Vincent, K. Folting, D. Gatteschi, G. Christou, D.N. Hendrickson, J. Am. Chem. Soc. **115**, 1804 (1993)
37. C. P. Slichter, *Principles of Magnetic Resonance* (Springer-Verlag, Berlin and Heidelberg, 1990)
38. P.C.E. Stamp, I.S. Tupitsyn, Chem. Phys. **296**, 281 (2004)
39. P.C.E. Stamp, I.S. Tupitsyn, Phys. Rev. B **69**, 014401 (2004)
40. Z. Sun, D. Ruiz, N.R. Dilley, M. Soler, J. Ribas, K. Folting, M. B. Maple, G. Christou, D.N. Hendrickson, Chem. Comm. 1973 (1999)
41. L. Thomas, F. Lioni, R. Ballou, D. Gatteschi, R. Sessoli, B. Barbara, Nature **383**, 145 (1996)
42. I.S. Tupitsyn, P.C.E. Stamp, N.V. Prokof'ev, Phys. Rev. B. **69**, 132406 (2004)
43. M. Ueda, S. Maegawa, S. Kitagawa, Phys. Rev. B **66**, 073309 (2002)
44. J.H. van Vleck, Phys. Rev. **74**, 1168 (1948)
45. W. Wernsdorfer, R. Sessoli, Science **284**, 133 (1999)
46. W. Wernsdorfer, T. Ohm, C. Sangregorio, R. Sessoli, D. Mailly, C. Paulsen, Phys. Rev. Lett. **82**, 3903 (1999)
47. W. Wernsdorfer, R. Sessoli, D. Gatteschi, Europhys. Lett. **47**, 254 (1999)

48. W. Wernsdorfer, A. Caneschi, R. Sessoli, D. Gatteschi, A. Cornia, V. Villar, C. Paulsen, *Phys. Rev. Lett.* **84**, 2965 (2000)
49. W. Wernsdorfer, N. Aliaga-Alcade, D.N. Hendrickson, and G. Christou, *Nature* **416**, 406 (2002)
50. K. Wieghardt, K. Pohl, I. Jibril, G. Huttner, *Angew. Chem. Int. Ed. Engl.* **23**, 77 (1984)