

Cooper Pair Shape in Normal-metal/Superconductor Junctions

Yukio Tanaka^{1,2} Yasuhiro Asano³, and Alexander A. Golubov⁴

¹ *Department of Applied Physics, Nagoya University, Nagoya, 464-8603, Japan*

² *CREST Japan Science and Technology Cooperation (JST) 464-8603 Japan*

³ *Department of Applied Physics, Hokkaido University, Sapporo 060-8628, Japan*

⁴ *Faculty of Science and Technology, University of Twente, Enschede, 7500AE, The Netherlands*

(Dated: February 9, 2022)

In s -wave superconductors the Cooper pair wave function is isotropic in momentum space. This property may also be expected for Cooper pairs entering a normal metal from a superconductor due to the proximity effect. We show, however, that such a deduction is incorrect and the pairing function in a normal metal is surprisingly anisotropic because of quasiparticle interference. We calculate angle resolved quasiparticle density of states in NS bilayers which reflects such anisotropic shape of the pairing function. We also propose a magneto-tunneling spectroscopy experiment which could confirm our predictions.

PACS numbers: 74.45.+c, 74.50.+r, 74.20.Rp

It is well known that Cooper pairs consisting of two electrons are characterized by electric charge $2e$, macroscopic phase, internal spin, and by time and orbital structures [1]. The charge $2e$ manifests itself in various experiments, like Shapiro steps, flux quantization and excess current due to the Andreev reflection. The macroscopic phase generates the Josephson current [1]. The internal spin structure is classified into spin-triplet and spin-singlet states which can be identified by nuclear magnetic resonance. Further, based on a symmetry with respect to the internal time, superconducting state can belong to the even-frequency or the odd-frequency symmetry class [3]. The orbital degree of freedom is described by an angular momentum quantum number l . In s -wave superconductors with $l = 0$, the Cooper pair wave function is spherically symmetric on the Fermi surface, i.e. an angular structure of a Cooper pair is isotropic in momentum space. The shape of Cooper pairs in p -wave ($l = 1$) and d -wave ($l = 2$) superconductors is characterized by two-fold and four-fold symmetries, respectively [2]. The well established properties listed above hold in bulk superconductors. The presence of perturbations like spin-flip or interface scattering may change the symmetry of Cooper pairs. For instance, unusual odd-frequency property of Cooper pairs in proximity structures was predicted in recent studies [4, 5]. The shape of Cooper pair wave function in non-uniform systems like superconducting junctions is not necessarily the same as that in the bulk state. Despite the extensive study of the proximity effect during several past decades, rather little attention has been paid to the problem of Cooper pair shape in non-uniform superconducting systems [6, 7]. This issue is quite important in view of current interest to the physics of superconducting nanostructures.

The aim of the present Letter is to clarify the consequences of breakdown of translational symmetry in superconductors on the Cooper pair shape. For this purpose, we study the proximity effect in quasi two-

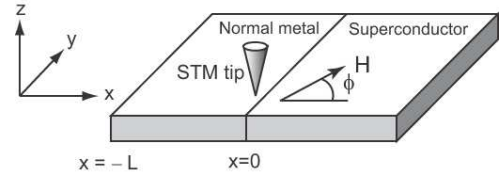


FIG. 1: A schematic illustration of a N/S junction.

dimensional normal metal / superconductor (N/S) junctions by solving the Eilenberger equation, treating self-consistently the spatial variation of the superconducting pair potential. We analyze the pairing function and the local density of states (LDOS) in N/S junctions with spin-singlet s -wave and spin-triplet p_x -wave superconductors. Surprisingly, the pairing function in a normal metal turns out to be strongly anisotropic even in junctions with s -wave superconductors. To detect the complex Cooper pair shape, we propose to use scanning tunneling spectroscopy in rotating magnetic field. We show that the calculated tunneling conductance exhibits complex patterns even in the s -wave case.

Let us consider a quasi-two dimensional N/S junction as shown in Fig. 1 which is the simplest example of non-uniform superconducting system, where the S region is semi-infinite and the normal metal has finite length L . In the case of p_x -wave superconductor, we assume for simplicity that triplet Cooper pairs consist of two electrons with opposite spin projections on z -axis, i.e. $S_z = 0$. These assumptions do not limit the generality of the discussion below. We consider a perfect N/S interface with full transmissivity, while it can be shown that characteristic behavior of Cooper pairs remains qualitatively unchanged even in the presence of a potential barrier at the N/S interface.

The quasiclassical Green's functions [8] in a normal metal (N) and a superconductor (S) are parameterized

as

$$\hat{g}_{\pm}^{(i)} = f_{1\pm}^{(i)}\hat{\tau}_1 + f_{2\pm}^{(i)}\hat{\tau}_2 + g_{\pm}^{(i)}\hat{\tau}_3, \quad (\hat{g}_{\pm}^{(i)})^2 = \hat{1}, \quad (1)$$

where a superscript $i(= N, S)$ refers to N and S, $\hat{\tau}_j$ ($j = 1 - 3$) are the Pauli matrices, and $\hat{1}$ is a unit matrix. The subscript $+$ ($-$) denotes a moving direction of a quasiparticle in the x direction [8], and $\bar{\Delta}_+(x)$ ($\bar{\Delta}_-(x)$) is the pair potential for a left (right) going quasiparticle. In a normal metal, $\bar{\Delta}_{\pm}(x)$ is set to zero because the pairing interaction is absent there. The Green's functions can be expressed in terms of the Ricatti parameters [9],

$$f_{1\pm}^{(i)} = \mp \nu_i [\Gamma_{\pm}^{(i)}(x) + \zeta_{\pm}^{(i)}(x)] / [1 + \Gamma_{\pm}^{(i)}(x)\zeta_{\pm}^{(i)}(x)], \quad (2)$$

$$f_{2\pm}^{(i)} = i[\Gamma_{\pm}^{(i)}(x) - \zeta_{\pm}^{(i)}(x)] / [1 + \Gamma_{\pm}^{(i)}(x)\zeta_{\pm}^{(i)}(x)], \quad (3)$$

$$g_{\pm}^{(i)} = [1 - \Gamma_{\pm}^{(i)}(x)\zeta_{\pm}^{(i)}(x)] / [1 + \Gamma_{\pm}^{(i)}(x)\zeta_{\pm}^{(i)}(x)], \quad (4)$$

with $\nu_i = 1$ for $i = S$ and $\nu_i = -1$ for $i = N$. The parameters $\Gamma_{\pm}^{(i)}(x)$ and $\zeta_{\pm}^{(i)}(x)$ obey the Eilenberger equation of the Ricatti type [9],

$$iv_{Fx}\partial_x \Gamma_{\pm}^{(i)}(x) = -\bar{\Delta}_{\pm}(x)[1 + (\Gamma_{\pm}^{(i)}(x))^2] + 2\varepsilon\nu_i\Gamma_{\pm}^{(i)}(x),$$

$$iv_{Fx}\partial_x \zeta_{\pm}^{(i)}(x) = -\bar{\Delta}_{\pm}(x)[1 + (\zeta_{\pm}^{(i)}(x))^2] - 2\varepsilon\nu_i\zeta_{\pm}^{(i)}(x),$$

with $\bar{\varepsilon} = \varepsilon + i\delta_0$ where ε is the energy of a quasiparticle measured from the Fermi level and δ_0 is the inverse of the mean free time due to impurity scattering. In the clean limit, we consider $\delta_0 \ll \Delta_0$. Boundary condition at $x = -L$ is given by $\zeta_{\pm}^{(N)}(-L) = -\Gamma_{\mp}^{(N)}(-L)$. Boundary condition at the N/S interface becomes $\zeta_{\pm}^{(S)}(0) = -\Gamma_{\pm}^{(N)}(0)$ and $\zeta_{\pm}^{(N)}(0) = -\Gamma_{\pm}^{(S)}(0)$. The pair potential $\bar{\Delta}_{\pm}(x)$ is expressed by $\bar{\Delta}_{\pm}(x) = \Delta(x)\Phi_{\pm}(\theta)\Theta(x)$, where a form factor $\Phi_{\pm}(\theta)$ is given by $\Phi_{\pm}(\theta) = 1$ for s -wave symmetry and $\pm \cos \theta$ for p_x -wave one with θ being an incident angle of a quasiparticle measured from the x direction. Bulk pair potential is $\Delta(\infty) = \Delta_0$, and we determine the spatial dependence $\Delta(x)$ in a self-consistent way.

For $x \gg L_0$, the angular structure of $f_{2\pm}^{(i)}$ follows that of the pair potential, whereas $f_{1\pm}^{(i)}$ is zero with $L_0 = v_F/2\pi T_C$ being a coherence length and T_C being the transition temperature. The pairing function $f_{1\pm}^{(i)}$ is generated by inhomogeneity in a system and thus has a finite value only near the interface and in a normal metal. Recent study [10] showed that $f_{1\pm}^{(i)}$ has an odd-frequency symmetry. Generally speaking, functions $f_{1\pm}^{(i)}$ and $f_{2\pm}^{(i)}$ have opposite parities. If a superconductor has s - (p_x)-wave symmetry, the induced odd-frequency component has the odd (even) parity, respectively. Pairing function f_1 is defined in the angular domain of $-\pi/2 \leq \theta < 3\pi/2$. We denote $f_1(\theta)$ by $f_{1+}(\theta)$ in the angle range $-\pi/2 \leq \theta < \pi/2$ and $f_1(\theta) = f_{1-}(\pi - \theta)$ for $\pi/2 \leq \theta < 3\pi/2$. The angular structure of functions f_2 and g is defined in the same manner. LDOS is given by the relation $\rho_L(\theta) = \text{Real}[g(\theta)]$. In what follows, we fix

temperature $T = 0.05T_C$, the length of the normal region $L = 5L_0$, and $\delta_0 = 0.01\Delta_0$.

In Figs. 2 and 3 we show polar plots of f_1 , f_2 , and ρ_L in a s -wave and p_x -wave junctions for several choices of ε and x . Black, red and blue lines represent, respectively, the results for $x = \infty$ (superconductor), $x = 0$ (interface), and $x = -L/2$ (normal metal). The odd-frequency component is always absent for $x = \infty$. Since ρ_L is independent of x in N, the resulting value of ρ_L at $x = 0$ is equal to that at $x = -L/2$.

First, we focus on the s -wave case (Fig. 2). At $\varepsilon = 0$ in Fig. 2(a), the even-frequency component f_2 has a circular shape reflecting s -wave symmetry for $x = \infty$ and 0. However, at $x = -L/2$, the shape is no longer a simple circular but a double distorted circles. The shape of f_2 in superconductor always has the circular shape independent of ε as shown with black broken lines in Fig. 2(a), (d), and (g). At $\varepsilon = 0.1\Delta_0$ in Fig. 2(d), f_2 at the interface (red line) slightly deviates from the circular shape, while the shape in N drastically changes. The tendency is more remarkable at $\varepsilon = 0.5\Delta_0$ in Fig. 2(g). The butterfly-like pattern seen in f_2 at the interface (red line in Fig. 2(g)) is completely different from the original circular shape in a superconductor. At $\varepsilon = 0$, f_1 at the interface becomes ellipsoidal as shown in a red line in Fig. 2(b). The shape of f_1 at $x = 0$ and $x = -L/2$ shows the butterfly-like pattern (Fig. 2(e)). For $\varepsilon = 0.5\Delta_0$, the line shape of f_1 has many spikes as shown in Fig. 2(h). Such anisotropic property of f_1 and f_2 affects the LDOS as shown in Fig. 2(c), (f), and (i). In particular, LDOS at the interface for $\varepsilon = 0.5\Delta_0$ (red line in (i)) strongly deviates from the circular shape. The LDOS in a superconductor vanishes at $\varepsilon < \Delta_0$ (black lines in Fig. 2(f) and (i)). At the interface, the shape of ρ_L in Fig. 2(c) is quite similar to that of f_1 in Fig. 2(b). These profiles can be qualitatively understood as follows. At $x = 0$, the following relations hold

$$f_{1\pm}^{(N)} = \pm \Gamma \frac{1 - \alpha^2}{\Xi}, \quad f_{2\pm}^{(N)} = i\Gamma \frac{1 + \alpha^2}{\Xi}, \quad g_{\pm}^N = \frac{1 + \alpha^2 \Gamma^2}{\Xi}, \quad (5)$$

with $\Xi = 1 - \Gamma^2 \alpha^2$, $\Gamma = \Gamma_{\pm}^{(S)}(0)$ and $\alpha = \exp[2i\varepsilon L/(v_F \cos \theta)]$. For $\varepsilon \ll \Delta_0$, $\Gamma \sim 1/i$ and $f_{1\pm} \sim ig_{\pm}$ are satisfied. Thus shape of function f_1 is similar to that of ρ_L . This argument seems to be valid even for $\varepsilon = 0.1\Delta_0$ in Fig. 2(e) and (f), and for $\varepsilon = 0.5\Delta_0$ in Fig. 2(h) and (i). The oscillating behavior in f_1 , f_2 , and ρ_L is more remarkable at $\varepsilon = 0.5\Delta_0$. Although we do not present calculated results of f_1 and f_2 at $x = -L/2$ for $\varepsilon = 0.5\Delta_0$, the butterfly-like pattern with many spikes in the pairing functions can be seen also in a normal metal. The directions of the spin projections in LDOS are characterized by small value of Ξ , which has close relation to the formation of the bound states [11]. For $\theta \sim \pm\pi/2$, α oscillates rapidly with small variation of θ , which explains the fine structures in LDOS around $\theta = \pm\pi/2$.

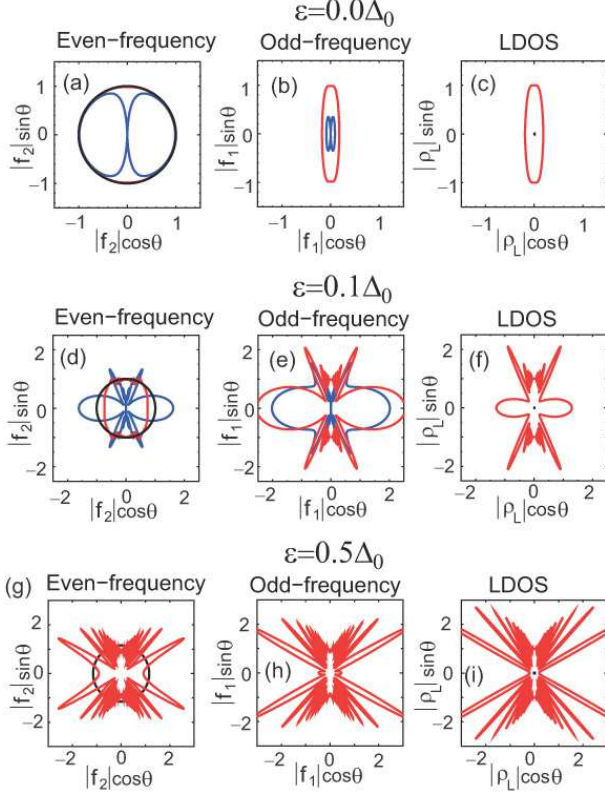


FIG. 2: (Color online) The results for s -wave symmetry. The shape of the even-frequency pair amplitude [(a),(d),(g)], the odd-frequency one [(b),(e),(h)], and the angle resolved local density of state [(c),(f),(i)]. Red lines: $x = 0$ (at N/S interface), blue lines: $x = -L/2$ (in a normal metal) and black lines: $x = \infty$ (in a superconductor). $\varepsilon = 0$ for (a), (b) and (c), $\varepsilon = 0.1\Delta_0$ for (d), (e) and (f), and $\varepsilon = 0.5\Delta_0$ for (g), (h) and (i). The angle θ is measured from the x -axis.

The quasiparticle interference effect is a source of bound state formation in a normal metal. As a result, the circular shape of Cooper pairs in s -wave superconductor is modified into the butterfly-like pattern in a normal metal.

Next, we discuss the results for p_x -wave junctions shown in Fig. 3. In a superconductor ($x = \infty$), functions f_2 and g are given by $\Delta_0 \cos \theta / \sqrt{\varepsilon^2 - \Delta_0^2 \cos^2 \theta}$ and $\varepsilon / \sqrt{\varepsilon^2 - \Delta_0^2 \cos^2 \theta}$, respectively. As shown by black lines in Fig.3(d), (f), (g) and (i), the amplitudes of f_2 and g become large along the directions $\theta = \cos^{-1}(\varepsilon/\Delta_0)$. At $\varepsilon = 0$ and $x = 0$, formation of a mid-gap Andreev resonant state [12, 13] significantly enhances the amplitudes of f_1 and ρ_L compared to that of f_2 as shown by red lines in Fig.3(a), (b), and (c). For $\varepsilon = 0$ and $\varepsilon = 0.1\Delta_0$, the shapes of f_1 and ρ_L at the N/S interface are similar to those in s -wave superconductor junctions (red lines in Fig.3(b), (c), (e) and (f)). The shape of f_1 and f_2 in the N region is rather complex too. At $\varepsilon = 0.5\Delta_0$, f_1 , f_2 and ρ_L also exhibit the butterfly-like patterns as shown by red lines in Fig.3(g), (h), and (i). Similar to s -wave

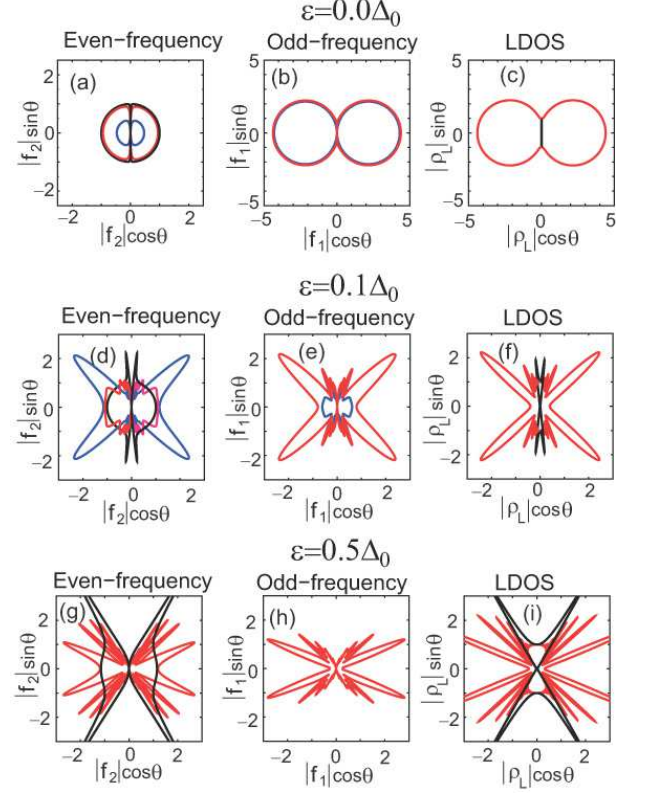


FIG. 3: (Color online) The results for p_x -wave symmetry. The notations are the same as in Fig. 2.

case, functions f_1 and f_2 in N have a complex line shapes with many spikes. The butterfly-like pattern in angle resolved local density of states could be observed through the LDOS in magnetic fields.

Here, we propose an experimental setup of scanning tunneling spectroscopy (STS) in the presence of the magnetic field. As shown in Fig. 1, magnetic field is applied parallel to the N/S plane. Tunneling current at a fixed bias voltage is measured as a function of the angle ϕ between the x axis and the direction of magnetic field. The vector potential in this configuration is given by $(A_x, A_y) = -\lambda H \exp(-z/\lambda)(\sin \phi, \cos \phi)$ [14, 15]. We assume that thickness of a quasi two-dimensional superconductor is sufficiently small compared to the magnetic field penetration depth λ . Magnetic field shifts the quasiparticle energy ε to $\varepsilon - H\Delta_0 \sin(\phi - \theta)/B_0$ where $B_0 = h/(2e\pi^2\xi\lambda)$ and $\xi = \hbar v_F/\pi\Delta_0$. For typical values of $\xi \sim \lambda \sim 100\text{nm}$, the magnitude of B_0 is of the order of 0.02 Tesla. Local density of state observed in STS experiments is given by, $\rho(\phi) = \int_{-\pi/2}^{3\pi/2} \rho_L(\theta, \phi) d\theta$.

In Fig. 4, ρ is plotted as a function of ϕ . For $\varepsilon = 0$, $\Delta_0 H/B_0$ gives the effective energy of a quasiparticle. In an s -wave superconductor, it is evident that ρ is independent of ϕ and the amplitude of LDOS is vanishingly small, see curve A in Fig. 4(a). In a p_x -wave superconductor,

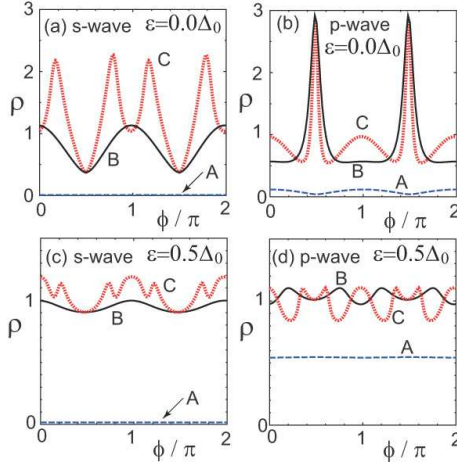


FIG. 4: (Color online) Magneto-tunneling conductance as a function of the orientation angle of magnetic field ϕ in a spin-singlet s -wave junction [(a) and (c)] and in a spin-triplet p_x -wave one [(b) and (d)]. $\varepsilon = 0$ in the cases (a) (b) and $\varepsilon = 0.5\Delta_0$ in the cases (c), (d). A: $x = \infty$ (in a superconductor) for $H = 0.1B_0$, B: $x = 0$ (at N/S interface) for $H = 0.05B_0$, and C: $x = 0$ for $H = 0.1B_0$.

as shown by curve A in Fig. 4(b), ρ depends slightly on ϕ due to quasiparticle excitations near the nodal points at the Fermi surface [16]. At the N/S interface, ρ in the s -wave case has minima at $\phi = \pi/2$ and $3\pi/2$ and maxima at $\phi = 0$ and π , as shown by curve B in Fig. 4(a). On the other hand, in the p_x -wave case, ρ has maxima at $\phi = \pi/2$ and $3\pi/2$, see curve B in Fig. 4(b). This behavior can be explained in the following way. Eq. (5) yields approximate expression for ρ at $H \ll B_0$

$$\rho \sim \int_{-\pi/2}^{\pi/2} \frac{2(1-a^2) d\theta}{1+a^2 \pm 2a \cos[C \sin(\theta-\phi)/\cos\theta]}, \quad (6)$$

where $a = \exp(-4L\delta_0/\hbar|v_{Fx}|)$, $C = 4LH/\hbar|v_{Fx}|$, and the sign in the denominator is $+$ ($-$) for s -wave (p_x -wave) junctions. We note that a is a positive number almost independent of θ and C is a small positive number. For $\phi = n\pi + \pi/2$ with integer n , the magnitude of the argument of cosine function in the denominator becomes small and the denominator is reduced to $(1 \pm a)^2$ for s -wave (p_x -wave) case. When ϕ deviates from $n\pi + \pi/2$, the cosine function decreases and therefore ρ has a dip (peak) at $\phi = \pi/2$ and $3\pi/2$ for s -wave (p_x -wave) cases as shown by curve B in Fig. 4(a) ((b)). Similar argument also explains the maximum (minimum) of ρ at $\phi = n\pi$ in s -wave (p_x -wave) junctions. When the field H is increased further (curves C in Figs. 4(a) and (b)), the shape of the ρ exhibits more complex behavior reflecting the butterfly-like pattern of ρ_L shown in Figs. 2 and 3, because the increase of H has qualitatively similar effect as the increase of ε .

The complicated oscillating features are seen much

more clear at $\varepsilon = 0.5\Delta_0$. As shown by curves C in Figs. 4(c) and (d), the period of oscillations becomes shorter than that in Figs. 4(a) and (b), reflecting the butterfly-like patterns in Figs. 2(i) and Figs. 3(i). At the same time, the magnitude of the oscillations at $\varepsilon = 0.5\Delta_0$ becomes smaller than that at $\varepsilon = 0$, since the integration with respect to θ averages the butterfly-like pattern in ρ_L . The discussed features in LDOS at the N/S interface differ strongly from those in a bulk superconductor. We conclude that STS experiments in magnetic field should resolve the remarkable deformation of Cooper pairs.

In summary, we have studied the Cooper pair shape in normal-metal/superconductor (N/S) junctions by using the quasiclassical Green's function formalism. The quasiparticle interference leads to striking deformations in the shape of a Cooper pair wave function in a normal metal. As a consequence, the angle resolved local density of states exhibits the butterfly-like patterns. We also show that the anisotropic shape of Cooper pairs could be resolved by scanning tunneling spectroscopy experiments in magnetic field. The Cooper pair deformation is a common feature of non-uniform superconducting systems in the clean limit. This provides a key concept to explore new quantum interference phenomena in superconducting nanostructures.

-
- [1] de Gennes *Superconductivity of Metal and Alloys*, W.A. Benjamin, Inc. (1966).
 - [2] M. Sigrist and K. Ueda, Rev. Mod. Phys. **63** 239 (1991).
 - [3] V. L. Berezinskii, JETP Lett. **20**, 287 (1974).
 - [4] F. S. Bergeret, A. F. Volkov, and K. B. Efetov, Rev. Mod. Phys. **77** 1321 (2005).
 - [5] Y. Tanaka and A.A. Golubov, Phys. Rev. Lett. **98**, 037003 (2007); Y. Tanaka, A.A. Golubov, S. Kashiwaya and M. Ueda, Phys. Rev. Lett. **99** 037005 (2007); M. Eschrig, T. Lofwander, Th. Champel, J.C. Cuevas and G. Schon, J. Low Temp. Phys. **147** 457 (2007).
 - [6] W. Belzig, C. Bruder, and A. L. Fauchere, Phys. Rev. B **58** 14531 (1998).
 - [7] A.A. Golubov and M. Yu. Kupriyanov, JETP Lett **67**, 501 (1998).
 - [8] J.W. Serene and D. Rainer, Phys. Rep. **101** 221 (1983).
 - [9] M. Eschrig, Phys. Rev. B **61** 9061 (2000), A. Shelankov and M. Ozana, Phys. Rev. B **61**, 7077 (2000); N. Schopohl and K. Maki, Phys. Rev. B **52**, 490 (1995).
 - [10] Y. Tanaka, Y. Tanuma and A.A. Golubov, Phys. Rev. B **76** 054522 (2007).
 - [11] J. M. Rowell and W. L. McMillan, Phys. Rev. Lett. **16**, 453 (1966); J. M. Rowell, Phys. Rev. Lett. **30**, 167 (1973).
 - [12] Y. Tanaka and S. Kashiwaya, Phys. Rev. Lett. **74**, 3451 (1995); S. Kashiwaya and Y. Tanaka, Rep. Prog. Phys. **63**, 1641 (2000), T. Lofwander, V. S. Shumeiko, and G. Wendin, Supercond. Sci. Technol. **14**, R53 (2001).
 - [13] L.J. Buchholtz and G. Zwicknagl, Phys. Rev. B **23**, 5788 (1981); J. Hara and K. Nagai, Prog. Theor. Phys. **74**, 1237 (1986); C.R. Hu, Phys. Rev. Lett. **72**, 1526 (1994); C. Bruder, Phys. Rev. B **41**, 4017 (1990).

- [14] M. Fogelström, D. Rainer and J. A. Sauls, Phys. Rev. Lett. **79** 281 (1997).
- [15] Y. Tanaka, Y. Tanuma, K. Kuroki and S. Kashiwaya, J. Phys. Soc. Jpn. **71**, 2102 (2002).
- [16] I. Vekhter, P. J. Hirschfeld, J. P. Carbotte, and E. J. Nicol, Phys. Rev. B **59** (1999) R9023.