

The angle of repose of spherical grains in granular Hele-Shaw cells: A molecular dynamics study

Hamed Maleki

Physics department, University of Birjand, Birjand 97175-615, Iran

Fatemeh Ebrahimi †

Physics department, University of Birjand, Birjand 97175-615, Iran

E-mail: febrahimi@birjand.ac.ir

Ehsan Nedaee Oskoe

Physics department, Institute for Advanced Studies in Basic Sciences (IASBS),
Zanjan 45195-1159, Iran

Abstract. We report the results of three dimensional molecular dynamic simulations on the angle of repose of a sandpile formed by pouring mono-sized cohesionless spherical grains into a granular Hele-Shaw cell. In particular, we are interested to investigate the effects of those variables which may impact significantly on pattern formation of granular mixtures in Hele-Shaw cells. The results indicate that the frictional forces influence remarkably the formation of pile on the grain level. Furthermore, We see that increasing grain insertion rate decreases slightly the angle of repose. We also find that in accordance with experimental results, the cell thickness is another significant factor and the angle of repose decays exponentially by increasing the cell thickness. It is shown that this effect can be interpreted as a cross-over from two to three dimensions. In fact, using grains with different sizes shows that the behavior of the angle of repose when both size and cell thickness are varied is controlled by a scaled function of the ratio of these two variables.

† corresponding author

1. introduction

The formation of a sandpile is an everyday life experience which may occur in several ways, including pouring [1], discharging [2, 3], failing [4, 5], tilting and rotating [6, 7]. This gravity-driven physical event is relevant to many practical applications and laboratory processes such as avalanches [8, 9, 10] and pattern formation in granular mixtures [11, 12]. It is also related to the paradigm of self organized criticality [13] which has itself a wide realm of applicability to a diverse range of physical phenomena [14].

The angle of repose of a sandpile is a simple concept that characterizes the behaviour of granular materials on macroscopic scale. A sandpile has an inclined free surface that does not flow. When grains are added to the sandpile the slope of this free surface increases until, it exceeds a threshold value. At this point, the pile does not support new grains and releases many grains in an avalanche reducing the slope to the angle of repose, θ_r . One of the most important questions in the study of piling of grains is how to determine the relationship between the angle of repose and the relevant variables, i.e. material properties, boundary conditions, and the model interactions at the grain level. Experiments have shown that θ_r depends on the shape, density, and size distribution of the grains, as well as humidity, formation history and geometrical boundary conditions [1, 2, 3].

Granular materials are ensembles of discrete particles, and as for any macroscopic system, the total number of modes are huge. What we see on macroscopic scale, hence, is a manifestation of the collective behaviour of a large assembly of macroscopic grains that interact with each other (and maybe with the container walls), through collisions and friction. In this regard, the molecular dynamics (MD) simulation technique provides perhaps the most realistic approach for modeling the properties of granular materials. The present work is focused on such a numerical study of the angle of repose of a heap formed by pouring dry, mono-sized spherical grains into a granular Hele-shaw cell. Some of the experimental aspects of the phenomenon have been reported by Grasselli and Herrmann [1]. However, as far as we know, there has been no three-dimensional MD study of the angle of repose in Hele-Shaw cell, except the one by Zhuo et al [15], which studied the formation of sandpiles resulting from discharging materials by using a different model interaction. Regarding to the classification made by Grasselli and Herrmann [1], what they have estimated is the outflow angle of the heap which is less than the heap angle, the subject of current research.

In this paper, we report a detailed numerical study of the formation of a sandpile and the dependence of its angle of repose on the relevant variables. We are specifically interested to determine how θ_r changes with variables like the size of particles, the rate of mass injection, the density of grains, the thickness of the container, and wall-particle and particle-particle static friction coefficients. These are the key parameters which may impact significantly on pattern formation of granular mixtures in Hele-Shaw cells [16, 17]. To answer such questions, we performed extensive MD simulations in three dimension on model systems by using a new MD scheme developed by Silbert et

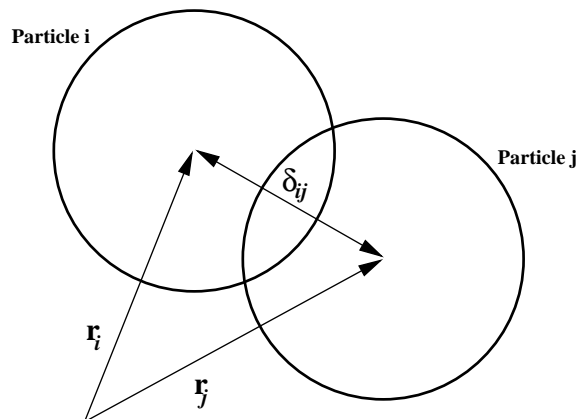


Figure 1. Two-dimensional illustration of two grains i and j in contact and position vectors $\mathbf{r}_i, \mathbf{r}_j$, respectively, with compression and overlap $\delta_{i,j}$.

al [18], which is described briefly in the next section. The results of our simulations are presented in section 3, followed by the main conclusions at section 4.

2. SIMULATION METHODOLOGY

As mentioned earlier, our simulations are based on a Distinct Element Method (DEM) scheme, originally proposed by Silbert et al. The method has been discussed elsewhere in details [18]. For the sake of clarity, we review the most important aspects of it here. According to this model, the spheres interact on contact through a linear spring dashpot or Hertzian interactions in the normal and tangential directions to their lines of centers. In a gravitational field g , the translational and rotational motions of grain i in a system at time t , caused by its interactions with neighboring grains or walls, can be described by Newton second law, in term of the total force and torque as the following equations:

$$\mathbf{F}_i^{tot} = m_i \mathbf{g} + \sum \left(\mathbf{F}_{n_{i,j}} + \mathbf{F}_{t_{i,j}} \right) \quad (1)$$

$$\tau_i^{tot} = -\frac{1}{2} \sum \mathbf{r}_{i,j} \times \mathbf{F}_{t_{i,j}} \quad (2)$$

Where $m_i, \mathbf{r}_{i,j} = \mathbf{r}_i - \mathbf{r}_j$ are respectively, the mass of grain i and the relative distance between grains i and j . For two contacting grains i, j at positions $\mathbf{r}_i, \mathbf{r}_j$ with velocities $\mathbf{v}_i, \mathbf{v}_j$ and angular velocities ω_i, ω_j the force on grain i is computed as follows: the normal compression $\delta_{i,j}$ is (Fig.1)

$$\delta_{i,j} = d - r_{i,j} \quad (3)$$

and relative normal velocity $\mathbf{v}_{n_{i,j}}$ and relative tangential velocity $\mathbf{v}_{t_{i,j}}$ are given by

$$\mathbf{v}_{n_{i,j}} = (\mathbf{v}_{i,j} \cdot \mathbf{n}_{i,j}) \mathbf{n}_{i,j} \quad (4)$$

$$\mathbf{v}_{t_{i,j}} = \mathbf{v}_{i,j} - \mathbf{v}_{n_{i,j}} - \frac{1}{2} (\omega_i + \omega_j) \mathbf{r}_{i,j} \quad (5)$$

Where $\mathbf{n}_{i,j} = \frac{\mathbf{r}_{i,j}}{r_{i,j}}$ with $r_{i,j} = |\mathbf{r}_{i,j}|$ and $\mathbf{v}_{i,j} = \mathbf{v}_i - \mathbf{v}_j$. The rate of change of elastic tangential displacement $\mathbf{u}_{t_{i,j}}$, set to zero at the initial of a contact, is given by [18]

$$\frac{d\mathbf{u}_{t_{i,j}}}{dt} = \mathbf{v}_{t_{i,j}} - \frac{(\mathbf{u}_{t_{i,j}} \cdot \mathbf{v}_{i,j})\mathbf{r}_{i,j}}{r_{i,j}^2} \quad (6)$$

The second term in Eq.(6) arises from the rigid body rotation around the contact point and insures that $\mathbf{u}_{t_{i,j}}$ always lies in the local tangent plan of contact. In Eqs. (1) and (2), normal and tangential forces acting on grain i are given by

$$\mathbf{F}_{n_{i,j}} = f\left(\frac{\delta_{i,j}}{d}\right)(k_n\delta_{i,j}\mathbf{n}_{i,j} - \gamma_n m_{eff}\mathbf{v}_{n_{i,j}}) \quad (7)$$

and

$$\mathbf{F}_{t_{i,j}} = f\left(\frac{\delta_{i,j}}{d}\right)(k_t\mathbf{u}_{t_{i,j}} - \gamma_t m_{eff}\mathbf{v}_{t_{i,j}}) \quad (8)$$

Where $k_{n,t}$ and $\gamma_{n,t}$ are elastic and viscoelastic constants respectively and $m_{eff} = m_i m_j / (m_i + m_j)$ is the effective mass of spheres with masses m_i and m_j . The corresponding contact force on grain j is simply given by Newtons third law, i.e., $\mathbf{F}_{i,j} = -\mathbf{F}_{j,i}$. For spheres of equal mass m , as is the case in our system, $m_{eff} = m/2$; $f(x = 1)$ for the linear spring dashpot (Hookian) model, and $f(x) = \sqrt{x}$ for Hertzian contacts with viscoelastic damping between spheres [18].

Static friction is implemented by keeping track of the elastic shear displacement throughout the lifetime of a contact. The static yield criterion, characterized by a local particle friction coefficient μ , is modeled by truncating the magnitude of $\mathbf{u}_{t_{i,j}}$ as necessary to satisfy $|\mathbf{F}_{t_{i,j}}| < |\mu\mathbf{F}_{n_{i,j}}|$. Thus the contact surfaces are treated as sticking when $|\mathbf{F}_{t_{i,j}}| < |\mu\mathbf{F}_{n_{i,j}}|$, and as slipping when the yield criterion is satisfied [19, 20].

3. RESULTS AND DISCUSSION

In this section we present the results of our extensive molecular dynamics (MD) simulations in three dimensions on model systems of N mono-disperse, cohesionless and inelastic spheres of diameter d and mass m . The system is constrained by a rectangular box with fixed rough walls and boundary conditions and free top surface, as in Fig.2. A simulation was started with the random generation of spheres without overlaps from top and left corner of container, followed by a gravitational settling process to form a stable heap. The results are given in non-dimensional quantities by defining the following normalization parameters: distance, time, velocity, forces, elastic constants, and stress are, respectively measured in units of d , $t_0 = \sqrt{d/g}$, $v_0 = \sqrt{dg}$, $F_0 = mg$, and $k_0 = mg/d$. All data was taken after the system had reached the steady state. Because of the complexity of the model, there are a wide range of parameters that affect the results of computation. However, we usually investigate the effect of a single variable varying in a certain range while other variables are fixed to their base values as listed in table 1.

All the cases were simulated in three dimensions using a molecular dynamics code for granular materials LAMMPS [18, 21]. The equations of motion for the translational

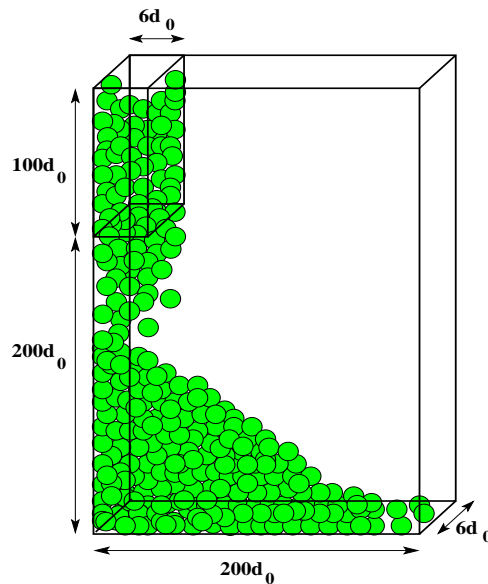


Figure 2. Geometry of cell used in simulations.

and rotational degrees of freedom are integrated with either a thirdorder Gear predictor-corrector or velocity-Verlet scheme [22]. The angle of repose could then be determined from the surface profile of the heap.

3.1. The evolution of the pile

We start from an empty vertical cell composed of two parallel plates separated by a spacer with a variable width w . A granular heap is formed in the cell by pouring mono-sized spherical grains on the bottom plate. These grains are released from a small box located on the top-left of the cell, as shown in Fig.1. The rate of material insertion R can be varied by changing the box size. A pile with well defined shape starts to form as the number of the added grains growth. The angle of repose could then be determined from the surface profile of the heap.

The formation of a granular heap at the macroscopic level is a complicated phenomenon arises as the result of surface avalanches and also a kink mechanism [23]. At the grain level, it is a consequence of energy dissipation. In addition to frictional forces, the particle-particle inelastic collisions consumes the translational and rotational energy of a falling grain. Eventually, the grain will stick to a position where its energy is less than the minimum value required to overcome the potential barrier created by frictional forces [24]. At the earlier stage of the pile formation, the number of grains are small. Therefore, the falling grains can move further and the angle of repose is less than the one of a larger pile. By adding more grains to the pile the angle of repose growth to its asymptotic value, where the energy gain in the gravitational field is balanced by the dissipating effects. In Fig.3 the evolution of the sandpile or equivalently, the evolution of θ_r has been plotted for two values of μ_w against N , the total number of released grains.

Table 1. Basic computational parameters

Parameters	system conditions
Number of Particles (N)	40,000
Particle Size (d)	$1d_0$
Particle density (ρ)	$2.4(m_0/d_0^3)$
Particle friction coefficient (μ_p)	0.5
Wall friction coefficient (μ_w)	0.5
Particle normal stiffness coefficient (k_n)	$2 \times 10^3(k_0)$
Particle tangential stiffness coefficient (k_t)	$\frac{2}{7}k_n$
Particle normal damping coefficient (γ_n)	$50/(t_0)$
Particle tangential damping coefficient (γ_t)	$0(t_0^{-1})$
Wall normal stiffness coefficient (k_n)	$2 \times 10^3(k_0)$
wall tangential stiffness coefficient (k_t)	$\frac{2}{7}k_n$
wall normal damping coefficient (γ_n)	$50/(t_0)$
Particle normal damping coefficient (γ_t)	$50/(t_0)$
Time step increment	2×10^{-3}

As seen from the figure, the angle of repose grows linearly for smaller values of N and then evolves quickly into a steady state, characterized by an asymptotic value of θ_r at larger values of N . For the set of parameters used in Fig.3, the angle of repose is almost constant for $N > 25,000$. For the rest of the work we have used $N = 40,000$ grains in all simulations to make sure that the angle of repose has reached its asymptotic values as shown in Fig.3.

We also note that at earlier stage of heap formation the difference between $\theta(N)$'s is not significant for different values of μ_w , as seen in Fig.3. This maybe explains the existence of the so called dead-zone [12] in stratification of bi-dispersed mixtures. It is known that the difference between the angle of repose of two species is the key factor which together with the difference between the grain sizes determines the type of patterns formed in the cell [11]. If the difference between θ_r is negligible, e.g., when the number of grains is small, the only factor that affects pattern formation is the size. As such, for small values of N , the grain segregate according to their size and a dead-zone forms.

3.2. Effect of mass flow rate

A simple way of increasing the rate of mass flow into the cell is increasing the density of each grain, while its diameter is fixed. From Fig.4 one can see that increasing the mass of individual grains causes a slight fluctuation, at most 0.3° around the mean values in both linear and Hertzian model. In fact, there is no hint of a dependence of θ_r on the value of grain's mass in our simulations in the range of parameters we used. This conclusion is in agreement with some experimental observations [11].

A more interesting way of increasing mass flow rate is to increase R , the number of grains falling down on the heap at each time step. It has been found that the wavelength

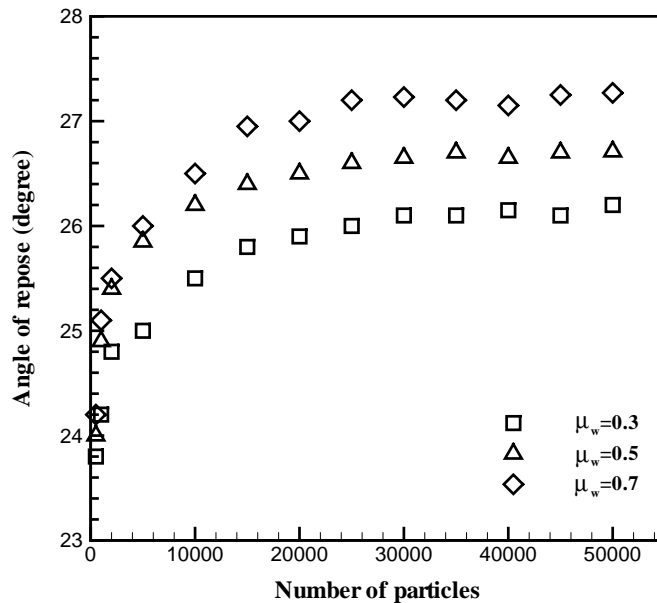


Figure 3. Angle of repose as a function of number of grains from Hookin model.

of the layers in granular stratification is an increasing function of this quantity [16]. Moreover, above a critical flow rate R_c , the stratification pattern abruptly disappear [17]. Our simulations shown in Fig.5 indicate that, increasing the rate of grain insertion R , decreases the angle of repose slightly. The change in θ_r is small, about a degree after increasing R three times. Such a slight change in the value of angle of repose when the rate of grain insertion was varied has been reported by Grasselli and Herrmann [1].

Comparing the two ways of increasing R , we conclude that in the formation of a sandpile, what does really matter is not the mass itself, but the number of grains that hit the pile in a given time. This effect may be attributed to the occurrence of larger avalanches when the rate of grains falling upon top of the heap becomes larger.

3.3. Effect of cell thickness

The effect of variation in the size of the gap between walls container on the piling of grains has been the subject of both experimental and numerical studies with the general conclusion that increasing the cell thickness induces an exponential decay in the angle of repose [1]

$$\theta_r(w) = \theta_\infty(1 - \alpha e^{-w/l}) \quad (9)$$

where α is a constant depending on the grain properties and l is a characteristic length representing the scale over which the walls affect the piling of grains. The parameter w is also a determining factor which affects drastically pattern formation of bi-dispersed granular mixtures in Hele-Shaw cells. A nonlinear decrease in the wavelength of the

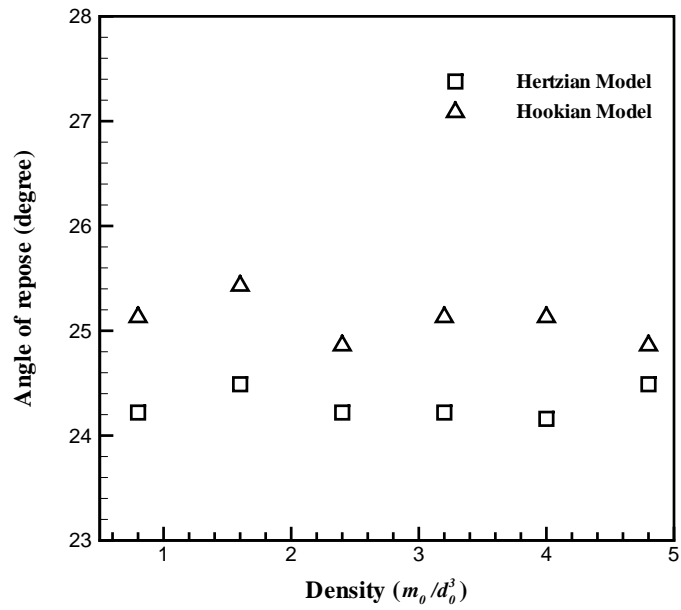


Figure 4. The angle of repose against density from Hookian and Hertzian Models

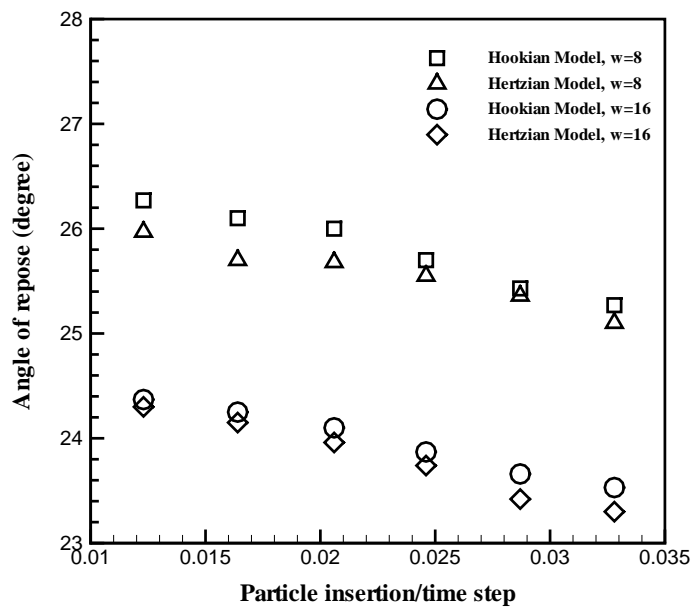


Figure 5. Angle of repose as a function of grain insertion from Hookian and Hertzian models for two different container thickness.

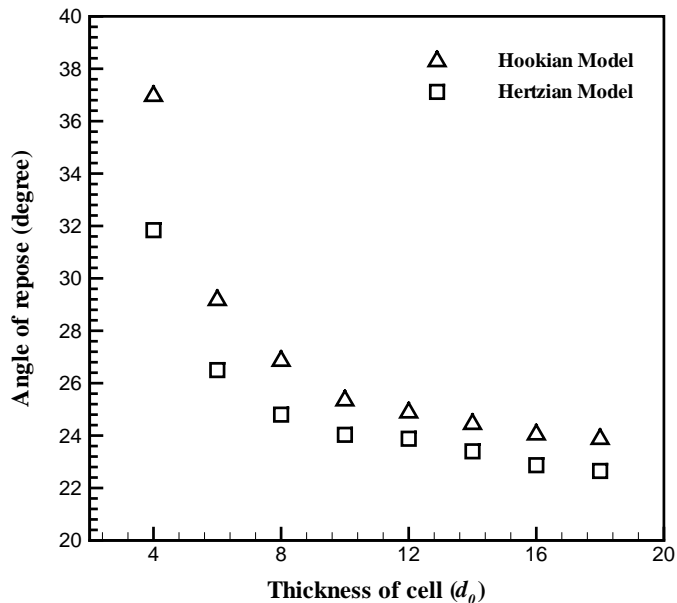


Figure 6. The angle of repose against cell thickness simulated with Hookian and Hertzian Models.

stratification pattern with cell thickness w has been reported [16]. And similar to R_c , there is a critical cell thickness w_c above which the layered pattern abruptly vanishes [17].

To quantify the behaviour of the angle of repose when the cell thickness is varied, simulations were performed using different cell thickness w . The results presented in Fig.6 shows that by increasing the cell thickness, the angle of repose, $\theta_r(w)$, decreases and it eventually settles down to an asymptotic value θ_∞ when the cell thickness becomes very large compared to the size of grains. A logarithmic plot of $(\theta_\infty - \theta_r(w))/\theta_\infty$ versus w shows that in accordance with experimental observations, the trend follows an exponential decay (Fig.7). We also observe that for both Hookian and Hertzian models, have the same slope, which means that the characteristic lengths does not depend on the model interaction. Since MD simulations on angle of repose of granular heap formed by discharging materials have produced the same results [15], one may conclude that the observed phenomenon is universal and does not depend in the formation history of the pile.

This phenomenon can be explained based on a dimensionality analysis. The walls of the cell not only consume the kinetic energy of grains via friction and inelastic collisions, but they confine them to move in a limited space. Indeed, by changing the cell thickness, while keeping the size of grains fixed, one can even change the dimensionality of the space accessible to the grains. Investigation of the average number of contacts per grain, \bar{z} , in this round of simulations demonstrates the validity of this image. In Fig.8 the variation of \bar{z} versus w has been depicted for the interior grains, i.e. grains which

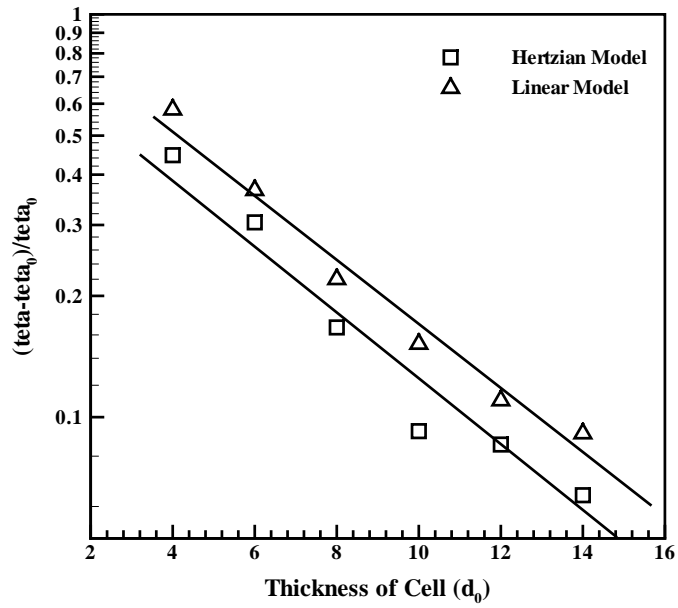


Figure 7. Variation of $(\theta - \theta_0)/\theta_0$ with cell thickness from Hookian and Hertzian Models.

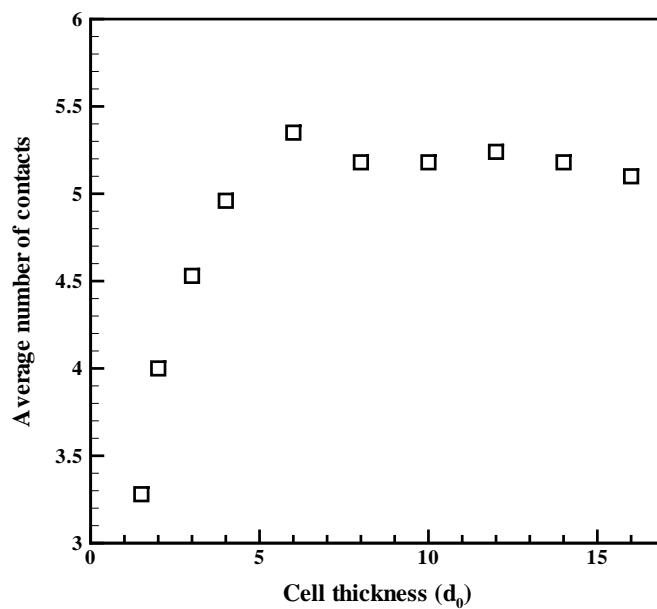


Figure 8. The average number of contacts for interior grains versus cell thickness from Hookian model.

are not supported by the walls. The fraction of interior grains decreases with w/d , but even at a small value of cell thickness as $w/d = 1.5$, there are still a non-negligible fraction of such grains (about %8.8 of total grains) in the cell. We also observe that for $w > 2d$, the average number of contacts becomes less than 4, which is the minimal average coordination number required to obtain a static packing of frictional spheres in three dimension [25, 26] indicating a cross-over from a three dimensional regime to a two dimensional one. At $w = 1.5d$, the mean number of compact is 3.3, very close to the minimal value $\bar{z} = 3$ needed for a stable packing of frictional spheres in two dimension. On the other hand, for large values of w/d , where the angle of repose reaches to its bulk value, the value of \bar{z} quickly reaches to the asymptotic value $\bar{z} = 5.2$. Of course, this limiting value depends on the microscopic parameters of the granular materials.

3.4. Effect of particle size

Another important and interesting parameter which we expect to affect the piling of grains is the grain diameter d itself. In general, one expects that the angle of repose of a three dimensional sandpile does not depend on the grain size, since a pile of smaller grains transforms into a pile of larger grains via an isotropic re-scaling of the pile coordinations [16]. Based on this idea, we expect that in granular Hele-Shaw cells, the angle of repose of a pile to be a function of w/d , because the confinement of the pile between two vertical plates, remove the spatial symmetry in the perpendicular direction. As such, in an isotropic re-scaling of a sandpile in a Hele-Shaw cell, the gap between walls should be re-scaled with grain size too.

In order to examine this idea, we performed a series of simulations using the base parameter values as listed in table.I, but with different different grain size d and cell thickness w , using linear model. The results are sketched in Fig.9, where the behaviour of θ_r has been plotted against w/d , for several values of grain diameters. As anticipated, all the curves almost collapse into one curve showing that in general, the angle of repose of a sandpile in a Hele-Shaw cell does depend on the size of grains. In the range of parameter values we used here, the value of θ_r decays quickly to its asymptotic value θ_∞ for $w/d > 20$. This is in agreement with our anticipation that in three dimension the angle of repose does not depend on the size of grains. The data collapse in Fig.9 implies that the parameters α and θ_∞ in Eq.(11) do not depend on the grain size. Furthermore, the value of characteristic length should be proportional to the grain size d . In the experiments conducted by Grasselli and Herrmann, the value of θ_∞ and α turn out to be size-independent too. Meanwhile, they did not find any evidence for a linear dependence of the characteristic length on grain diameter. In fact, the characteristic length l in their observation was the same for all spherical grain sizes. This unexpected result could be due to the slightly variation in the size of grains (polydispersity of the granular materials) they used [1]. It would also be a result of the cohesive force between grains resulted from capillary force for humidified grains or from van der Waals force for dry grains less than $100\mu m$ [15].

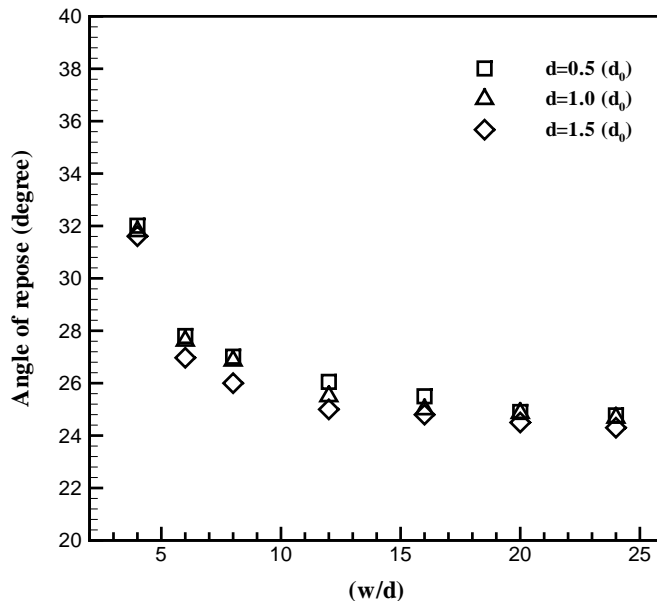


Figure 9. Angle of repose as a function of cell thickness scaled with particle size in Hookian and Hertzian models.

On the other hand, MD simulations on heaps formed by discharging grains indicate that θ_r depends on particle size such that, for a given w/d , larger grain have smaller angle of repose [15]. This is in contrary to our results described above. But as mentioned earlier, not only the model interactions, but the formation histories are different in these two simulations. The importance of the latter factor is a well-known experimental fact. Moreover, there are evidences that in the absence of cohesive force between grains or size-dependent sliding coefficient [27], the size-dependent angle of repose could arise as a result of introducing the rolling friction as Zhuo et al did so [15].

3.5. Effects of frictional forces

The friction between grains exhausts the translational and rotational energy of particles. It also affects significantly the mechanical stability of each contact in the sandpile. One expects, therefore, that the particle-particle friction coefficient μ_p be one of the key parameters in determining the angle of repose of the pile. To investigate how this variable change the behaviour of θ_r , we performed computer simulations for the spherical particles of fixed size with different μ_p using both Hertzian and Hookian models. The other values are listed in table I. The results have been presented on Fig.10 showing that for both models, the angle of repose increases non-linearly with μ_p . This effect is in accordance with MD simulations of θ_r when the pile forms from discharging materials [3, 15].

We have also examined the effect of variation of the wall-particle friction coefficient

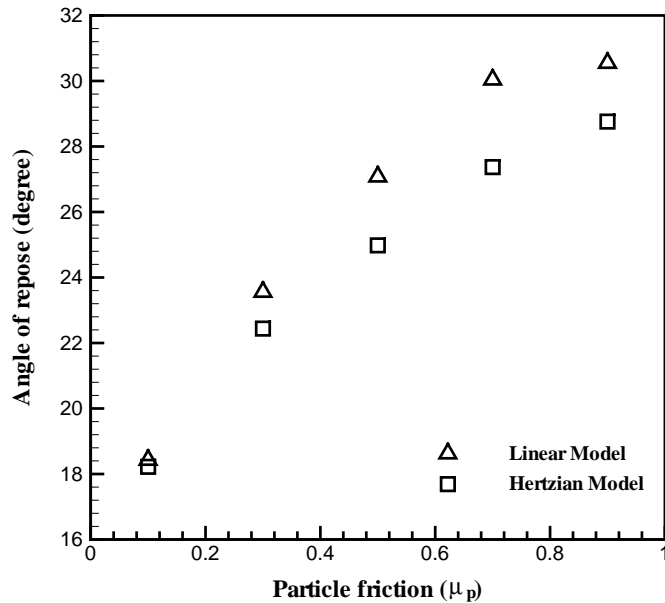


Figure 10. Angle of repose as a function of friction coefficient between grains from Hookian and Hertzian models.

μ_w on θ_r . This is another important parameter which should affect the angle of repose, as wall friction gives a torque resistance to the rotational motion of grains. The results of simulation of the wall friction coefficient are shown in Fig.11. As indicated in the figure, increasing the wall friction can significantly increase the angle of repose. Similar trends have also been observed for the grains of different sizes.

In Fig.12, we have compared the behaviour of θ_r versus μ_w , for two different k_n values. It is seen that increasing material stiffness the angle of repose gets smaller, but the change is not very significant. The decrease in θ_r as the result of increasing k_n was expected. But the important fact is that the change in θ_r after increasing the material stiffness coefficients by an order of magnitude is only $2^\circ - 3^\circ$. This indicates that parameters like k_n does not play a very crucial rule in formation of sandpiles.

4. CONCLUSIONS

We study the dependence of the angle of repose of a sandpile resulting from pouring granular materials in Hele-Shaw cell on boundary conditions, particle characteristics, and the other parameters used in the model interaction. We saw that the most important boundary condition is the cell thickness. Increasing this parameter induces an exponential decay in angle of repose, in agreement with experimental findings. The same trend has been observed in MD simulation of discharging materials, showing that the effect is rather universal and independent of the formation history of the pile. For cells with a large gap, the angle of repose relaxes to an asymptotic value which should

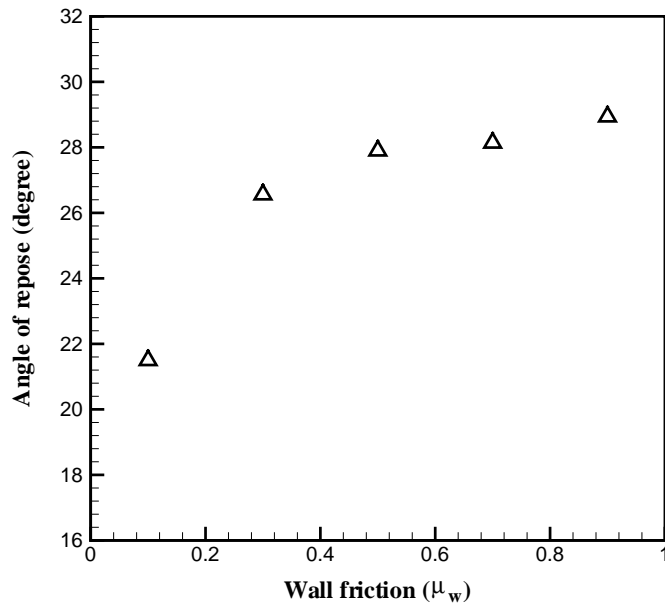


Figure 11. Angle of repose as a function of friction coefficient between particles and wall from Hookian model.

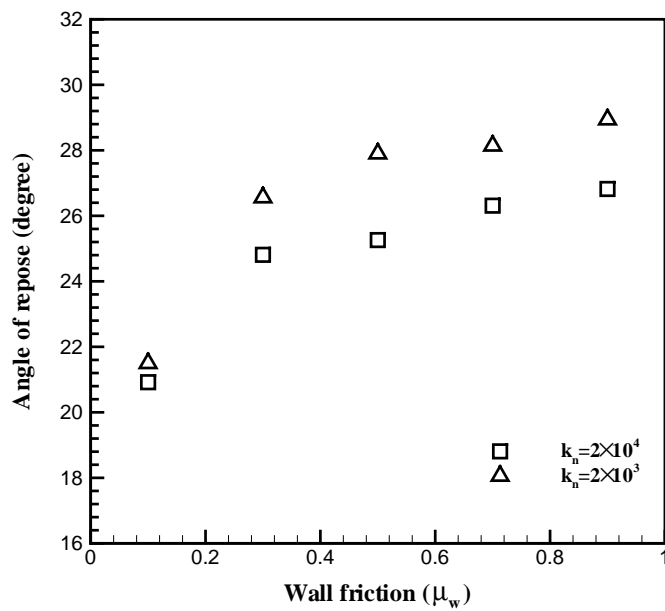


Figure 12. Comparison of the angle of repose as a function of friction coefficient between particles and walls from Hookian model for two different elastic coefficients.

be correspond to the angle of repose of an isotropic three dimensional heap.

At the grain level, the frictional forces are among the most important factors. We observed that increasing particle-particle friction and wall-particle friction coefficient increase the angle of repose non-linearly. But the most interesting microscopic characteristic of the single grains maybe is the grain diameter d . We found that for a given cell thickness, θ_r increases with grain size, but if the wall thickness scales with grain diameter, the angle of repose remain unchanged. This also implies that the angle of repose in three dimensional limit does not depend on the size of grains. It should be emphasized that these observations are just valid for the case of cohesionless, mono-sized grains. As such, they might be in contrary with the result of real experiments, where these conditions are not satisfied or the formation history is different.

4.1. Acknowledgments

We would like to thank A. Amirabadizadeh, B. Haghighi and S. M. Vaes Allaei for useful discussions. We gratefully acknowledge IASBS parallel computer center for a generous grant of computer time.

References

- [1] Grasselli Y and Herrmann H J 1997 *Physica A* **246** 301
- [2] Barton J M H and Buchberger S G 2003 *Phys. Rev. E* **68** 011303
- [3] Zho Y C Xu B H A B Yu A B and Zulli P 2002 *Powder Technol.* **125** 45
- [4] Lee J and Herrmann H J 1993 *J. Phys. A: Math. Gen.* **26** 373
- [5] Siavoshi S and Kudrolli A 2005 *Phys. Rev. E* **71** 051302
- [6] Gray J M N T and Hutter K 1997 *Continuum Mech. Thermodyn.* **9** 341
- [7] Pohlman N A Severson B L Ottino J M and Lueptow R M 2006 *Phys. Rev. E* **73** 031304
- [8] Bagnold R A 1954 *Proc. Roy. Soc. London A* **225** 49
- [9] Jaeger H M and Nagel S R 1996 *Rev. Mod. Phys.* **68** 1259
- [10] Daerr A and Douady S 1999 *Nature* **399** 241
- [11] Makse H A Havlin S King P and Stanley H E 1997 *Nature* **386** 379
- [12] Makse H A Cizeau P and Stanley H E 1997 *Phys. Rev. Lett.* **78** 3298
- [13] Bak P Tang C and Wiesenfeld K 1987 *Phys. Rev. Lett.* **59** 381
- [14] Stark C P 1991 *Nature* **352** 423
- [15] Zho Y C Xu B H and Yu A B 2001 *Phys. Rev. E* **64** 021301
- [16] Makse H A Ball R C Stanley H E and Warr S 1998 *Phys. Rev. E* **58** 3357
- [17] Koepe J P Enz M and Kakalios J 1998 *Phys. Rev. E* **58** R4104
- [18] Silbert L E Ertaş D Grest G S Halsey T C Levine D and Plimpton S 2001 *Phys. Rev. E* **64** 051302
- [19] Landry J W Grest G S Silbert L E and Plimpton S J 2003 *Phys. Rev. E* **67** 041303
- [20] Sun J Battaglia F and Subramaniam S 2006 *Phys. Rev. E* **74** 061307
- [21] <http://lammmps.sandia.gov/>
- [22] Plimpton S J 1995 *J. Comput. Phys.* **117** 1
- [23] Alonso J J and Herrmann H J 1996 *Phys. Rev. Lett.* **76** 4911
- [24] Alonso J J Hovi J P and Herrmann H J 1998 *Phys. Rev. E* **58** 672
- [25] Edwards S F 1998 *Physica A* **249** 226
- [26] Silbert L E Ertaş D Grest G S Halsey T C and Levine D 2002 *Phys. Rev. E* **65** 031304
- [27] Carstensen J and Chan P 1976 *Powder Technol.* **15** 129