

# Global exploration of the energy landscape of solids on the *ab initio* level

K. Doll, J.C. Schön and M. Jansen  
*Max-Planck-Institute for Solid State Research,*  
*Heisenbergstr. 1, D-70569 Stuttgart, Germany.*  
 (Dated: February 9, 2022)

Predicting which crystalline modifications can be present in a chemical system requires the global exploration of its energy landscape. Due to the large computational effort involved, in the past this search for sufficiently stable minima has been performed employing a variety of empirical potentials and cost functions followed by a local optimization on the *ab initio* level. However, this entails the risk of overlooking important modifications that are not modeled accurately using empirical potentials. In order to overcome this critical limitation, we develop an approach to employ *ab initio* energy functions during the global optimization phase of the structure prediction. As an example, we perform a global exploration of the landscape of LiF on the *ab initio* level and show that the relevant crystalline modifications are found during the search.

## I. INTRODUCTION

A fundamental issue in solid state theory is the crystalline structure a given chemical system exhibits in the solid state<sup>1,2,3,4,5,6</sup>. Why is a particular periodic atomic configuration adopted, which among several modifications is the preferred one at a particular temperature and pressure, and which thermodynamically metastable but kinetically stable modifications are possible in the first place? Answering these questions requires the global exploration of the energy landscape of the chemical system<sup>5,6,7</sup>. Every metastable modification of a solid compound corresponds to a locally ergodic region on the energy landscape<sup>5,7</sup>, i.e. a set of atomic configurations which exhibits the property that the equilibration time  $\tau_{eq}$  of the chemical system within the region is much smaller than the observational time scale  $t_{obs}$ , which in its turn is much smaller than the time scale  $\tau_{esc}$  on which the system is expected to leave this region,  $\tau_{eq} \ll t_{obs} \ll \tau_{esc}$ . In particular at low temperatures such locally ergodic regions constitute basins around one or several local minima of the energy landscape, and the kinetic stability of the corresponding compounds is controlled by the energetic and entropic barriers surrounding the region<sup>7,8</sup>. Thus, the first step in the prediction of the possible structures in a chemical system is the determination of the local minima on the energy landscape using a global optimization algorithm. One should note that it is not sufficient to obtain only the global minimum: all local minima that are surrounded by sufficiently high energy barriers correspond to metastable modifications that may be of interest regarding their physical and/or chemical properties both in scientific and in technological applications<sup>5,6</sup>.

Since the beginning of the 1990's, methods for theoretical structure determination and prediction employing global optimization techniques have been developed<sup>9,10,11,12,13,14,15,16,17,18,19,20,21,22,23</sup>, using e.g. simulated annealing<sup>24,25</sup>, genetic algorithms<sup>26,27,28</sup>, or the threshold algorithm<sup>29,30</sup>. Recently, the combination of molecular dynamics with a history dependent potential was suggested in the framework of the metadynamics approach<sup>31</sup>, in order to explore energy landscapes and phase transitions, e.g.<sup>32</sup>. The general idea, i.e. starting at a local minimum and exploring the neighborhood on the landscape bears some resemblance to the lid or threshold algorithm<sup>29,30</sup>, but is different from typical global optimization techniques such as simulated annealing, where long jumps on the energy landscape are allowed (sometimes called 'basin hopping'). The metadynamics employs molecular dynamics and focuses on a set of a few relevant variables which are used to define excluded regions of the landscape and to describe the reaction mechanism, while in the threshold algorithm the energy surface is stochastically sampled by a Monte-Carlo random walk below a sequence of energy thresholds, and the lid algorithm systematically explores the landscape below such energy lids by excluding all parts of phase space that have already been visited.

Since a typical set of global optimization runs involves millions or even billions of energy evaluations, a modular approach has become standard<sup>5,33</sup>, where a global search on an empirical energy / cost function landscape generates structure candidates, which are subsequently locally optimized on full quantum mechanical level using e.g. the Hartree-Fock approximation or density functional theory<sup>16</sup>. Of course, this use of empirical potentials contains the risk that good candidates are overlooked because they do not correspond to a minimum (or only to a high-lying shallow one) on the empirical landscape, and there are many chemical systems where no straightforward empirical energy function based on simple or refined potentials or a crystal-chemically inspired cost function such as a bond-valence potential exist. But even for those systems such as ionic compounds where supposedly good model potentials have been constructed, the question to what degree the empirical energy landscape globally agrees with the *ab initio* energy landscape has been debated since the inception of work on structure prediction<sup>5,34,35</sup>. Clearly, a careful comparison between these two energy landscapes for a particular system should yield much insight into the foundations of the current standard modular approach to structure prediction in solids. Only now the computers are reaching the speed

and ubiquity that will allow us to perform the global optimization on the *ab initio* level, as Oganov and co-workers<sup>22</sup> have shown using a hybrid genetic algorithm for this purpose.

However, the step from model potentials to *ab initio* calculations is absolutely non-trivial, and requires careful adjustment of parameters to use only a minimum of CPU time and thus keep the calculations tractable. In this study, we investigate the energy landscape of the LiF-system using stochastic simulated annealing. This system was chosen as a test case, since we had studied the landscapes of the alkali halides in earlier work<sup>14</sup> using a Coulomb- plus Lennard-Jones-potential. Thus, the most important structure candidates in the system are known at the empirical potential level, and we can better judge both the success of the global exploration on the *ab initio* level and the degree of agreement between the empirical and *ab initio* energy landscapes than would have been possible when choosing a not-yet-investigated chemical system.

There are thus two major goals of this article: Firstly, to show that the *ab-initio* exploration of energy landscapes with a Monte Carlo random walk based technique such as simulated annealing is feasible. Secondly, to investigate to what degree crucial features of the landscape such as the relevant minima on the level of the empirical potentials and on the *ab initio* level are the same. Finally, we note that the *ab initio* energy landscape is expected to be an appropriate choice for any system, whether ionic, covalent, or metallic. Thus, being able to globally explore such an *ab initio* energy landscape will open the path to structure prediction in systems which can no longer be reasonably described with straightforward empirical potentials.

## II. METHODS

### A. General approach.

Our general approach to the determination of structure candidates has been given in detail elsewhere<sup>5,7,36</sup>. To summarize: First, the minima on the energy landscape are determined using simulated annealing, possibly combined with a stochastic quench, as a global optimization algorithm, where both atom positions and cell parameters are freely varied. Next, the corresponding configurations are analyzed regarding their symmetries using an algorithm to find symmetries<sup>37</sup> and the space group<sup>38</sup> as implemented in the program KPLOT<sup>39</sup>, followed by a comparison using an algorithm to compare cells<sup>40</sup>, in order to eliminate duplicate structures. Finally, the structure candidates are locally optimized on the *ab initio* level using both a heuristic algorithm<sup>41,42</sup> and the energy minimization routines included in the various *ab initio* codes. We always employ several *ab initio* methods (Hartree-Fock and density functional theory), since this allows us to compare the ranking of the candidates by energy and thus to gain some estimate of their thermodynamic stability. This is crucial since, by definition, no comparison of the predicted structures with experimental data is possible and thus we cannot "tune" the parameters of the quantum mechanical methods to reproduce the experiment. Furthermore, comparing the outcomes of the local optimizations for different methods yields insights into the connectedness of the candidates via low-lying saddles on the energy landscape. Finally, if sufficient computational power is available, we can employ the lid or threshold algorithm<sup>29,30</sup>, in order to quantitatively study the energetic and entropic barriers on the landscape, which control the kinetic stability of the metastable modifications of the solid compound.

### B. *Ab initio* calculations and global exploration: technical details.

For the *ab initio* energy calculations we employ the program CRYSTAL2006<sup>43</sup>. A set of preliminary tests was performed to optimize the efficiency of our approach when applied to structure prediction on the *ab initio* level. The most important parameters tested were: the basis sets for the *ab initio* calculations; parameters such as integral thresholds for the *ab initio* calculations; the length of the simulated annealing run and of the subsequent quench run; the move classes involved.

This preliminary step is actually crucial for the task of performing *ab initio* explorations of energy landscapes: the energy calculations are performed without the use of symmetry, since all possible structures must be accessible during the random walk. However, with the default parameters in CRYSTAL2006, a single Hartree-Fock calculation for an eight-atom simulation cell whose side length equals to the experimental lattice constant without symmetry (space group P1) takes  $\sim 13$  minutes. A typical run may consist of 100000 and more simulated annealing steps, and thus the total CPU time for a single run would be on the scale of  $10^6$  minutes, i.e. roughly 2 years. For the exploration of a landscape, dozens or even hundreds of such runs are necessary. In addition, it is necessary to achieve convergence of the self-consistency cycles in calculations which start from a random geometry. This makes it obvious that a very careful calibration of all parameters is necessary. One has to exploit the fact that only a rough knowledge about the

possible local minima is required in the first stage of the global optimization. The final local optimization, based on an optimization via analytical gradients, can be subsequently done with good parameters.

The initial tests resulted in the following choices: The basis sets from reference<sup>44</sup> were selected, with a slightly modified fluorine basis set: slightly tighter *sp* functions were chosen for the two outermost exponents (0.45 instead of 0.437, 0.2 instead of 0.147) to enhance the numerical stability and the speed of the calculations. As the global optimization only has to provide a rough information about the energy landscape, it is not necessary to converge the solution very accurately. The threshold for the convergence of the self-consistent field (SCF) cycle was therefore reduced from  $10^{-5}$  to  $10^{-3} E_h$ . Similarly, the thresholds for neglecting integrals were reduced from the default values of  $10^{-6}$ ,  $10^{-6}$ ,  $10^{-6}$ ,  $10^{-6}$ ,  $10^{-12}$  to  $10^{-4}$ ,  $10^{-4}$ ,  $10^{-4}$ ,  $10^{-4}$ ,  $10^{-8}$ . For the  $\vec{k}$ -point sampling, a shrinking factor of 2 was used. The calculations were performed at the Hartree-Fock level. Note that since only the approximate positions of the basins need to be found during the initial global exploration, the level of theory does not play a crucial role.

The initial cell was cubic with a cell parameter of 7.07 Å. 4 lithium and 4 fluorine atoms were randomly placed in this cell. No symmetry was used, i.e. the simulated annealing and quenching was done in *P1*. The probabilities of the individual moves were as follows: moving individual atoms (70 %; maximal step size was 5 pm), exchanging atoms (10 %), moving atoms with (10%) and without (5%) simultaneous change of the unit cell, and the change of the origin (5 %; this move is important when the cell is subsequently truncated due to a change of the cell vectors). For all the moves which change the cell parameters, the probability of a suggested move to shorten the cell was set to 70%, in order to speed up the shrinking of the cell. To avoid atoms coming too close, a minimum distance of the sum of the radii, multiplied by 0.8, was required. The radii were determined by using the Mulliken charges and linearly interpolating between the tabulated radii<sup>45</sup> for the neutral atoms and the ions. With this choice of parameters, it turned out that only a very short simulated annealing run was required (5000 steps, with the starting and final temperatures corresponding to 1 eV and 0.9 eV, respectively), followed by a quench of  $\sim 5000$  steps. The reason why the simulated annealing part could be kept so short is probably due to the fact that there are only two atom types and a very simple bonding mechanism involved. Clearly, when testing this approach with more demanding systems, exhibiting covalent bonds or a larger number of atom types, considerably longer runs are to be expected.

We generated different initial atom positions by using different start values for the random number generator. About 70 runs were performed, of which about half converged to reasonable structure candidate, whereas the other half remained in energetically unfavorable situations such as very low densities or two-dimensional structures. This could certainly have been improved by performing longer simulated annealing runs, but only at a much higher computational cost.

After the quench was finished, the space group of the configuration was analyzed with the program KPLOT<sup>39</sup>, using algorithms to identify the symmetry<sup>37</sup> and to find the space group<sup>38</sup>. A subsequent local optimization was performed with the CRYSTAL code, using analytical gradients for the nuclear positions<sup>46,47</sup> and the unit cell<sup>48,49</sup> and the full geometry optimization as implemented in the present release<sup>43,50</sup>. As this local optimization is not too demanding in terms of CPU time and as a high accuracy is desirable, the integral thresholds and the threshold for SCF convergence were set to the default values, and a shrinking factor of 4 was used for the  $\vec{k}$  net. Also, the original basis set as in<sup>44</sup> was used. The optimization was performed both at the Hartree-Fock level and at the level of the local density approximation (LDA). The fully optimized structures were again analyzed with KPLOT.

The computational effort was typically a few days for the simulated annealing and subsequent quench runs, and a few minutes up to one hour for the local optimization, on a single CPU of a standard PC.

### III. RESULTS

The results of these optimizations are displayed in Tables 1 and 2. Eight promising low-energy structure candidates were found (shown in Figs. 1 - 3, generated with XCrysDen<sup>51</sup>): the rock salt structure as observed experimentally, the zincblende structure (sphalerite), the wurtzite structure, the so-called 5-5 structure<sup>5,14</sup> (an ionic analogue to the  $B_k$  structure of hexagonal BN), the NiAs structure and three structures with space group 62, 7 and 36, denoted LiF(I), LiF(II) and LiF(III), respectively (see Table 1 regarding the fraction of runs that resulted in the various structure types). LiF(I) and LiF(II) consist of nets of LiF<sub>4</sub>-tetrahedra, with the first one containing narrow channels and the second one resembling a twisted sphalerite or wurtzite structure. Finally, LiF(III) consists of a network of LiF<sub>5</sub> square-pyramids. All these structure candidates had also been observed in earlier global searches in alkali halide systems<sup>14</sup> using empirical potentials consisting of a Coulomb-term and a van-der-Waals-term, and one should note that LiF(I), LiF(II) and LiF(III) are quite typical representatives of the higher-lying local minima. This result clearly demonstrates, that the global exploration of the energy landscape on the *ab initio* level is feasible and provides reasonable structures.

#### IV. DISCUSSION AND CONCLUSION

Concerning the accuracy of the *ab initio* calculations, we note that at the Hartree-Fock level, the wurtzite structure exhibits the lowest energy, in contrast to the experimental observation that LiF is found in the rock salt type. The failure of the Hartree-Fock approach to account for the proper ground state may be attributed to the neglect of the van der Waals interaction which is important for alkali halides as was shown in<sup>52,53</sup>. Although the van der Waals interaction is not considered in the LDA either, the LDA performs better and predicts the rock salt structure as the ground state, perhaps due to LDA's inherent tendency to over-bind and favor higher coordinations. These observations are in good agreement with *ab initio* calculations by Čančarević et al<sup>54,55</sup> using Hartree-Fock and density functional theory, which showed that for LiF the functionals LDA found the rocksalt type as the minimum structure, while Hartree-Fock and the hybrid functional B3LYP found the wurtzite type, respectively. Regarding the thermodynamic stability of the various modifications as function of pressure, there is no change compared to the results of Čančarević et al<sup>54,55</sup>, which were based on the global exploration of the empirical potential based enthalpy landscapes of LiF for ten different pressures ranging from -16 GPa to +160 GPa. Here, we only give the transition pressures based on the LDA functional:  $\beta$ -BeO  $\rightarrow$  wurtzite at  $\sim -8.5$  GPa, wurtzite  $\rightarrow$  5-5 at  $\sim -5.5$  GPa, and 5-5  $\rightarrow$  rock salt at  $\sim -5.0$  GPa. Possible high-pressure phases might be the NiAs-type or the CsCl-type according to some density functionals; however, even if these modifications were to become thermodynamically stable, in both instances the transition pressures would be very high ( $> 100$  GPa) beyond the range of the validity of straightforward *ab initio* calculations.

The comparison between the outcome of the global landscape explorations on the *ab initio* level and on the level of empirical potentials shows that the present investigation determines essentially all the minima with the lowest energies that had been found during the earlier work<sup>14</sup>. Due to the relatively short simulated annealing runs, at the end of the global exploration phase many of the candidates had ended up in side-minima corresponding to distorted versions of the structures belonging to the main minimum of the various basins typically exhibiting lower symmetries. However, the subsequent local minimization using the standard high accuracy for the *ab initio* energy calculations resulted in the system reaching the main minima of the various basins. We note that in several instances the Hartree-Fock and the DFT (LDA) calculations reached different structure types, wurtzite and 5-5, respectively. This supports our earlier observations that the wurtzite and the 5-5-structure are close neighbors on the energy landscape.<sup>56</sup> Similarly, we observed that the local minimization on DFT (LDA) level starting from four slightly distorted versions of the LiF(I) structure type, resulted in one case in the rock salt and in the other three cases in the 5-5-structure, respectively.<sup>57</sup> Again, this confirms our earlier results that the 5-5-type is located on the landscape close to the rock salt structure, possibly constituting a transitional modification on the route from the wurtzite to the rock salt type (c.f. Fig. 1).<sup>58</sup> Finally, we note that in contrast to the study using the empirical energy landscape the structures exhibiting four- and five-fold coordination were found quite often. This is clearly a reflection of the fact that their energies on the *ab initio* level are very similar to the ones of the structure types with six-fold coordination (rock salt, NiAs) which are more strongly preferred when using the empirical potential.

To summarize, the comparison between the empirical and *ab initio* energy landscapes shows that at least for the case of a simple ionic system such as LiF a) the minima representing the most relevant modifications and similarly most of the other chemically interesting structure types are present on both energy landscapes, b) however, their ranking in energy depends on the type of energy calculation and similarly the likelihood of observing the minima can also be quite different, c) structures which are closely related on the empirical landscape, i.e. separated by relatively small barriers, are also close neighbors on the *ab initio* energy landscape, and d) even classes of structures that are rather unusual such as those containing channels or square pyramids are found on both landscapes. We can thus conclude that one of the fundamental assumptions behind the standard approach of structure prediction of solids, i.e. that the empirical potentials can be employed in global landscape explorations to identify the relevant modifications of a solid compound is valid at least for ionic systems where reasonable suitable potentials are available.

Of course, the number of simulated annealing runs possible when using the Hartree-Fock energy function is still much smaller than the number of runs with an empirical energy function. As a consequence, in particular the many high-lying and/or shallow minima associated with structures containing channels or belonging to transitions between two large basins, were detected relatively rarely. Nevertheless, the fact that all relevant modifications have been observed in the present study shows that the global exploration of the energy landscape of solids on the *ab initio* level using standard simulated annealing as the global optimization tool has finally become feasible. This will allow us to predict the possible modifications of crystalline compounds also in those chemical systems, where no simple empirical potentials can be constructed, thus overcoming one of the major hurdles facing crystal structure prediction in general chemical systems.

## Acknowledgments

We would like to thank Z. Čančarević and U. Wedig for valuable discussions. The work was funded by the MMM-initiative of the Max-Planck-Society.

- 
- <sup>1</sup> J. Maddox, *Nature*, **335** (1988) 201.
  - <sup>2</sup> M. L. Cohen, *Nature*, **338** (1989) 291.
  - <sup>3</sup> F. C. Hawthorne, *Nature*, **345** (1990) 297.
  - <sup>4</sup> C.R.A. Catlow, G. D. Price, *Nature*, **347** (1990) 243.
  - <sup>5</sup> J.C. Schön, M. Jansen, *Angew. Chem. Int. Ed.*, **35** (1996) 1286.
  - <sup>6</sup> M. Jansen, *Angew. Chem. Int. Ed.*, **41** (2002) 3747.
  - <sup>7</sup> J.C. Schön, M. Jansen, *Z. Kristallogr.*, **216** (2001) 307, 361.
  - <sup>8</sup> J.C. Schön, M.A.C. Wevers, M. Jansen, *J. Phys.: Cond. Matter*, **15** (2003) 5479.
  - <sup>9</sup> A.Y. Liu, M.L. Cohen, *Phys. Rev. B*, **41** (1990) 10727.
  - <sup>10</sup> J. Pannetier, J. Bassas-Alsina, J. Rodriguez-Carvajal, V. Caignart, *Nature*, **346** (1990) 343.
  - <sup>11</sup> C. M. Freeman, J. M. Newsam, S. M. Levine, C.R.A. Catlow, *J. Mater. Chem.*, **3** (1993) 531.
  - <sup>12</sup> J. C. Schön, M. Jansen, *Ber. Bunsenges.*, **98** (1994), 1148.
  - <sup>13</sup> M. B. Boisen Jr., G. V. Gibbs, M.S.T. Bukowski, *Phys. Chem. Miner.*, **21** (1994) 269.
  - <sup>14</sup> J. C. Schön, M. Jansen, *Comput. Mater. Sci.*, **4** (1995) 43.
  - <sup>15</sup> T. S. Bush, C.R.A. Catlow, P. D. Battle, *J. Mater. Chem.*, **5** (1995) 1269.
  - <sup>16</sup> H. Putz, J. C. Schön, M. Jansen, *Comput. Mater. Sci.*, **11** (1998) 309.
  - <sup>17</sup> S. M. Woodley, P. D. Battle, J. D. Gale, C.R.A. Catlow, *Phys. Chem. Chem. Phys.*, **1** (1999) 2535.
  - <sup>18</sup> N.L. Allan, G.D. Barrera, M.Yu. Lavrentiev, I.L. Todorov, J.A. Purton, *J. Mat. Chem.*, **11** (2001) 63.
  - <sup>19</sup> C. Mellot-Draznieks, J. M. Newsam, A.M. Gorman, C. M. Freeman, G. Férey, *Angew. Chem. Int. Ed.*, **39** (2000) 2270.
  - <sup>20</sup> B. Winkler, C.J. Pickard, V. Milman, G. Thimm, *Chem. Phys. Letters*, **337** (2001) 36.
  - <sup>21</sup> C. Mellot-Draznieks, S. Girard, G. Férey, J.C. Schön, Ž. Čančarević, M. Jansen, *Chem. Eur. J.*, **8** (2002) 4102.
  - <sup>22</sup> A.R. Oganov, C.W. Glass, *J. Chem. Phys*, **124** (2006) 244704.
  - <sup>23</sup> J.C. Schön, I.V. Pentin, M. Jansen, *Phys. Chem. Chem. Phys.*, **8** (2006) 1778.
  - <sup>24</sup> S. Kirkpatrick, C.D. Gelatt Jr., M.P. Vecchi, *Science*, **220** (1983) 671.
  - <sup>25</sup> V. Czerny, *J. Optim. Theory Appl.*, **45** (1985) 41.
  - <sup>26</sup> J. Holland, *Adaptation in Natural and Artificial Systems*, Ann Arbor: Univ. Michigan Press (1975).
  - <sup>27</sup> R. L. Johnston, eds., *Applications of Evolutionary Computation in Chemistry*, Struct. Bonding 110, New York: Springer (2004).
  - <sup>28</sup> S.M. Woodley, *Phys. Chem. Chem. Phys.*, **9** (2007) 1070.
  - <sup>29</sup> P. Sibani, J. C. Schön, P. Salamon, J.-O. Andersson, *Europhys. Lett.*, **22** (1993) 479.
  - <sup>30</sup> J. C. Schön, H. Putz, M. Jansen, *J. Phys.: Cond. Matter*, **8** (1996) 143.
  - <sup>31</sup> A. Laio and M. Parrinello, *Proc. Natl. Aca. Sci. U. S. A.*, **99** (2002) 12562.
  - <sup>32</sup> R. Martoňák, A. Laio, M. Bernasconi, C. Ceriani, P. Raiteri, F. Zipoli, M. Parrinello, *Z. Kristallogr.*, **220** (2005) 489.
  - <sup>33</sup> S.M. Woodley, in: *Struct. Bond. 110*, eds. R. L. Johnston, New York: Springer (2004), p. 95.
  - <sup>34</sup> Ž. Čančarević, J.C. Schön, M. Jansen, *Phys. Rev. B*, **73** (2006) 224114.
  - <sup>35</sup> R. Martoňák, D. Donadio, A. R. Oganov, and M. Parrinello, *Nature Materials*, **5**, 623 (2006).
  - <sup>36</sup> J.C. Schön, M. Jansen, *Mat. Res. Soc. Symp. Proc.: Solid State Chemistry of Inorganic Materials V*, edited by J. Li et al. 848 (2005) p. 333.
  - <sup>37</sup> R. Hundt, J.C. Schön, A. Hannemann, M. Jansen, *J. Appl. Cryst.*, **32** (1999) 413.
  - <sup>38</sup> A. Hannemann, R. Hundt, J.C. Schön, M. Jansen, *J. Appl. Cryst.*, **31** (1998) 922.
  - <sup>39</sup> R. Hundt, KPLLOT, University of Bonn, Germany, (1979); Version 9 (2007).
  - <sup>40</sup> R. Hundt, J.C. Schön, M. Jansen, *J. Appl. Cryst.*, **39** (2006) 6.
  - <sup>41</sup> J.C. Schön, Ž. Čančarević, M. Jansen, *J. Chem. Phys.*, **121** (2004) 2289.
  - <sup>42</sup> Ž. Čančarević, J.C. Schön, M. Jansen, *Proc. Progress in Materials Science and Processes*, *Mat. Sci. Forum*, **453** (2004) 71.
  - <sup>43</sup> R. Dovesi, V. R. Saunders, C. Roetti, R. Orlando, C. M. Zicovich-Wilson, F. Pascale, B. Civalleri, K. Doll, N. M. Harrison, I. J. Bush, Ph. D'Arco, M. Llunell, CRYSTAL2006, University of Torino, Torino (2006).
  - <sup>44</sup> M. Prencipe, A. Zupan, R. Dovesi, E. Aprà, and V. R. Saunders, *Phys. Rev. B* **51**, 3391 (1995).
  - <sup>45</sup> J. Emsley, *The Elements*, Oxford: Oxford Univ. Press (1990).
  - <sup>46</sup> K. Doll, V. R. Saunders, N. M. Harrison, *Int. J. Quantum Chem.*, **82** (2001) 1.
  - <sup>47</sup> K. Doll, *Comp. Phys. Comm.*, **137** (2001) 74.
  - <sup>48</sup> K. Doll, R. Dovesi and R. Orlando, *Theor. Chem. Acc.*, **112** (2004) 394.
  - <sup>49</sup> K. Doll, R. Dovesi and R. Orlando, *Theor. Chem. Acc.*, **115** (2006) 354.
  - <sup>50</sup> B. Civalleri, Ph. D'Arco, R. Orlando, V. R. Saunders, and R. Dovesi, *Chem. Phys. Lett.*, **348** (2000) 131.
  - <sup>51</sup> A. Kokalj, *Comp. Mater. Sci.*, 2003, Vol. 28, 155.
  - <sup>52</sup> K. Doll and H. Stoll, *Phys. Rev. B*, **56** (1997) 10121.

- <sup>53</sup> K. Doll and H. Stoll, Phys. Rev. B, **57** (1997) 4327.  
<sup>54</sup> Ž. Čančarević, Ph.D. thesis, Univ. Stuttgart (2006).  
<sup>55</sup> Ž. Čančarević, J.C. Schön, M. Jansen, in preparation (2007).  
<sup>56</sup> Note that the wurtzite structure has a lower energy than the 5-5-structure at the Hartree-Fock level, and that the reverse holds true at the DFT (LDA) level.  
<sup>57</sup> In all four instances, the minimization on the Hartree-Fock level yielded the undistorted LiF(I)-structure type.  
<sup>58</sup> This is supported by a study on the stability of MgO in the wurtzite-type, where the 5-5 structure was rediscovered and called h-MgO by the authors<sup>59</sup>.  
<sup>59</sup> S. Limpijumnong, W.R.L. Lambrecht, Phys. Rev. B **63** (2001) 104103.  
<sup>60</sup> V.A. Streltsov, V.G. Tsirelson, R.P. Ozerov, O.A. Golovanov, Kristallografiya **33** (1987) 90.

TABLE I: Structures obtained corresponding to local minima, the total energy (without a correction for the basis set superposition error) for four formula units, in hartree units ( $E_h$ ), and the number of times the structures were found.

structure type	space group	energy ( $E_h$ )		number of times found	
		HF	LDA	HF	LDA
rock salt	225	-428.2210	-427.0665	9	11
zincblende	216	-428.2211	-427.0445	10	9
5-5	194	-428.2222	-427.0534	4	12
wurtzite	186	-428.2250	-427.0484	8	4
NiAs	194	-428.2051	-427.0515	1	1
LiF(I)	62	-428.2162	-	4	0
LiF(II)	7	-428.2089	-427.0374	1	1
LiF(III)	36	-428.2054	-	1	0

TABLE II: Optimized geometry of the various structures obtained.  
<sup>a</sup>Cell parameter from experiment (rock salt-type structure):  $a=4.027 \text{ \AA}^{60}$

structure type (space group)	lattice constant, angle and Wyckoff positions	
	HF	LDA
rock salt <sup>a</sup> (225)	$a=4.01 \text{ \AA}$ Li (0,0,0) F (1/2,0,0)	$a=3.94 \text{ \AA}$ (0,0,0) (1/2,0,0)
zinblende (216)	$a=4.31 \text{ \AA}$ Li (0,0,0) F (1/4, 1/4, 1/4)	$a=4.23 \text{ \AA}$ (0,0,0) (1/4, 1/4, 1/4)
5-5 (194)	$a=3.28 \text{ \AA}; c=4.05 \text{ \AA}$ Li (1/3,2/3,1/4) F (2/3,1/3,1/4)	$a=3.24 \text{ \AA}; c=3.94 \text{ \AA}$ (1/3,2/3,1/4) (2/3,1/3,1/4)
wurtzite (186)	$a=3.09 \text{ \AA}; c=4.86 \text{ \AA}$ Li (1/3,2/3,0) F (1/3,2/3,0.386)	$a=3.07 \text{ \AA}; c=4.64 \text{ \AA}$ (1/3,2/3,0) (1/3,2/3,0.399)
NiAs (194)	$a=2.79 \text{ \AA}; c=4.80 \text{ \AA}$ Li (0,0,0) F (1/3,2/3,1/4)	$a=2.73 \text{ \AA}; c=4.74 \text{ \AA}$ (0,0,0) (1/3,2/3,1/4)
LiF(I) (62)	$a=5.60 \text{ \AA}, b=3.14 \text{ \AA}, c=5.17 \text{ \AA}$ Li (0.831, 3/4, 0.587) F (0.677, 1/4, 0.895)	-
LiF(II) (7)	$a=2.92 \text{ \AA}, b=5.62 \text{ \AA}, c=5.34 \text{ \AA}, \beta=115.9^\circ$ Li (0, 0.407,0) Li (0.648, 0.121, 0.428) F (0.955, 0.880, 0.676) F (0.613, 0.403, 0.616)	$a=2.84 \text{ \AA}, b=5.50 \text{ \AA}, c=5.25 \text{ \AA}; \beta=115.5^\circ$ (0, 0.405,0) (0.638, 0.122, 0.430) (0.941, 0.878, 0.678) (0.599, 0.401, 0.617)
LiF(III) (36)	$a=2.72 \text{ \AA}, b=5.30 \text{ \AA}, c=4.81 \text{ \AA}$ Li (0, 0.083, 0) F (0, 0.617,0.714)	-




FIG. 1: Ball-and-stick models of the structurally related rock salt (left), 5-5 (middle) and wurtzite (right) structures, viewed along the  $c$ -axis. Large and small spheres correspond to Li- and F-atoms, respectively. The wurtzite-type transforms into the 5-5-type by slightly displacing the Li- and F-atoms along the  $c$ -axis such that the local coordination changes from  $\text{LiF}_4$ -tetrahedra to  $\text{LiF}_5$ -trigonal bipyramids. Similarly, one obtains the rock salt-type from the 5-5-type by compressing the 5-5-structure along the  $a$ -axis such that the  $\text{LiF}_5$ -trigonal bipyramids become  $\text{LiF}_6$ -‘square bipyramids’, i.e.  $\text{LiF}_6$ -octahedra.




FIG. 2: Ball-and-stick models of LiF(I) (left), LiF(II) (middle) and LiF(III) (right), respectively. For notation, c.f. Fig. 1. These networks of  $\text{LiF}_4$ -tetrahedra and  $\text{LiF}_5$ -square pyramids are characteristic of metastable higher-lying local minima on the energy landscape of the alkali halides.<sup>14</sup>

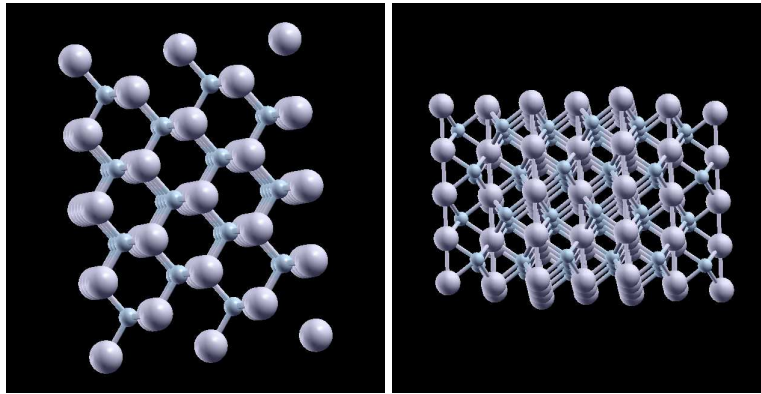


FIG. 3: Ball-and-stick models of the sphalerite (left) and NiAs (right) structure, respectively. For notation, c.f. Fig. 1.