

Optical Integral in the Cuprates and the Question of Sum Rule Violation

M. R. Norman,¹ A. V. Chubukov,² E. van Heumen,³ A. B. Kuzmenko,³ and D. van der Marel³

¹ *Materials Science Division, Argonne National Laboratory, Argonne, Illinois 60439*

² *Department of Physics, University of Wisconsin, Madison, WI 53706*

³ *University of Geneva, 24, Quai E.-Ansermet, Geneva 4, Switzerland*

(Dated: February 9, 2022)

Much attention has been given to a possible violation of the optical sum rule in the cuprates, and the connection this might have to kinetic energy lowering. The optical integral is composed of a cut-off independent term (whose temperature dependence is a measure of the sum rule violation), plus a cut-off dependent term that accounts for the extension of the Drude peak beyond the upper bound of the integral. We find that the temperature dependence of the optical integral in the normal state of the cuprates can be accounted for solely by the latter term, implying that the dominant contribution to the observed sum rule ‘violation’ in the normal state is due to the finite cut-off. This cut-off dependent term is well modeled by a theory of electrons interacting with a broad spectrum of bosons.

PACS numbers: 74.20.-z, 74.25.Gz, 74.72.-h

The integral of the real part of the optical conductivity with respect to frequency up to infinity is known as the f sum rule. It is proportional to n/m , and is preserved by charge conservation.¹ In experiments, however, the conductivity is measured up to a certain frequency cut-off. In a situation when the system has a single band of low energy carriers, separated by an energy gap from other high energy bands (as in the cuprates), the exact f sum rule reduces to the single band sum rule of Kubo²

$$W = \int_0^{\omega_c} \text{Re}\sigma(\omega)d\omega = f(\omega_c) \frac{\omega_{pl}^2}{8} \equiv f(\omega_c) \frac{\pi e^2 a^2}{2\hbar^2 V} E_K \quad (1)$$

Here a is the in-plane lattice constant, V the unit cell volume, ω_c an ultraviolet cut-off, ω_{pl} the bare plasma frequency, and

$$E_K = \frac{2}{a^2 N} \sum_k \frac{\partial^2 \epsilon_k}{\partial k_x^2} n_k \quad (2)$$

with N the number of k vectors, ϵ_k the bare dispersion as defined by the effective single band Hamiltonian, and n_k the momentum distribution function. For a Hamiltonian with near neighbor hopping,³ E_K is equivalent to minus the kinetic energy, $E_{kin} \equiv \frac{2}{N} \sum_k \epsilon_k n_k$, but in general these two quantities differ.⁴ The cut-off ω_c is assumed to be larger than the bandwidth of the low energy band, but smaller than the gap to other bands. For this reason, its value in cuprates is typically chosen to be 1 - 1.25 eV. $f(\omega_c)$ accounts for the cut-off dependence, which arises from the presence of Drude spectral weight beyond ω_c ⁵ and is unity if we formally set ω_c to infinity while ignoring the interband transitions.

Although the f sum rule is preserved, $W(\omega_c, T)$ in general is not a conserved quantity since both $f(\omega_c)$ ⁵ and n_k ⁶ depend on T . The T variation of W has been termed the ‘sum rule violation’. In conventional superconductors, the sum rule is preserved within experimental accuracy.⁷ In the cuprates, however, the c-axis conductivity indicates a pronounced violation of the sum

rule.⁸ More recently, similar behavior was found for the in-plane conductivity.^{9,10,11,12}

The reported violation takes two forms. First, as the temperature is lowered in the normal state, the optical integral increases in magnitude. Then, below T_c , there is an additional change in the optical integral compared to that of the extrapolated normal state. For overdoped compounds, this change is a decrease,^{13,14} but for underdoped and optimal doped compounds, two groups^{9,10,11,12} found an increase, though other groups found either no additional effect^{15,16} or a decrease.¹⁷

The finite cut-off was taken into account in several theoretical analyses of the T dependence of the optical integral, for instance work based on the Hubbard model,¹⁸ the t-J model¹⁴ and the d-density wave model.¹⁹ In Ref. 5, the effect of the cut-off was considered in the context of electrons coupled to phonons. The goal of the present paper is to study the influence of the cut-off on the optical integral for a model of electrons interacting with a broad spectrum of bosons that two of us have used previously to model optics data.²⁰

In a Drude model, $\sigma(\omega) = (\omega_{pl}^2/4\pi)/(1/\tau - i\omega)$. From Eq. 1, we see that the true sum rule violation is encoded in the T dependence of ω_{pl} . Although ω_{pl} is well known to be a strong function of doping,²¹ the question of its T dependence is more subtle because of the presence of $f(\omega_c)$. Integrating over ω and expanding for $\omega_c\tau \gg 1$, we obtain $W(\omega_c) = \frac{\omega_{pl}^2}{8} f(\omega_c)$, where $f(\omega_c) = (1 - \frac{2}{\pi} \frac{1}{\omega_c\tau})$. For infinite cut-off, $f(\omega_c) = 1$ and $W = \omega_{pl}^2/8$, but for a finite cut-off, $f(\omega_c)$ is a constant minus a term proportional to $1/\omega_c\tau$. If $1/\tau$ changes with T , then one obtains a sum rule ‘violation’ even if ω_{pl} is T independent.⁵

In general, optical integral changes due to E_K (i.e., ω_{pl}) and $f(\omega_c)$ are both present, and the difference of optical integrals at two different temperatures, $\Delta W = W(T_1) - W(T_2)$, goes as

$$\Delta W = \alpha \Delta E_K + \beta \Delta f(\omega_c) \quad (3)$$

where α and β are constants. The issue then is which

term contributes more to the sum rule violation at a given ω_c . If the variation predominantly comes from E_K , it would be a true sum rule violation, related to the variation of the kinetic energy. The increase of W with decreasing T would then imply that the kinetic energy decreases with decreasing T . If the change of W comes from $f(\omega_c)$, the sum-rule ‘violation’ would be a cut-off effect, unrelated to the behavior of the kinetic energy.

In this paper, for simplicity, we concentrate on the temperature variation of the optical integral in the normal state. We find that the data can be fit by Eq. 3 with $\Delta E_K = 0$. Based on the accuracy of the fit, we estimate that the true sum rule violation, ΔE_K , must be smaller than $\sim 20\%$ of ΔW . Moreover, we find that the temperature variation due to the second term in Eq. 3, and its dependence on the cut-off, is well modeled by a theory of fermions interacting with a broad spectrum of bosons.

We considered two models for the bosonic spectrum. The first is a ‘gapped’ marginal Fermi liquid, where the spectrum is flat in frequency up to an upper cut-off ω_2 ²²

$$\alpha^2 F(\Omega)_{GMFL} = \frac{\Gamma}{\omega_2 - \omega_1} \Theta(\Omega - \omega_1) \Theta(\omega_2 - \Omega) \quad (4)$$

with a lower cut-off ω_1 put in by hand to prevent divergences. The second is a Lorentzian spectrum typical for overdamped spin and charge fluctuations²³

$$\alpha^2 F(\Omega)_{Lor} = \frac{\Gamma \Omega}{\gamma^2 + \Omega^2} \quad (5)$$

The computational procedure is straightforward: $\alpha^2 F$ is used to calculate the single-particle self-energy, and from this the current-current response function to obtain the conductivity. The computational procedure can be simplified, as shown by Allen,²⁴ by presenting $\sigma(\omega)$ in a generalized Drude form

$$\sigma(\omega) = \frac{\omega_{pl}^2}{4\pi} \frac{1}{1/\tau(\omega) - i\omega m^*(\omega)} \quad (6)$$

and approximating $1/\tau(\omega)$ by²⁵

$$\begin{aligned} 1/\tau(\omega) = 2\Gamma_i + \frac{1}{\omega} \int_0^\infty d\Omega \alpha^2 F(\Omega) [2\omega \coth(\frac{\Omega}{2T}) \\ - (\omega + \Omega) \coth(\frac{\omega + \Omega}{2T}) + (\omega - \Omega) \coth(\frac{\omega - \Omega}{2T})] \end{aligned} \quad (7)$$

where $2\Gamma_i$ is the impurity contribution.²⁶ For electrons interacting with a broad spectrum of bosons, this approximation is essentially identical to the exact Kubo result.²⁰ The optical mass, $m^*(\omega)$, can then be determined by a Kramers-Kronig transformation of $1/\tau(\omega)$.

One can show quite generally that for an arbitrary form of $\alpha^2 F(\Omega)$, $W(\omega_c, T)$ asymptotically approaches $W(\infty)$ as $W(\omega_c, T) = W(\infty)(1 - (8/\pi)A(T)/\omega_c)$, where $A(T) = \int_0^\infty d\Omega \alpha^2 F(\Omega) n_B(\Omega)$ with n_B the Bose function. At high T , therefore, $W(\omega_c, T) - W(\infty)$ scales as T for arbitrary ω_c . This asymptotic behavior, however, sets in for ω_c much larger than the upper cut-off

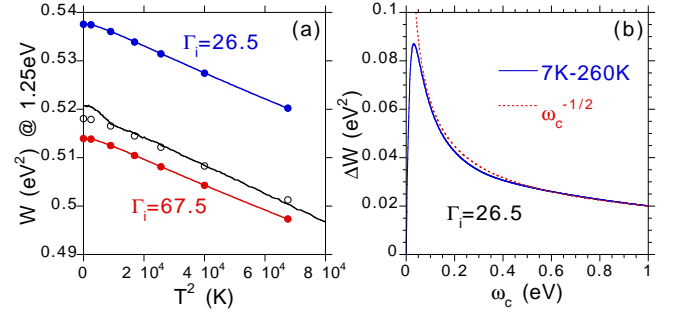


FIG. 1: (Color online) (a) Optical integral, W , for a 1.25 eV cut-off versus T^2 for the gapped marginal Fermi liquid model ($\Gamma=270.5$ meV, $\omega_1=15.5$ meV, $\omega_2=301$ meV) for two different values of the impurity scattering, Γ_i , with $\omega_{pl}=2.4$ eV. The curves are fits to the calculated solid dots using the T dependence of Eq. 11. The middle curve is the experimental W of Ref. 9 for a $\text{Bi}_2\text{Sr}_2\text{CaCu}_2\text{O}_8$ sample with a T_c of 88K. The open circles are the $\Gamma_i=26.5$ meV case with $\omega_{pl}=2.356$ eV instead. (b) Difference of the calculated optical integrals ($T=7\text{K}$ minus $T=260\text{K}$) versus the cut-off for $\Gamma_i=26.5$ meV. The dashed line is a $1/\sqrt{\omega_c}$ fit (with $\Delta E_K=0$).

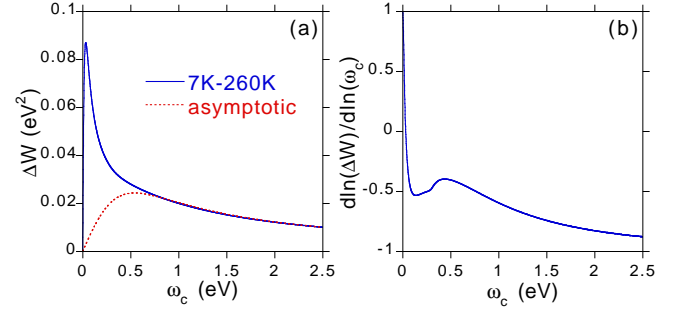


FIG. 2: (Color online) (a) Optical integral difference from Fig. 1b versus the cut-off as compared to the asymptotic expression of Eq. 11. (b) Logarithmic derivative of ΔW versus the cut-off.

in $\alpha^2 F(\Omega)$. This behavior would adequately describe the data if the bosonic spectrum sits at low frequencies as for phonons,⁵ but this does not appear to be the case in the cuprates, where the inferred bosonic spectrum from the infrared data extends to quite high frequencies.^{20,27,28} For comparison with experiment, therefore, we need to know $W(\omega_c, T)$ not only for arbitrary T , but also for ω_c which are only a few times larger than the energy range of $\alpha^2 F$.

We start with the ‘gapped’ marginal Fermi liquid model. The parameters Γ , ω_1 and ω_2 were chosen²⁰ so as to fit the data of Ref. 29 at one particular temperature. We do not optimize them for the data we compare to here, in order to demonstrate the generality of our arguments. ω_2 is essentially equal to the peak frequency in the real part of the optical self-energy, $(m^*(\omega) - 1)\omega$, whereas Γ is set by the overall size of the optical self-energy. We treat $\alpha^2 F$ and ω_{pl} as T independent, so as to concentrate exclusively on the effect of ω_c , though the ac-

tual quantities may depend on T .^{27,28} As a consequence, the only thermal effects which enter are the coth factors in $1/\tau(\omega)$ in Eq. 7. In Fig. 1a, we show the variation of the calculated optical integral with T for two different values of Γ_i , and compare this to the data of Ref. 9. The results above T_c are consistent with a behavior that goes as a constant minus a T^2 term in both the data and the theory. Moreover, the T^2 slopes are identical (the relative shift in W can be matched by small changes in either Γ_i or ω_{pl}). In Fig. 1b, we show the difference of the calculated optical integrals at two different T versus ω_c . After an initial rise (due to the fact that the Drude peak is narrower at lower T), the difference decays. Unlike the simple Drude model where this decay goes as $1/\omega_c$, the decay appears to be more like $1/\sqrt{\omega_c}$ for cut-offs ranging from 0.1 eV to 1 eV. To obtain more insight, we show in Fig. 2b the logarithmic derivative of ΔW versus ω_c . The approximate $-1/2$ power is an intermediate frequency result, and one can see the approach to the asymptotic power of -1 for very large cut-offs.

The behavior for large ω_c can be also studied analytically. To start, we rewrite the optical integral as

$$W(\omega_c, T) = W(\infty) - \int_{\omega_c}^{\infty} \text{Re}\sigma(\omega, T) d\omega \quad (8)$$

where $W(\infty) = \omega_{pl}^2/8$. We then note²⁰ that for ω larger than the upper cut-off ω_2 of the gapped marginal Fermi liquid model,

$$1/\tau = 1/\tau_{high} = 2\Gamma_i + \frac{\Gamma}{\omega_2 - \omega_1} \left(4T \ln \frac{\sinh \frac{\omega_2}{2T}}{\sinh \frac{\omega_1}{2T}} - \frac{\omega_2^2 - \omega_1^2}{\omega} \right) \quad (9)$$

For $T \ll \omega_2$ and $\omega_1 \ll \omega_2$ (which are always satisfied), this reduces to

$$1/\tau_{high} = 1/\tau_0 - \frac{4\Gamma T}{\omega_2} \ln(1 - e^{-\omega_1/T}) \quad (10)$$

where $1/\tau_0 = 2\Gamma_i + 2\Gamma - \Gamma\omega_2/\omega$. Ignoring the frequency dependence of $1/\tau_0$, and setting m^* to 1 ($\omega_c \gg \omega_2$),³⁰ we then obtain $\Delta W(\omega_c) = \frac{\omega_{pl}^2}{4\pi} \Delta(\tan^{-1}(\omega_c \tau_{high}))$ where again $\Delta W(\omega_c) = W(\omega_c, T_1) - W(\omega_c, T_2)$. Expanding in ΔT , we obtain

$$\Delta W(\omega_c) = \frac{\omega_{pl}^2}{2\pi\omega_2} \frac{\omega_c^*}{1 + (\omega_c^*)^2} \Delta \left(T \ln(1 - e^{-\omega_1/T}) \right) \quad (11)$$

where $\omega_c^* = \omega_c/(2\Gamma)$. In Fig. 2a, we plot Eq. 11 versus the calculated optical integral difference, and see that they match for cut-offs beyond 0.7 eV. Moreover, the T dependence of Eq. 11 matches the T evolution of the optical integral, as can be seen in Fig. 1a, and so a T^2 behavior is only approximate. The true dependence is $T \ln(1 - e^{-\omega_1/T})$ as in Eq. 11, however this is very close to T^2 over a wide range of temperatures.

The above analysis can also be performed for the Lorentzian model (the numerical results are similar to

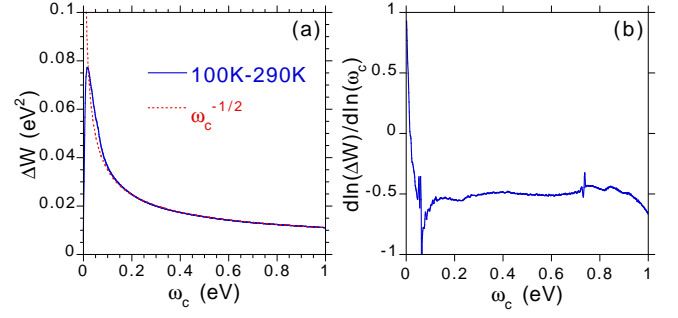


FIG. 3: (Color online) (a) Optical integral difference for a HgBa₂CuO₄ sample with a T_c of 97K (data from Ref. 12). The dashed line is a $1/\sqrt{\omega_c}$ fit (with $\Delta E_K=0$). (b) logarithmic derivative of ΔW versus ω_c .

Fig. 1, and we do not present them here). Extending the analysis in Ref. 20 to finite temperatures, we obtain

$$1/\tau(T) = 1/\tau_0 + 4\Gamma \int_0^{\infty} \frac{x dx}{x^2 + 1} \frac{1}{e^{x/T^*} - 1} \quad (12)$$

where $1/\tau_0 = 2\Gamma \ln \frac{\sqrt{\Omega_c^2 + \gamma^2}}{\gamma}$ with $T^* = T/\gamma$, and Ω_c is an upper cut-off for $\alpha^2 F_{Lor}$. Assuming that $\Omega_c \gg \gamma$, we have $\Delta W(\omega_c) = \frac{\omega_{pl}^2}{4\pi} \Delta(\tan^{-1}(\omega_c \tau))$. Expanding around $T = 0$, we obtain

$$W(\omega_c, T) \approx W(\omega_c, T = 0) - \frac{\omega_{pl}^2}{4\pi} C (T^*)^2 \quad (13)$$

where

$$C = \frac{\pi^2}{6} \frac{\omega_c}{\Gamma \ln^2(\Omega_c/\gamma)} \frac{1}{1 + \left(\frac{\omega_c}{2\Gamma \ln(\Omega_c/\gamma)} \right)^2} \quad (14)$$

This time, we find a truly quadratic behavior in T ,³¹ which is a consequence of the fact that $\alpha^2 F_{Lor}$ is linear in ω at small ω . The dependence of ΔW on the frequency cut-off is the same as the gapped marginal Fermi liquid model, except that the quantity ω_c^* in Eq. 11 is now $\omega_c/(2\Gamma \ln(\Omega_c/\gamma))$.

We now return to experiment. In Fig. 1a, we plot the experimental optical integral for a 1.25 eV cut-off from the data of Ref. 9 versus our calculations. The magnitude and T variation of W are essentially equivalent to these calculations, which assumed a T independent ω_{pl} .³² In Fig. 3a, we show the difference between the measured optical integrals for two temperatures versus the frequency cut-off from the data of Ref. 12. A $1/\sqrt{\omega_c}$ dependence, with a *zero* offset, fits the data quite well, as with the theory in Fig. 1b. This is further demonstrated by the logarithmic derivative, as plotted in Fig. 3b. From these observations, we conclude that the dominant contribution to the T dependence of the optical integral in the normal state can be attributed to the finite cut-off. The true sum rule ‘violation’ term ΔE_K is estimated to be no larger than $\sim 20\%$ of ΔW , as noted above. Although we do not expect our analysis to be the entire

story, in that there is experimental evidence that $\alpha^2 F$ is T dependent,²⁷ even though this dependence is weak in the normal state,²⁸ still, based on the good agreement of the calculations with experiment, we would argue that the bulk of the observed T dependence in the normal state is related to the finite cut-off.

The above analysis is non-trivial to extend to below T_c , as this requires some assumptions about the pairing kernel, since one needs to construct the anomalous Green's function, F , in order to evaluate the current-current response function. The additional increase of $W(\omega_c, T)$ below T_c in optimal and underdoped cuprates, reported in Refs. 9,10,11,12, could be due to the strong decrease in $1/\tau$ observed by a variety of probes. On the other hand, strong coupling calculations cast doubt on a cut-off explanation, as the influence of $f(\omega_c)$ would be to give rise to a negative $W_{sc} - W_n$ for cut-offs near 1 eV.³³ More-

over, similar strong coupling calculations of the variation of E_K between the normal and superconducting states yield a positive $E_K^{sc} - E_K^n \sim 1$ meV for the underdoped case,³⁴ which is consistent both in sign and magnitude with the results of Refs. 9,10,11,12. This implies that there may be a true sum rule violation below T_c .

The authors would like to thank Nicole Bontemps for suggesting this study, and Frank Marsiglio for useful conversations. MN was supported by the U. S. Dept. of Energy, Office of Science, under Contract No. DE-AC02-06CH11357, and AC by NSF-DMR 0604406. The work at the University of Geneva is supported by the Swiss NSF through grant 200020-113293 and the National Center of Competence in Research (NCCR) Materials with Novel Electronic Properties-MaNEP. MN and AC thank the Aspen Center for Physics where this work was completed.

-
- ¹ G. D. Mahan, *Many-Particle Physics* (Plenum, New York, 1990).
 - ² R. Kubo, J. Phys. Soc. Japan **12**, 570 (1957).
 - ³ J. E. Hirsch and F. Marsiglio, Physica C **331**, 150 (2000) and Phys. Rev. B **62**, 15131 (2000).
 - ⁴ F. Marsiglio, F. Carbone, A. Kuzmenko and D. van der Marel, Phys. Rev. B **74**, 174516 (2006).
 - ⁵ A. E. Karakozov, E. G. Maksimov and O. V. Dolgov, Solid State Comm. **124**, 119 (2002); A. E. Karakozov and E. G. Maksimov, *ibid.* **139**, 80 (2006).
 - ⁶ M. R. Norman, M. Randeria, B. Janko and J. C. Campuzano, Phys. Rev. B **61**, 14742 (2000).
 - ⁷ M. Tinkham, *Introduction to Superconductivity* (McGraw-Hill, New York, 1975).
 - ⁸ D. N. Basov, S. I. Woods, A. S. Katz, E. J. Singley, R. C. Dynes, M. Xu, D. G. Hinks, C. C. Homes and M. Strongin, Science **283**, 49 (1999).
 - ⁹ H. J. A. Molegraaf, C. Presura, D. van der Marel, P. H. Kes and M. Li, Science **295**, 2239 (2002).
 - ¹⁰ A. F. Santander-Syro, R. P. S. M. Lobo, N. Bontemps, Z. Konstantinovic, Z. Z. Li and H. Raffy, Europhys. Lett. **62**, 568 (2003); A. F. Santander-Syro, R. P. S. M. Lobo, N. Bontemps, W. Lopera, D. Girata, Z. Konstantinovic, Z. Z. Li and H. Raffy, Phys. Rev. B **70**, 134504 (2004).
 - ¹¹ F. Carbone, A. B. Kuzmenko, H. J. A. Molegraaf, E. van Heumen, E. Giannini and D. van der Marel, Phys. Rev. B **74**, 024502 (2006).
 - ¹² E. van Heumen, R. Lortz, A. B. Kuzmenko, F. Carbone, D. van der Marel, X. Zhao, G. Yu, Y. Cho, N. Barisic, M. Greven, C. C. Homes and S. V. Dordevic, Phys. Rev. B **75**, 054522 (2007).
 - ¹³ G. Deutscher, A. F. Santander-Syro and N. Bontemps, Phys. Rev. B **72**, 092504 (2005).
 - ¹⁴ F. Carbone, A. B. Kuzmenko, H. J. A. Molegraaf, E. van Heumen, V. Lukovac, F. Marsiglio, D. van der Marel, K. Haule, G. Kotliar, H. Berger, S. Courjault, P. H. Kes and M. Li, Phys. Rev. B **74**, 064510 (2006).
 - ¹⁵ C. C. Homes, S. V. Dordevic, D. A. Bonn, R. Liang and W. N. Hardy, Phys. Rev. B **69**, 024514 (2004).
 - ¹⁶ M. Ortolani, P. Calvani and S. Lupi, Phys. Rev. Lett. **94**, 067002 (2005).
 - ¹⁷ A. V. Boris, N. N. Kovaleva, O. V. Dolgov, T. Holden, C. T. Lin, B. Keimer and C. Bernhard, Science **304**, 708 (2004); for dissenting views, see A. B. Kuzmenko, H. J. A. Molegraaf, F. Carbone and D. van der Marel, cond-mat/0503768, and A. F. Santander-Syro and N. Bontemps, cond-mat/0503767.
 - ¹⁸ A. Toschi, M. Capone, M. Ortolani, P. Calvani, S. Lupi and C. Castellani, Phys. Rev. Lett. **95**, 097002 (2005).
 - ¹⁹ L. Benfatto, S. G. Sharapov, N. Andrenacci and H. Beck, Phys. Rev. B **71**, 104511 (2005).
 - ²⁰ M. R. Norman and A. V. Chubukov, Phys. Rev. B **73**, 140501 (2006).
 - ²¹ D. N. Basov and T. Timusk, Rev. Mod. Phys. **77**, 721 (2005).
 - ²² C. M. Varma, P. B. Littlewood, S. Schmitt-Rink, E. Abrahams and A. E. Ruckenstein, Phys. Rev. Lett. **63**, 1996 (1989).
 - ²³ A. J. Millis, H. Monien and D. Pines, Phys. Rev. B **42**, 167 (1990); C. Castellani, C. DiCastro and M. Grilli, Z. Phys. B **103**, 137 (1997); A. Chubukov, Ar. Abanov and J. Schmalian, Adv. Phys. **52**, 119 (2003).
 - ²⁴ P. B. Allen, Phys. Rev. B **3**, 305 (1971).
 - ²⁵ S. V. Shulga, O. V. Dolgov and E. G. Maksimov, Physica C **178**, 266 (1991).
 - ²⁶ Our definition of $\alpha^2 F$ is that of Ref. 20, and differs by a factor of π from most studies.
 - ²⁷ J. Hwang, T. Timusk and G.D. Gu, J. Phys. Cond. Matter **19**, 125208 (2007).
 - ²⁸ E. van Heumen, A. B. Kuzmenko and D. van der Marel, unpublished. This analysis is consistent with a T independent ω_{pl} .
 - ²⁹ D. van der Marel, H. J. A. Molegraaf, J. Zaanen, Z. Nussinov, F. Carbone, A. Damascelli, H. Eisaki, M. Greven, P. H. Kes and M. Li, Nature **425**, 271 (2003).
 - ³⁰ Corrections from the optical mass lead to higher order terms in W of the form $\ln(\omega_c)/\omega_c^3$.
 - ³¹ This T^2 behavior holds for $T^* < 1/3$. For higher T , the behavior of $W(\omega_c, T)$ crosses over to a linear T behavior.
 - ³² If we allowed for a realistic (i.e., non-free electron) band dispersion, then ΔW for these two models would also yield a non-zero ΔE_K , as in Ref. 34.

- ³³ A. Chubukov, Ar. Abanov and D. Basov, Phys. Rev. B **68**, 024504 (2003); Ar. Abanov and A. Chubukov, Phys. Rev. B **70**, 100504 (2004); F. Marsiglio, E. van Heumen and A. B. Kuzmenko, arXiv:0710.5941.
- ³⁴ M. R. Norman and C. Pépin, Phys. Rev. B **66**, 100506 (2002).