

Tunneling into strongly biased Tomonaga-Luttinger liquid

Maxim Trushin^{1,2} and A. L. Chudnovskiy¹

¹*Institut für Theoretische Physik, Universität Hamburg, Jungiusstr 9, D-20355 Hamburg, Germany*

²*1. Institut für Theoretische Physik, Universität Regensburg, D-93040 Regensburg, Germany*

(Dated: February 8, 2022)

We calculate the tunneling density of states for a Tomonaga-Luttinger liquid placed under a strong bias voltage. For the tunneling through a side-coupled point contact, one can observe the power law singularities in the tunneling density of states separately for the right- and left-movers despite the point-like tunnel contact. Deviations of the nonequilibrium tunneling exponents from the equilibrium case are discussed.

Introduction. Power-law suppression of the tunneling density of states into the Tomonaga-Luttinger liquid is one of the most profound manifestations of interactions in one dimensional (1D) electron systems [1]. It paves the way to get the information about interactions in 1D systems experimentally [2, 3]. Exact calculation of the tunneling density of states is possible in the framework of the Tomonaga-Luttinger liquid (TLL) model using the bosonization method [4, 5]. The basis of the TLL model is the linearization of one particle spectrum around the right and left Fermi points. At the same time, a proper account for the finite curvature of the one particle dispersion is necessary for theoretical description of high energy excitations in 1D electron systems and in particular for the description of strongly nonequilibrium 1D systems [6].

In this letter we consider tunneling from the Fermi-liquid reservoir into the nonequilibrium TLL through a point tunnel contact (see Fig. 1). The nonequilibrium conditions are created by a strong transport voltage V_{sd} applied to a TLL channel. In the equilibrium the whole system is filled by electrons up to the Fermi energy E_F . Finite source-drain voltage results in the shift of the chemical potentials for the right- and left-movers to the quasi-Fermi energies $E_F + eV_{sd}/2$ and $E_F - eV_{sd}/2$ respectively. At strong enough voltages, the nonlinearity of the electronic dispersion leads to different Fermi velocities of the right- and left-movers $v_{R,L} = \sqrt{(2E_F \pm eV_{sd})/m^*}$, as depicted in Fig. 1. (Here, m^* is the effective electron mass.) In turn, the tunneling densities of states for the left- and right-moving spectral branches differ. Furthermore, since the direction of partial tunneling currents into the left branch and out of the right branch are opposite, these two tunnel currents do not compensate any more even at zero voltage V_{pc} at the point contact (see Fig. 1). Therefore, a finite tunnel current flows between the nonequilibrium TLL and the reservoir. This current depends as a power law both on the source drain voltage in TLL V_{sd} and on the voltage on the point contact V_{pc} , with the exponent reflecting the interaction strength in TLL. The exponent differs from the one describing the tunneling anomaly in the equilibrium TLL. We propose a modification of the bosonization approach that

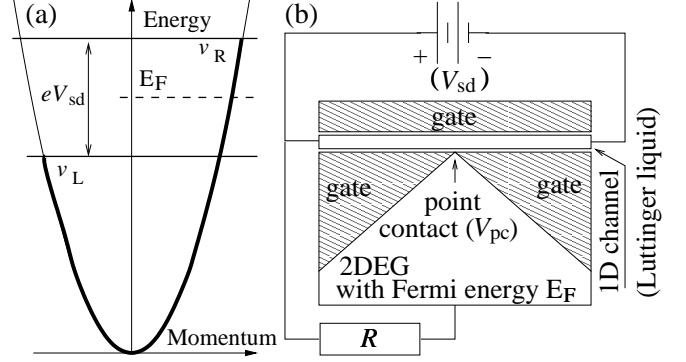


FIG. 1: (a) Occupation of the dispersion parabola in 1D channel in presence of the source-drain voltage V_{sd} at negligible V_{pc} . The Fermi energy of the 2DEG lies nearly in the middle between quasi Fermi levels of the biased TLL. (b) Schematics of the device proposed.

allows to calculate the nonequilibrium tunneling density of states in TLL analytically. The dependence of the current through the point contact on the source-drain and point contact voltages $I_{pc}(V_{sd}, V_{pc})$ taking into account electron-electron interactions in the 1D channel is the main result of this paper.

To provide a theoretical description of TLL under a strong source-drain voltage, we have to deal with quite unusual 1D electron liquid with different densities of states for opposite chiralities. To our knowledge, this modification of Tomonaga-Luttinger model has not been solved so far. The Hamiltonian for the TLL channel consists of a sum of kinetic and interaction energies

$$H_{TLL} = H_{kin} + H_{int}, \quad (1)$$

where the kinetic energy term takes into account different quasi-Fermi energies and different Fermi velocities for the left- and right-movers

$$H_{kin} = \int \frac{dx}{2\pi} \left[\psi_L^\dagger(x) \left(-eV_{sd}/2 + i\hbar v_L \frac{\partial}{\partial x} \right) \psi_L(x) + \psi_R^\dagger(x) \left(eV_{sd}/2 - i\hbar v_R \frac{\partial}{\partial x} \right) \psi_R(x) \right], \quad (2)$$

and H_{int} is the standard charge density interaction Hamiltonian of TLL. In Eq. (2) the energy is counted

from the position of the Fermi energy in the unbiased TLL. For description of the tunneling it proves convenient to perform a gauge transformation $\psi_{R(L)}(x) \rightarrow \hat{U}(x)^\dagger \psi_{R(L)}(x) \hat{U}(x)$. The matrix \hat{U} can be represented as $\hat{U}(x) = \hat{U}_R(x) \hat{U}_L(x)$ with

$$\hat{U}_{R(L)}(x) = \exp \left[-\frac{ixeV_{sd}}{2\hbar v_{R(L)}} \int dx' \psi_{R(L)}^\dagger(x') \psi_{R(L)}(x') \right]. \quad (3)$$

This gauge transformation absorbs the quasi Fermi energies into the spatial dependence of the transformed fields.

Using the bosonization identity, the total Hamiltonian (1) can be written in a bosonized form often encountered in the literature, namely

$$H = \frac{\hbar v_R}{2} \int \frac{dx}{2\pi} \partial_x \phi^T \begin{pmatrix} 1+g_4 & g_2 \\ g_2 & g+g_4 \end{pmatrix} \partial_x \phi, \quad (4)$$

where $\phi^T = (\phi_R(x), \phi_L(x))$ is the bosonic field corresponding to the fermions in TLL. Here the terms with quadratic number operators $N_{L,R}^2$ are omitted. The interaction constants can be found via Fourier transforms of a given interelectron potential [7]. For the spinless case considered here we have $g_4 = V(q=0)/\hbar v_R$ and $g_2 = [V(q=0) - V(q=k_F^R - k_F^L)]/\hbar v_R$, where $V(q)$ is the Fourier transform of the screened interelectron interaction potential, and $k_F^{R,L}$ are the Fermi wave vectors. The constant $g = v_L/v_R$ is assumed to be a measure of the dispersion law asymmetry.

Diagonalization of the Hamiltonian. The conventional way to diagonalize the Hamiltonian of any interacting system in the framework of the Tomonaga-Luttinger model is to introduce so-called “dual fields”. The standard couple of “dual fields” is defined as a difference and a sum between boson fields with opposite chiralities [5]. However, because of the different Fermi velocities for right- and left-moving electrons, the introduction of dual fields cannot be made in that direct manner for the problem at hand. Rather, we introduce additional fictitious bosonic fields $\phi'_R(x)$ and $\phi'_L(x)$ in a way which does not change the dynamics of the system. Then, in terms of the four-component bosonic fields $\mathcal{B} = (\phi_R, \phi_L, \phi'_L, \phi'_R)^T$, the Hamiltonian (4) can be rewritten as

$$H = \frac{\hbar v_R}{2} \int \frac{dx}{2\pi} (\partial_x \mathcal{B})^T \mathbf{1}_2 \otimes \begin{pmatrix} 1+g_4 & g_2 \\ g_2 & g+g_4 \end{pmatrix} (\partial_x \mathcal{B}). \quad (5)$$

Note that there is no coupling between the original and fictitious fields, which guarantees that the dynamics of the original fields remains unchanged. Using the fact of the chiral symmetry between the original and fictitious branches we form the two couples of dual fields out of $\phi_{R,L}$ and $\phi'_{L,R}$ which read

$$\Phi_1 = \frac{1}{\sqrt{2}} (\phi'_L + \phi_R), \quad \Theta_1 = \frac{1}{\sqrt{2}} (\phi'_L - \phi_R); \quad (6)$$

$$\Phi_2 = \frac{1}{\sqrt{2}} (\phi_L + \phi'_R), \quad \Theta_2 = \frac{1}{\sqrt{2}} (\phi_L - \phi'_R). \quad (7)$$

Substituting (6), (7) into the Hamiltonian (5) we obtain

$$H = \frac{\hbar v_R}{2} \int \frac{dx}{2\pi} [(\partial_x \Phi^T) M_\Phi (\partial_x \Phi) + (\partial_x \Theta^T) M_\Theta (\partial_x \Theta)], \quad (8)$$

where

$$M_{\Phi,\Theta} = \begin{pmatrix} 1+g_4 & \pm g_2 \\ \pm g_2 & g+g_4 \end{pmatrix}, \quad (9)$$

the upper and lower signs corresponding to M_Φ and M_Θ respectively, and $\Phi = (\Phi_1, \Phi_2)^T$, $\Theta = (\Theta_1, \Theta_2)^T$.

Hamiltonian (5) can be brought to the canonical form applying a composition of unitary rotations and rescalings that preserve conformal invariance. We first diagonalize the matrix $M_\Phi = P_\Phi \Lambda_\Phi P_\Phi^{-1}$ by a unitary rotation of the fields with a matrix P_Φ . Then we rescale the fields while preserving duality relations $(P_\Phi \Phi)_i \rightarrow (P_\Phi \Phi)_i / \sqrt{\lambda_i^\Phi}$, $(P_\Phi \Theta)_i \rightarrow \sqrt{\lambda_i^\Phi} (P_\Phi \Theta)_i$, so that after the rescaling the fields Φ_i are coupled by the unity matrix, and the Hamiltonian acquires the form

$$H = \frac{\hbar v_R}{2} \int \frac{dx}{2\pi} [(\partial_x \Phi^T) \mathbf{1} (\partial_x \Phi) + (\partial_x \Theta^T) \tilde{M}_\Theta (\partial_x \Theta)], \quad (10)$$

where $\tilde{M}_\Theta = \sqrt{\Lambda_\Phi} P_\Phi^{-1} M_\Theta P_\Phi \sqrt{\Lambda_\Phi}$.

Further we diagonalize the quadratic form with the fields Θ by a unitary rotation with a matrix P_Θ , i. e. $P_\Theta^{-1} \tilde{M}_\Theta P_\Theta = \Lambda_\Theta$. The unity matrix that couples the fields Φ remains unaffected by this transformation. Finally, we repeat the rescaling of the fields while preserving duality and bring the Hamiltonian to the canonical form

$$H = \frac{\hbar u_1}{2} \int \frac{dx}{2\pi} (\partial_x \eta_1^2 + \partial_x \xi_1^2) + \frac{\hbar u_2}{2} \int \frac{dx}{2\pi} (\partial_x \eta_2^2 + \partial_x \xi_2^2), \quad (11)$$

where the new dual fields $\eta = (\eta_1, \eta_2)^T$, $\xi = (\xi_1, \xi_2)^T$ are related to the original ones by transformations $\Phi = S_\Phi \eta$, $\Theta = S_\Theta \xi$ with

$$S_\Phi = P_\Phi \frac{1}{\sqrt{\Lambda_\Phi}} P_\Theta \sqrt[4]{\Lambda_\Theta}, \quad S_\Theta = P_\Phi \sqrt{\Lambda_\Phi} P_\Theta \frac{1}{\sqrt[4]{\Lambda_\Theta}}. \quad (12)$$

The new velocities u_i are determined by $u_i = v_R \sqrt{\lambda_i^\Theta}$ and can be written explicitly in the form

$$u_{1,2} = v_R \left(\frac{1+g^2}{2} + g_4(1+g+g_4) - g_2^2 \pm (1-g) \left\{ \frac{[(1+g)/2 + g_4]^2 (1-g)^2}{(1-g)^2 + 4g_2^2} + [g + g_4(1+g+g_4) - g_2^2] \left[1 - \frac{(1-g)^2}{(1-g)^2 + 4g_2^2} \right] \right\}^{\frac{1}{2}} \right)^{\frac{1}{2}}. \quad (13)$$

Tunneling density of states and tunneling current. The tunneling current can be represented as a sum of partial currents between the 2DEG and the right- and left-moving branches of TLL

$$I_{pc} = I_{pcR} + I_{pcL} \quad (14)$$

with the partial currents given by [8]

$$I_{\text{pc},R(L)} = \frac{4\pi e}{\hbar} |t|^2 \int d\varepsilon [n_F(\varepsilon - eV_{\text{pc}} \pm eV_{\text{sd}}/2) - n_F(\varepsilon)] \nu_{\text{2DEG}} \nu_{R(L)}(\varepsilon), \quad (15)$$

where t is the tunneling matrix element describing the point contact, and n_F is the Fermi distribution. The electron density of states in a 2DEG ν_{2DEG} is just an energy-independent constant. The tunneling density of states $\nu_{R(L)}(\varepsilon)$ is calculated from the one particle Green's function of an electron in the TLL. Using the bosonization identity $\psi_{R(L)} \sim e^{i\phi_{R(L)}}$, Eqs. (6), (7), and the relations between the initial and canonical bosonic fields given by Eqs. (12), we obtain the imaginary time one particle Green's function in the form

$$\begin{aligned} \mathcal{G}_{R(L)}(x, \tau; x, 0) &= -\langle \mathcal{T} \psi_{R(L)}(x, \tau) \psi_{R(L)}^\dagger(x, 0) \rangle \\ &= \left\langle \mathcal{T} e^{\frac{i}{\sqrt{2}}(\Phi_{1(2)} \mp \Theta_{1(2)})_{x, \tau}} e^{-\frac{i}{\sqrt{2}}(\Phi_{1(2)} \mp \Theta_{1(2)})_{x, 0}} \right\rangle \\ &= [(a/(u_1|\tau|))^{b_{11(21)}} [a/(u_2|\tau|)]^{b_{12(22)}}], \end{aligned}$$

where $b_{ij} = \frac{1}{2} [(S_{\Phi}^{ij})^2 + (S_{\Theta}^{ij})^2]$. Performing analytical continuation to real time and Fourier transformation [8], we finally obtain the chiral tunneling density of states in the form

$$\begin{aligned} \nu_{R(L)}(\omega) &= \frac{1}{2\pi^2 \hbar} \frac{(a|\omega|)^{b_{11(21)} + b_{12(22)} - 1}}{u_1^{b_{11(21)}} u_2^{b_{12(22)}}} \times \\ &\sin[\pi(b_{11(21)} + b_{12(22)})] \Gamma(1 - b_{11(21)} - b_{12(22)}), \end{aligned} \quad (16)$$

where a is a short-length cutoff, and $\omega = \varepsilon/\hbar$.

The nonequilibrium tunneling density of states can be best seen in the measurements of the differential conductances $\partial I_{\text{pc}}/\partial V_{\text{pc, sd}}$ at small voltages V_{pc} on the point contact. The expression for the differential conductance can be obtained straightforwardly from Eqs. (14) and (15). The result at zero temperature can be written in the form

$$\begin{aligned} \frac{\partial I_{\text{pc}}}{\partial V_{\text{pc, sd}}} &= \zeta \frac{4\pi e^2 |t|^2}{\hbar} \nu_{\text{2DEG}} \times \\ &\left[\nu_L \left(\frac{eV_{\text{sd}}}{2} + eV_{\text{pc}} \right) \pm \nu_R \left(eV_{\text{pc}} - \frac{eV_{\text{sd}}}{2} \right) \right], \end{aligned} \quad (17)$$

where $\zeta = 1/2$ for $\partial I_{\text{pc}}/\partial V_{\text{sd}}$ and $\zeta = 1$ for $\partial I_{\text{pc}}/\partial V_{\text{pc}}$. In general, the dependence of the differential conductance on V_{sd} and on V_{pc} is smooth and is determined not only by the power-law singularity in (16) but also by the dependence of g on V_{sd} . The latter makes the powers b_{ij} and the velocities $u_{1,2}$ dependent on the voltage, in accordance with Eq. (13). The power-law singularities of nonequilibrium chiral densities of states can still be seen in the differential conductance at $V_{\text{pc}} = \pm V_{\text{sd}}/2$, as it follows from (17). At these voltages, the Fermi level in

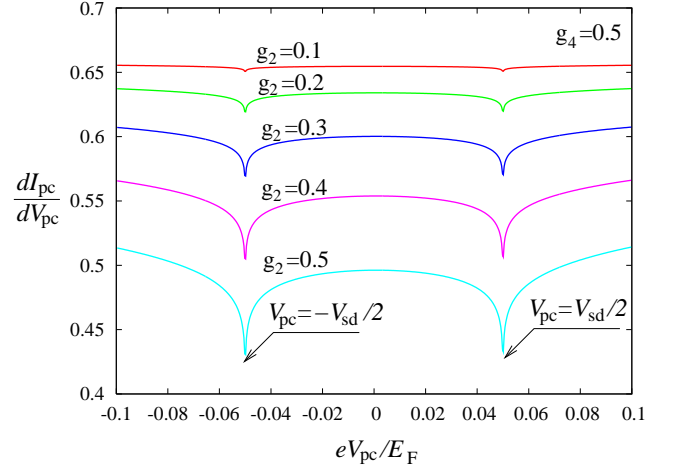


FIG. 2: (Color online) Differential conductance $\partial I_{\text{pc}}/\partial V_{\text{pc}}$ in units of $8\pi e^2 |t|^2 \nu_{\text{2DEG}} \nu_{\text{1D}}/\pi \hbar$ (ν_{1D} being the density of states at the Fermi level of the unbiased noninteracting 1D channel) as a function of voltage at the point contact for different values of g_2 at a given g_4 . The bias voltage V_{sd} is taken equal to $0.1E_F$, and the other parameters are relevant for typical GaAs-based electron gases: $m^* = 0.067m_e$, $a = 5.65\text{\AA}$, $E_F = 30\text{meV}$. The conductance dependencies $\partial I_{\text{pc}}/\partial V_{\text{sd}}(V_{\text{pc}})$ exhibit singularities at $V_{\text{pc}} = \pm V_{\text{sd}}/2$, in accordance with Eq. (17).

the Fermi liquid reservoir coincides with the quasi Fermi energy for the left- or the right-moving fermions in TLL, and the tunneling density of states in the corresponding channel is suppressed. These singularities are illustrated in Fig. 2 for $\partial I_{\text{pc}}/\partial V_{\text{pc}}$ at different values of g_2 which characterizes the screening of electron-electron interactions. At strong screening, when $V(q=0) \simeq V(q=k_F^R - k_F^L)$ and hence $g_2 \ll g_4$, the differential conductance exhibits a sharp dip close to $V_{\text{pc}} = \pm V_{\text{sd}}/2$. At weaker screening (g_2 closer to g_4) the conductance is getting smaller, and the dip is essentially broadened.

Furthermore, since $b_{11} = b_{22}$ and $b_{21} = b_{12}$ for any parameters g and $g_{2,4}$ the energy dependencies of ν_R and ν_L are the same. There is however a difference in the prefactors that depend on the powers of plasmon velocities u_1 and u_2 . This asymmetry is maximal at $b_{12(21)} = 0$ (i. e. when $g_2 = 0$). In that case the only effect of interactions consists of the renormalization of the plasmon velocities, while the singularity in the tunneling density of states disappears. At larger g_2 (i. e. $b_{12(21)} \neq 0$) the electrons with opposite chiralities interact with each other that leads to the alignment of the chiral tunneling densities of states ν_R and ν_L , as one can see from Eq. (16). The dependence of the tunneling exponent $\alpha = b_{11} + b_{12} - 1 = b_{21} + b_{22} - 1$ on the asymmetry of the Fermi velocities is shown in Fig. 3. The power α increases with the grows of asymmetry (smaller g) from its equilibrium value at $g = 1$. Therefore, the singularity in the tunneling density of states becomes stronger with

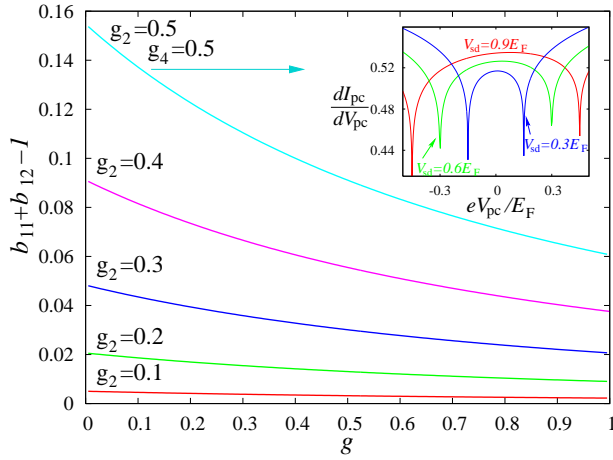


FIG. 3: (Color online) The dependence of the tunneling exponent $\alpha = b_{11} + b_{12} - 1 = b_{21} + b_{22} - 1$ on the asymmetry of the Fermi velocities v_R and v_L expressed through the parameter $g = v_L/v_R$. The unbiased TLL corresponds to $g = 1$. The asymmetry increases (g diminishes) increasing the bias voltage V_{sd} . The suppression of the tunneling density of states grows with bias voltage. Inset: Differential conductance $\partial I_{pc}/\partial V_{pc}$ as a function of voltage at the point contact for different values of V_{sd} at a given $g_2 = g_4 = 0.5$. The other parameters are taken the same as for Fig. 2.

increase of the bias voltage V_{sd} . It is interesting that the finite size of the TLL also leads to increasing of the exponent of a power in the tunneling density of states [9]. Note, however, that it is much easier to change the bias voltage than the length of the wire.

Another interesting feature of the system considered is the finite current through the point contact even at vanishing V_{pc} . This is again due to the chiral asymmetry of the plasmon spectrum subject to the bias voltage V_{sd} . The existence of a finite current follows directly from Eq. (17), but in order to ease the understanding of that fact, we rewrite $\partial I_{pc}/\partial V_{sd}$ in the limiting case of $V_{pc} = 0$ and strong screening when $g_2 = 0$. The latter leads to $b_{12} = b_{21} = 0$, $b_{11} = b_{22} = 1$, $u_1 = v_R(1 + g_4)$, $u_2 = v_L + v_R g_4$, and the differential conductance assumes the form

$$\frac{\partial I_{pc}}{\partial V_{sd}} = \frac{e^2}{\hbar^2} \frac{|t|^2 \nu_{2DEG}(v_R - v_L)}{(v_L + v_R g_4)(v_R + v_R g_4)}. \quad (18)$$

From Eq. (18) it is clear that, on one hand, the tunneling current into the TLL can be suppressed due to the electron-electron interactions. On the other hand, one can facilitate the tunneling applying the bias voltage V_{sd} to the TLL. We emphasize that one does not need to change V_{pc} . Since high voltages at the point contact are not always possible in the linear response measurements, the biasing of the TLL might be a powerful tool to study its transport properties.

Conclusions. In conclusion, we showed that in the experiment on the tunneling into a strongly biased TLL through a point contact, the power law singularities in the tunneling densities of states can be seen separately for the right- and left-movers. We obtained analytical expressions for the chiral tunneling densities of states that turn out to be different from the equilibrium case. The predicted behavior can be observed in experiments with GaAs quantum wires of nominal width ~ 14 nm, where the application of a strong bias voltage does not cause the population of the next one-dimensional subband. Fabrication of such wires lies within the range of current experiments [3, 10]. We also developed a method of diagonalization of TLL Hamiltonian with different Fermi velocities for the right- and left-movers. The method can be useful for a number of problems which involve chiral asymmetry of the density of states such as a TLL wire in an external magnetic field.

M. T. is grateful to Milena Grifoni for fruitful discussions and useful advises. A. C. is grateful to L. Glazman, A. Kamenev, M. Khodas, D. Novikov, and Y. Adamov for illuminating discussions. A. C. appreciates and enjoyed the hospitality of the William I. Fine Theoretical Physics Institute, University of Minnesota, where a part of this work has been performed. The authors acknowledge financial support from DFG through Graduiertenkolleg “Physik nanostrukturierter Festkörper” (M.T.) and Sonderforschungsbereich 508 (A. C.).

-
- [1] C. L. Kane and M. P. A. Fisher, Phys. Rev. B **46**, 7268 and 15233 (1992), Enss et al, *ibid.* **71**, 155401 (2005), I. Ussishkin and L. I. Glazman, Phys. Rev. Lett. **93**, 196403 (2004), S. Eggert *ibid.* **84**, 4413 (2000), H. G. S. Huelge, R. Egger and H. Grabert, Sol. State Comm. **117**, 93 (2000).
 - [2] M. Bockrath et al, Nature **397**, 598 (1999), H. W. Ch. Postma et al, Science **293**, 76 (2001).
 - [3] O. M. Auslaender et al, Science **295**, 825 (2002).
 - [4] S. Tomonaga, Prog. Theor. Phys. **5**, 544 (1950), J. M. Luttinger, J. Math. Phys. **4**, 1154 (1963), R. Heidenreich et al, Phys. Lett. A **54**, 119 (1975), F. D. M. Haldane, J. Phys. C **14**, 2585 (1981).
 - [5] J. von Delft and H. Schoeller, Ann. der Physik **7**, 225 (1998).
 - [6] E. Bettelheim, A. G. Abanov, and P. Wiegmann, Phys. Rev. Lett. **97**, 246402 (2006), M. Pustilnik et al, *ibid.* **96**, 196405 (2006).
 - [7] A. Gogolin, A. Nersisyan, and A. Tsvelik, *Bosonization in Strongly Correlated Systems* (Cambridge University Press, 1998).
 - [8] G. Mahan, *Many-Particle Physics* (Plenum Press, New York, 1981).
 - [9] S. Eggert, H. Johannesson, and A. Mattsson, Phys. Rev. Lett. **76**, 1505 (1996).
 - [10] K. Wagner et al. Phys. Rev. Lett. **97**, 056803 (2006).