

# Reaction rate calculation by parallel path swapping

Titus S. van Erp

*Centrum voor Oppervlaktechemie en Katalyse, K.U. Leuven,  
Kasteelpark Arenberg 23, B-3001 Leuven, Belgium*

The efficiency of path sampling simulations can be improved considerably using the approach of path swapping. For this purpose, we have devised a new algorithmic procedure based on the transition interface sampling technique. In the same spirit of parallel tempering, paths between different ensembles are swapped, but the role of temperature is here played by the interface position. We have tested the method on the denaturation transition of DNA using the Peyrard-Bishop-Dauxois model. We find that the new algorithm gives a reduction of the computational cost by a factor 20.

PACS numbers: 02.70.-c, 05.20.Gg, 82.20.Pm

Path sampling has become an important tool to study rare events that are inaccessible for straightforward molecular dynamics (MD). Whereas the original path sampling approach [1] used a Monte Carlo sampling of trajectories with fixed lengths, the efficiency has been improved considerably by the introduction of the new transition interface sampling (TIS) technique [2] that allows flexible path lengths. Besides a reduction in the required MD steps, it also yields a faster convergence by counting only effective crossing events. The TIS method has been applied to various systems ranging from protein folding [3] to nucleation [4]. Similar to the reactive flux (RF) approach [5], the TIS methods allow to determine rate constants in terms of microscopic properties that do not sensitively depend of the choice of reaction coordinate (RC) and stable state definitions. However, whilst the efficiency of the RF methods drops dramatically whenever the RC does not capture the exact transition mechanism, the TIS efficiency is relatively insensitive to the 'quality' of the RC [6]. This is an important advantage in high-dimensional complex systems where good RCs can be extremely difficult to find. TIS has also initiated the development of some new algorithms such as the partial path TIS (PPTIS) [7] and forward flux sampling (FFS) [8]. PPTIS uses a Markovian approximation to reduce the path length even further. FFS was especially developed to deal with stochastic non-equilibrium systems. Similar to RF, the efficiency of these methods is more sensitive to the RC [6]. The advantageous scaling of TIS relies partly on the fact that it is an importance sampling on the dynamical factor. When this factor is low, direct evaluation as in RF becomes prohibitive. Secondly, due to the global character of trajectories, hysteresis effects are less likely to occur in path space than in phase space [6]. Finally, the non-locality of the shooting move might in principle allow the sampling of multiple reaction channels. However, if the reaction channels are very distinct, it might still take a long time for the shooting move to find these channels. In this letter, we introduce an additional technique based on replica-exchange methods [9] to address this problem and test this method on the denaturation dynamics of

the Peyrard-Bishop-Dauxois (PBD) [10] model for DNA.

The TIS algorithm works as follows. The first step is to define a RC and a set of related values  $\lambda_0, \lambda_1, \dots, \lambda_n$  with  $\lambda_i < \lambda_{i+1}$ . The subsets of phase- or configuration points for which the RC is exactly equal to  $\lambda_i$  basically define multidimensional surfaces or interfaces. These values/interfaces should obey the following requirements: if the RC is lower than  $\lambda_0 = \lambda_A$ , the system should be in the reactant state  $A$ ; if the RC is higher than  $\lambda_n = \lambda_B$  the system should be in the product state  $B$ ;  $n$  and the positions for the interfaces in between should be set to optimize the efficiency. Furthermore, the surface  $\lambda_A$  should be set in such a way that whenever a MD simulation is released from within the reactant well, this surface is frequently crossed. The TIS rate expression can then be formulated as

$$k_{AB} = f_A \mathcal{P}_A(\lambda_B | \lambda_A) = f_A \prod_{i=0}^{n-1} \mathcal{P}_A(\lambda_{i+1} | \lambda_i) \quad (1)$$

Here,  $f_A$  is the flux through the first interface and can be computed by straight-forward MD.  $\mathcal{P}_A(\lambda_B | \lambda_A) = \mathcal{P}_A(\lambda_n | \lambda_0)$  is the probability that whenever the surface  $\lambda_A$  is crossed,  $\lambda_B$  will be crossed before  $\lambda_A$ . The factorization of  $\mathcal{P}_A(\lambda_M | \lambda_0)$  into probabilities  $\mathcal{P}_A(\lambda_{i+1} | \lambda_i)$  that are much higher than the overall crossing probability, is the basis of the importance sampling approach. It is important to note that  $\mathcal{P}_A(\lambda_{i+1} | \lambda_i)$  are complicated history dependent conditional probabilities. If we consider all possible pathways that start at  $\lambda_A$  and end by either crossing  $\lambda_A$  or  $\lambda_B$ , while having at least one crossing with  $\lambda_i$  in between, the fraction that also crosses  $\lambda_{i+1}$  equals  $\mathcal{P}_A(\lambda_{i+1} | \lambda_i)$ . This basically reduces the problem to a correct sampling of trajectories that should obey the  $\lambda_i$  crossing condition. An effective method to achieve this is the so-called shooting algorithm [1]. This Monte Carlo method randomly picks a time slice from the old existing path and makes a slight modification of this phase point. Then, this new phase point is used to propagate forward and backward in time yielding a new trajectory. In TIS, this propagation is stopped whenever the system enters  $A$  or  $B$  or, equivalently, whenever  $\lambda_0$  or  $\lambda_n$  are crossed. The

pathway is then accepted only if the backward trajectory ends in  $A$  and the total trajectory has at least one crossing with  $\lambda_i$ . In addition, correct detailed balance rules are applied for the energy and path length fluctuations. The final result follows from the outcomes of a series of independent simulations  $\{\text{md}, [0^+], [1^+], \dots, [n^+]\}$ . The first is the MD simulation to compute  $f_A$ . The next ones are the path sampling simulations where  $[i^+]$  indexes the surfaces that has to be crossed. In the same spirit of parallel tempering (replica exchange) we could henceforth try to exchange the paths from one ensemble to the other, while running all these simulations simultaneously. The idea was already suggested in [11] for PPTIS, but this is the first time that we show its effectiveness for TIS by making a small change to the algorithm. In order to have a full flexibility of swapping moves at all levels, we actually replace the MD simulation by another path simulation  $[0^-]$ . This ensemble consists of all possible paths that start at  $\lambda_A$ , then go initially in the negative direction and end at the same interface  $\lambda_A$ . The flux  $f_A$  can now be determined from

$$f_A = \left( \langle t_{\text{path}}^{[0^-]} \rangle + \langle t_{\text{path}}^{[0^+]} \rangle \right)^{-1} \quad (2)$$

where  $\langle t_{\text{path}}^{[0^-]} \rangle, \langle t_{\text{path}}^{[0^+]} \rangle$  are the average path lengths in the  $[0^-]$  and  $[0^+]$  path ensembles respectively. The TIS algorithm is then as follows. At each step it is decided by an equal probability whether a series of shooting or swapping moves will be performed. In the first case, all simulations will be updated sequentially by one shooting move. In the second case, again an equal probability will decide whether the swaps  $[0^-] \leftrightarrow [0^+], [1^+] \leftrightarrow [2^+], \dots$  or the swaps  $[1^+] \leftrightarrow [2^+], [3^+] \leftrightarrow [4^+], \dots$  are performed. Each time that  $[0^-]$  and  $[(n-1)^+]$  do not participate in the swapping move they are left unchanged. Also when the swapping move does not yield valid paths for both ensembles, the move is rejected for the two simulations and the old paths are counted again. Note that the swapping moves do not require any force calculations. The only exception is  $[0^-] \leftrightarrow [0^+]$ . Here, the last time step of the old path in the  $[0^-]$  ensemble is used as initial point to generate a new trajectory in  $[0^+]$  by integrating the equation of motion forward in time. Conversely, the initial point of the old path in  $[0^+]$  is followed backward in time to generate a path in  $[0^-]$ . The two types of swapping moves are illustrated in Fig. 1.

To test the efficiency of this new algorithm, we applied the TIS method with and without swapping moves to the denaturation transition of DNA using the mesoscopic Peyrard-Bishop-Dauxois (PBD) model [10]. The PBD describes the DNA molecule as an one-dimensional chain of effective atom compounds yielding the relative base-pair separations  $y_i$  from the ground state positions. The total potential energy  $U$  for an  $N$  base-pair DNA chain is then given by  $U(y^N) = V_1(y_1) + \sum_{i=2}^N V_i(y_i) + W(y_i, y_{i-1})$

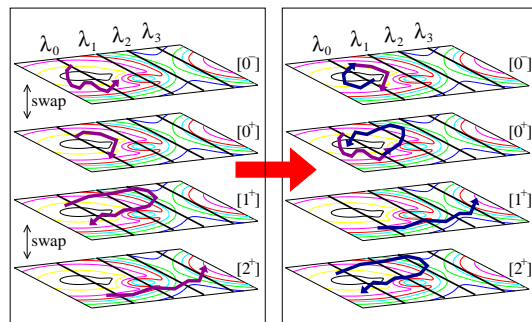


FIG. 1: (color online) Illustration of the swapping move. The picture shows four possible pathways on a free energy surface corresponding to the  $[0^-], [0^+], [1^+], [2^+]$  ensembles. In the next step the swaps  $[0^-] \leftrightarrow [0^+]$  and  $[1^+] \leftrightarrow [2^+]$  are performed simultaneously yielding four new pathways. Note that both  $[1^+]$  and  $[2^+]$  have moved to another reaction channel. The alternative swapping move  $[0^+] \leftrightarrow [1^+]$  would have yielded a rejection as the  $[0^+]$  does not cross  $\lambda_1$ .

with  $y^N \equiv \{y_i\}$  the set of relative base pair positions and

$$V_i(y_i) = D_i \left( e^{-a_i y_i} - 1 \right)^2 \quad (3)$$

$$W(y_i, y_{i-1}) = \frac{1}{2} K \left( 1 + \rho e^{-\alpha(y_i + y_{i-1})} \right) (y_i - y_{i-1})^2$$

The first term  $V_i$  is the Morse potential describing the hydrogen bond interaction between bases on opposite strands.  $D_i$  and  $a_i$  determine the depth and width of this potential for the AT and GC base-pairs. The second term  $W$  is the stacking interaction. All interactions with the solvent and the ions are effectively included in the force-field. The constants  $K, \rho, \alpha, D_{\text{AT}}, D_{\text{GC}}, a_{\text{AT}}, a_{\text{GC}}$  were parameterized in Ref. [12]. For finite chains, the associated state of the molecule is metastable as would be expected from a double stranded DNA molecule in a infinite solution. However, in order to fully dissociate, all base-pairs should reach the plateau of the Morse potential. As long as one base pair is still in the stack, it will likely pull all the others back to the associated state. At ambient conditions, the denaturation is a rare event and provides an excellent test for our methods. As  $\lambda(y^N) \equiv \min[\{y_i\}]$  can describe both the associated and the disassociated state, we used this RC. For describing the reaction mechanism, a collective variable that depends on the positions of all particles might seem more appropriate. However finding the best possible RC is not the aim of this paper. Moreover, the choice of this RC has an additional advantage since it allows a very efficient third method that can be used as reference (see below).

We consider a 20 AT base-pair DNA molecule that interacts with a 300 K Langevin thermostat with  $\gamma = 50 \text{ ps}^{-1}$  to mimic aqueous damping. The time step was  $\Delta t = 1 \text{ fs}$  and base pair masses were 300 amu. For the path sampling simulations we used aimless shooting [13]

where the velocities of the picked time slice are completely regenerated from Maxwellian distribution. This ensures a higher decorrelation between accepted paths than the standard shooting move where the velocities are only slightly changed. As the acceptance rates remained moderate  $\gtrsim 0.3$ , the aimless shooting was found to be more efficient for this system. After a few trial simulations, all interfaces were positioned to have the optimum  $\mathcal{P}_A(\lambda_{i+1}|\lambda_i) \approx 0.2$  for all  $i$  [6, 11]. After this initialization, all interface positions were fixed to  $\lambda_0 = 0, \lambda_1 = 0.03, \lambda_2 = 0.07, \lambda_3 = 0.13, \lambda_4 = 0.21, \lambda_5 = 0.34, \lambda_6 = 0.7$ , and  $\lambda_7 = 1$  Å. In the next step, intensive calculations were run for each simulation which consisted of  $10^9$  simulation steps for the MD simulations and  $4 \cdot 10^6$  cycles for each path simulation. A technique to avoid complete separation in the MD simulation was applied [14]. Then, we repeated the same simulations with  $2 \cdot 10^6$  cycles using a 50 % swapping probability. The results are shown in table I.

TABLE I: Results of TIS simulations with and without path swapping. Errors are obtained using block averaging.

	Standard TIS		Path Swapping	
	value	error(%)	value	error(%)
$f_A(\text{ns}^{-1})$	304.9	5.2	291.8	2.2
$\mathcal{P}_A(\lambda_1 \lambda_0)$	0.256	9.2	0.249	1.2
$\mathcal{P}_A(\lambda_2 \lambda_1)$	0.244	4.6	0.269	1.9
$\mathcal{P}_A(\lambda_3 \lambda_2)$	0.246	5.0	0.247	2.4
$\mathcal{P}_A(\lambda_4 \lambda_3)$	0.310	2.3	0.307	1.8
$\mathcal{P}_A(\lambda_5 \lambda_4)$	0.310	1.3	0.309	1.2
$\mathcal{P}_A(\lambda_6 \lambda_5)$	0.210	1.1	0.214	1.3
$\mathcal{P}_A(\lambda_7 \lambda_6)$	0.533	0.5	0.534	0.8
$\mathcal{P}_A(\lambda_B \lambda_A)$	0.000165	11.5	0.000179	4.2
$k_{AB}(\text{ns}^{-1})$	0.0492	12.6	0.0524	4.7
2nd average	0.0535	22.4	0.0533	10.3

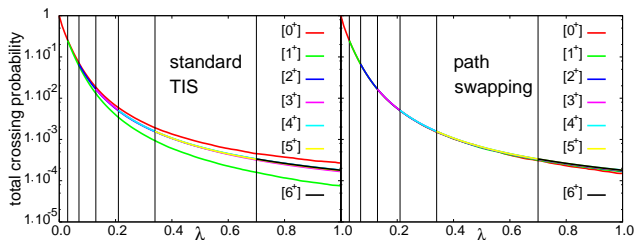


FIG. 2: (color online) The matched overall crossing probabilities for the standard TIS and the parallel path swapping.

Table I shows that the parallel path swapping simulations have considerable lower errors despite the fewer simulation cycles. Also, the construction of the overall crossing probabilities in Fig. 2 shows a much better matching.

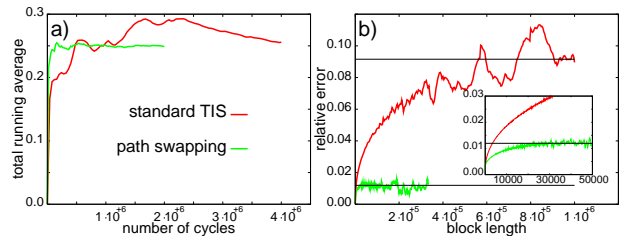


FIG. 3: (color online) Error analysis of  $[0^+]$  with and without swapping. a): the total running average  $\sum_i^l x_i/l$  with  $x_i$  the  $i$ -th measurement. b) block average errors  $\epsilon(l) = \sqrt{\sum_j (X_j(l) - \bar{x})^2 / \bar{x}^2 M(M-1)}$  with  $X_j$  the average of the  $j$ -th block of length  $l$ ,  $\bar{x}$  the total average and  $M$  the number of blocks. Horizontal lines at the plateaus indicate the actual relative error  $\epsilon$ . The total correlation is obtained by  $\mathcal{N} = (\epsilon/\epsilon(1))^2$ .

The final error was obtained by the error propagation rule  $\epsilon_{\text{tot}} = \sqrt{\sum \epsilon_i^2}$ . As the validity of these propagation rules is questionable for the correlated path swapping simulations, we also calculated the final results and errors in a different way. Here, we divided the simulations results in five blocks to obtain approximately independent rate constants. The errors, obtained by the standard deviation, are indeed higher. However, the errors for standard TIS increased as well by a similar factor. Probably, a much higher accuracy is needed to understand the effect of covariance terms for the errors in the swapping algorithm. We will come back to these results after we have compared the final outcome with that of a third method. This method is a very accurate implementation of the RF method that works due to some special characteristics of the system. Like in standard RF theory we write

$$k_{AB} = P_A(\lambda_B) \langle \dot{\lambda}(y^N) \chi[\text{path}(y^N)] \rangle_{\{\lambda(y^N) = \lambda_B\}} \quad (4)$$

where  $P_A(\lambda_B)$  is the probability that  $\lambda(y^N) = \lambda_B$  given that the system is in state  $A$ . The second term is the (unnormalized) transmission coefficient and is calculated by releasing dynamical trajectories starting from the surface  $\lambda_B$  and  $\chi$  is a functional of the trajectory which corrects for fast recrossing events. Although different forms of  $\chi$  are used, the effective positive flux expression has shown to be the most efficient [6, 15]. Here  $\chi$  is equal to 1 (0 otherwise) only if  $\dot{\lambda} > 0$  and if the backward trajectory crosses  $\lambda_A$  before  $\lambda_B$ . The probability  $P_A(\lambda_B)$  can be written as

$$\begin{aligned} P_A(\lambda_B) &= \frac{\int dy^N \delta(\lambda(y^N) - \lambda_B) e^{-\beta U(y^N)}}{\int dy^N \theta(\lambda_B - \lambda(y^N)) e^{-\beta U(y^N)}} \quad (5) \\ &= \frac{\sum_i \int dy^N \delta(\lambda(y_i) - \lambda_B) \prod_{j \neq i} \theta(y_j - \lambda_B) e^{-\beta U(y^N)}}{\int dy^N (1 - \prod_k \theta(y_k - \lambda_B)) e^{-\beta U(y^N)}} \end{aligned}$$

As the integrals of Eq. (5) are all of a special factorial form, we can apply the direct integration method of [14]

yielding a precision of several digits. In the next step, we need to generate a representative set of configurations on the surface  $\lambda_B$ . It can be shown that ensemble averages with potential  $U(y^N)$  and fixed  $\min[\{y_i\}] = \lambda_B$ , are in fact identical to that of a freely moving chain on a translational invariant potential  $U'$  that is related to  $U$  by  $U'(y^N) \equiv U(y^N - \lambda(y^N) + \lambda_B)$ . Hence, we can generate the required surface points by running a MD simulation using  $U'(y^N)$ , save every 1000th time step to dissolve correlations, and shift these configurations to the surface  $\lambda_B$ . From these points, we release trajectories using normal potential  $U$  and calculate  $\chi$ . We applied this method using a numerical integration step of  $dy = 0.01 \text{ \AA}$  yielding the result  $P_A(\lambda_B) = 5.316 \cdot 10^{-3} \text{ \AA}^{-1}$ . Then we released  $4 \cdot 10^6$  trajectories for which the initial points were generated using the dynamical shifted potential  $U'(y^N)$ . The transmission coefficient yielded  $9.854 \pm 0.066 \text{ \AA/ns}$  and the combined result  $k_{AB} = 0.0524 \text{ ns}^{-1}$ , which is in excellent agreement with the TIS results.

Now we come back to the results of table I and try to express the efficiency into the so-called efficiency times  $\tau_{\text{eff}}$  that are defined as the number of force calculations required to obtain a statistical error equal to 1. For the simulations  $[0^+], [1^+], \dots$  the efficiency times are given by [6]

$$\tau_{\text{eff}}^{[i^+]} = \frac{1 - p_i}{p_i} \xi_i L_i \mathcal{N}_i \quad (6)$$

Here,  $p_i = \mathcal{P}_A(\lambda_{i+1}|\lambda_i)$  and  $L_i = \langle t_{\text{path}}^{[i^+]} \rangle / \Delta t$  which are in principle independent from the simulation method.  $\xi_i$  is the ratio between the average cost of a simulation cycle and  $L_i$ .  $\mathcal{N}_i$  is the effective correlation. The results of the

increase in efficiency of a factor 150. Inspection of Fig. 3-a) reveals large fluctuation in the overall running average for standard TIS even after  $4 \cdot 10^6$  cycles. In contrast, the swapping results shows a much faster convergence. This is also reflected in the block-error analysis of Fig. 3-b).

The overall efficiency time is derived from  $\tau_{\text{eff}} = \epsilon^2 \tau_{\text{sim}}$ . Here  $\epsilon$  the relative error in  $k_{AB}$  and  $\tau_{\text{sim}}$  is the total simulation time. The two ways of averaging show that the swapping moves give an overall improvement of approximately 20. However, it is important to realize that applying the same number of cycles for each simulation does not give the best possible performance. From the results of [6], one can show that the efficiency can be improved by a factor of 7 if the optimal ratio of cycles proportional to  $\propto \sqrt{\tau_{\text{eff}}^{[i^+]}} / \xi_i L_i$  is applied. However, we believe that the path swapping efficiency can be improved by a similar factor if we change the algorithm to allow an unequal distribution of shooting moves among the simulations. We are now working on such algorithms.

To conclude, we have shown that TIS combined with path swapping can give a huge improvement of efficiency. For the denaturation of the PBD model of DNA, we obtained an improvement of approximately a factor 20. Individual path simulations were improved upto two orders of magnitude. Therefore, we believe that parallel path swapping can become an important method in any type of rare event simulations.

I would like to thank Paolo Pescarmona for carefully reading this paper.

TABLE II: Efficiency analysis

	Standard TIS				Path Swapping			
	$L$	$\xi$	$\mathcal{N}$	$\tau_{\text{eff}}(10^5)$	$L$	$\xi$	$\mathcal{N}$	$\tau_{\text{eff}}(10^5)$
$[md]/[0^-]$	1	1	824	27	3262	0.87	146	27
$[0^+]$	115	1.16	11519	45	108	0.83	95	0.3
$[1^+]$	289	1.05	2087	20	325	0.53	261	1
$[2^+]$	764	1.01	3284	78	765	0.51	377	4
$[3^+]$	1832	0.98	921	37	1827	0.49	272	5
$[4^+]$	3768	0.94	327	26	3776	0.47	139	6
$[5^+]$	7464	0.87	121	29	7483	0.43	97	11
$[6^+]$	14391	0.70	109	10	14340	0.35	147	6
overall				14907				648
2nd aver.				46660				2486

efficiency analysis are given in table II and show that the swapping moves decrease both  $\xi$  and  $\mathcal{N}$ . The efficiency times are all lowered by at least a factor of 2 for all path simulations. Spectacular is the decrease of correlation from 11519 to 95 in the  $[0^+]$  simulation yielding an

- 
- [1] C. Dellago, P. G. Bolhuis, and D. Chandler, J. Chem. Phys. **108**, 9236 (1998).
  - [2] T. S. van Erp, D. Moroni, and P. G. Bolhuis, J. Chem. Phys. **118**, 7762 (2003).
  - [3] P. G. Bolhuis, Proc. Nat. Acad. Sci. USA **100**, 12129 (2003).
  - [4] D. Moroni, P. R. ten Wolde, and P. G. Bolhuis, Phys. Rev. Lett. **94**, (2005).
  - [5] D. Frenkel and B. Smit, *Understanding molecular simulation, 2nd ed.* (Academic Press, San Diego, CA, 2002).
  - [6] T. S. van Erp, J. Chem. Phys. **125**, (2006).
  - [7] D. Moroni, P. G. Bolhuis, and T. S. van Erp, J. Chem. Phys. **120**, 4055 (2004).
  - [8] R. J. Allen, P. B. Warren, and P. R. ten Wolde, Phys. Rev. Lett. **94**, 018104 (2005).
  - [9] E. Marinari and G. Parisi, Europhysics Lett. **19**, 451 (1992).
  - [10] T. Dauxois, M. Peyrard, and A. R. Bishop, Phys. Rev. E **47**, R44 (1993).
  - [11] T. S. van Erp and P. G. Bolhuis, J. Comput. Phys. **205**, 157 (2005).
  - [12] A. Campa and A. Giansanti, Phys. Rev. E **58**, 3585 (1998).
  - [13] B. Peters and B. L. Trout, J. Chem. Phys. **125**, (2006).
  - [14] T. S. van Erp, S. Cuesta-Lopèz, J.-G. Hagmann, and M. Peyrard, Phys. Rev. Lett. **95**, 218104 (2005).

[15] J. B. Anderson, *J. Chem. Phys.* **62**, 2446 (1975).