J. Phys. IV France **1** (2022) Pr1-1
© EDP Sciences, Les Ulis

arXiv:0704.1175v1 [cond-mat.stat-mech] 10 Apr 2007

Complete synchronization of convective patterns between Gray–Scott systems

Gonzalo Izús*[1], Roberto Deza+[1], Luis Bernal*[1] and Vicente Pérez-Villar[2]

[1] *Departamento de Física, Facultad de Ciencias Exactas y Naturales, Universidad Nacional de Mar del Plata,*
Deán Funes 3350, 7600 Mar del Plata, Argentina.
[2] *Grupo de Física Non Lineal, Facultade de Física, Universidade de Santiago de Compostela, E-15782 Santiago de Compostela, Spain.*

* Member of CONICET, Argentina.
+ Invited talk at the Workshop on "*Complex Systems: New Trends and Expectations*", Santander (Spain) 5–9 June 2006.

Abstract

Two identical 1D autocatalytic systems with Gray–Scott kinetics—driven towards convectively unstable regimes and submitted to independent spatiotemporal Gaussian white noises—are coupled unidirectionally, but otherwise linearly. Numerical simulation then reveals that (even when perturbed by noise) the slave system replicates the convective patterns arising in the master one to a very high degree of precision, as indicated by several measures of synchronization.

1 INTRODUCTION

The beautiful talk in this Workshop by Jürgen Kurths [1] (as well as others dealing to some extent with the subject) exempts us to introduce the field of synchronization at large. Thus, hereafter we shall restrict our scope to the less explored subfield of the synchronization between continuous systems [2–5]—concretely, to non-delayed synchronization between systems of stochastic partial differential equations. In particular, a topic that has been hardly addressed is the synchronization between noise-sustained structures (NSS) in systems undergoing a convective instability [6].

A *convectively* unstable regime is characterized by the fact that local perturbations to the steady state are advected more rapidly than their spreading rate [7]. When seen in a Lagrangian framework, the system is unstable; from an Eulerian description, however, perturbations are "washed out by the flow". Macroscopic patterns named *noise sustained structures* (NSS) emerge in this regime if noise is present at all times. It is through dynamical amplification of random fluctuations that the system is driven out of its linearly unstable steady state towards the state sustaining NSS. Thus, if noise (or any external deterministic forcing) were not present, nonequilibrium structures could not arise. In fluid dynamics the NSS are a spatial macroscopic manifestation of amplified thermal fluctuations.

NSS have been observed in fluid convection experiments (both in open flow configuration [8] and Taylor–Couette flows [9,10]), and their precursors have been also observed in nematic liquid

crystals [11]. They have also been numerically shown to exist in optical systems [6,12] (driven in this case by quantum noise) and recently, in a model autocatalytic chemical reaction—the Gray–Scott (GS) model—taking place in a differential-flow reactor [13].

The paper is organized as follows: In Sec. 2 a brief sketch is made of the GS model, and the rationale and features of the chosen master–slave coupling are pointed out. Section 3 introduces the details of the numerical integration scheme and discusses the features of the NSS arising in the uncoupled systems. Section 4 is devoted to a fairly thorough numerical characterization of the replication of NSS through complete synchronization. In particular, the behavior of the synchronization measures as functions of the parameters in the model is studied, and a numerical estimation is made of the robustness of the phenomenon. Finally, the main conclusions are summarized in Sec. 5.

2 THE MODEL

The GS model proposes three steps for the conversion of the precursor species P into the inert product C

$$\begin{array}{rcl} P & \stackrel{k_0}{\rightarrow} & A \\ A+2B & \stackrel{k_1}{\rightarrow} & 3B \\ B & \stackrel{k_2}{\rightarrow} & C \end{array}$$

The intermediate step has cubic autocatalytic kinetics.

In the case we consider, the reaction takes place in a differential-flow reactor where A is immobilized, whereas B is free to diffuse and is also advected by the flow. Moreover, the reaction is maintained out of equilibrium by keeping the concentration of P constant ($p = p_0$) and that of C zero ($c = 0$). Hence, the present model describes the irreversible decay of P towards a product C that is immediately removed from the reactor.

After scaling concentrations by $(k_2/k_1)^{1/2}$, time by k_2^{-1} and length by $(D_B/k_2)^{1/2}$, the rate equations for system 1 read

$$\begin{aligned} \frac{\partial a_1}{\partial t} &= \mu - a_1\, b_1^2 + \sqrt{\sigma_1}\, \xi_1(\mathbf{r}, t), \\ \frac{\partial b_1}{\partial t} &= \nabla^2 b_1 - \phi\, \nabla b_1 - b_1 + a_1\, b_1^2, \end{aligned} \tag{2.1}$$

where μ stands for the scaled version of $k_0 p_0$ and ϕ for that of the fluid velocity v. The real Gaussian noise ξ_1 in the rate equation for a_1—with zero mean, variance σ_1, and delta-correlated in space and time—accounts for fluctuations (either thermal or in p_0).

For $\mu > 1$, the uniform steady state ($a_1 = \mu^{-1}, b_1 = \mu$) becomes convectively unstable at some $\phi_c(\mu)$, yielding to traveling waves with $\pm q_c$. Further details are found in [13] and references therein.

Now we assume that system 1 drives another system (called thereafter system 2 and lying in a second differential-flow reactor) in a master–slave configuration. System 2 has the same values of μ and ϕ but its A–component is submitted to a spatiotemporal Gaussian white noise $\xi_2(\mathbf{r}, t)$ with a possibly different noise variance σ_2:

$$\begin{aligned} \frac{\partial a_2}{\partial t} &= \mu - a_2\, b_2^2 + \sqrt{\sigma_2}\, \xi_2(\mathbf{r}, t), \\ \frac{\partial b_2}{\partial t} &= \nabla^2 b_2 - \phi\, \nabla b_2 - b_2 + a_2\, b_2^2 + \epsilon\, (b_1 - b_2). \end{aligned} \tag{2.2}$$

ϵ denotes the strength of the unidirectional *linear* coupling between both reactions. Besides being the simplest coupling that enables synchronization, it facilitates an approach to the stability analysis of the synchronization manifold [14].

3 NUMERICAL SIMULATION AND UNSYNCHRONIZED NSS

We shall restrict hereafter to the 1D case (the specificities found in higher spatial dimensions will be published elsewhere [14]). Equations (2.1) and (2.2) have been integrated using an Euler stochastic scheme in a grid of 16384 sample points with a grid space $\Delta x = 0.1$ and time step $\Delta t = 0.0001$. The parameters have been chosen as $\mu = 2.0$, $\phi = 9.5$, $\sigma_1 = 10^{-7}$. For each system, Dirichlet BC is assumed at the inlet of the reaction domain $[a_i(0,t) = \mu^{-1}$, $b_i(0,t) = \mu$, $(i = 1,2)]$ and Neumann BC at the outlet $(x = L)$. The length L is chosen in such a way that spatiotemporal patterns develop well before they reach the outlet.

For $\epsilon = 0$, Eqs. (2.1)–(2.2) describe two uncoupled reactions, identical with regard to the deterministic parameters but submitted to independent spatiotemporal noises which produce non-correlated NSS in both systems. These patterns have been characterized in Ref. [13]: they are dynamical structures that drift with the flow, disappearing on the right, whereas new wave excitations are continuously regenerated by dynamical amplification of noise.

4 SYNCHRONIZATION OF NOISE-SUSTAINED STRUCTURES

When $\epsilon \neq 0$, some correlation is expected between the NSS in both systems. A handy measure of correlation for these snapshots are the deviation fields

$$\begin{aligned} \alpha(x,t) &= a_1(x,t) - a_2(x,t), \\ \beta(x,t) &= b_1(x,t) - b_2(x,t). \end{aligned} \tag{4.1}$$

Figures 1a and 1b are respectively snapshots of typical a_1 and b_1 profiles. The deviation fields are also depicted (in solid lines and in the same scales as a_1, b_1 respectively) in Figs. 1a and 1b. The result is surprising, given that system 2 is also submitted to an independent spatiotemporal noise source: In the scales of Figs. 1, *system 2 synchronizes completely to system 1.* In other words, an effective replication of the NSS arising in the first reactor takes place at the second one, and time evolution—even under the influence of noise—does not spoil the high degree of synchronization.

If we regard the system's evolution as a succession of snapshots like those of Figs. 1, natural quantifiers for this phenomenon (as functions of t) are the variances of α and β:

$$\begin{aligned} \sigma_\alpha(t) &\equiv \sqrt{\frac{1}{L}\int_0^L [\alpha^2(x,t) - \langle\alpha\rangle^2]\,dx}, \\ \sigma_\beta(t) &\equiv \sqrt{\frac{1}{L}\int_0^L [\beta^2(x,t) - \langle\beta\rangle^2]\,dx}, \end{aligned} \tag{4.2}$$

with $\langle\varphi\rangle_{(t)} \equiv \frac{1}{L}\int_0^L \varphi(x,t)\,dx$ (φ stands for α and β respectively), and the global synchronization error

$$E(t) = \sqrt{\frac{1}{L}\int_0^L [\alpha^2(x,t) + \beta^2(x,t)]\,dx}. \tag{4.3}$$

Figure 2 is a plot of E, σ_α and σ_β vs ϵ for typical realizations (as stated before, the time evolution preserves the degree of synchrony). In the numerical simulation, $\langle\alpha\rangle$ and $\langle\beta\rangle$

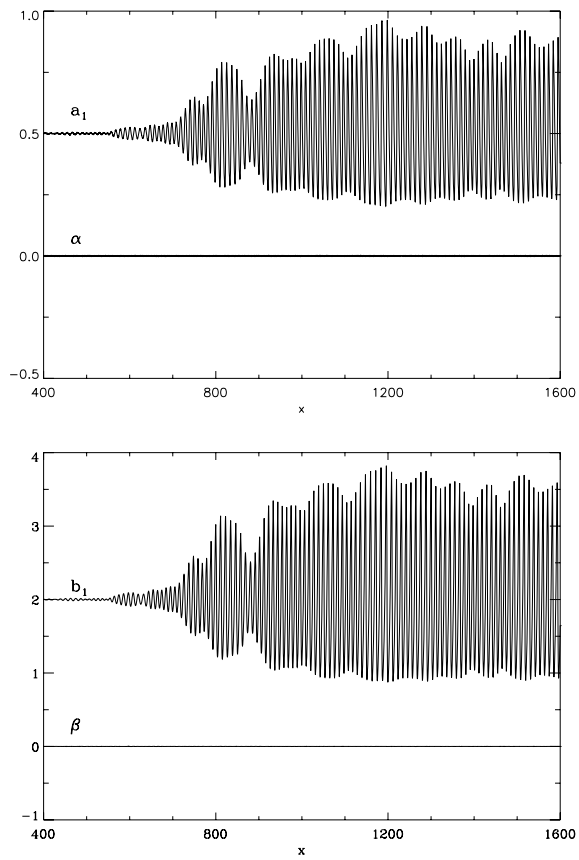

Fig. 1. A typical snapshot in the simulation of Eqs. (2.1) for $\epsilon = 0.1$. (a) a_1 vs x; (b) b_1 vs x. Also shown—and in the same corresponding scales—are the deviation fields α and β. The remaining parameters are $\mu = 2.0$, $\phi = 9.5$ and $\sigma_{1,2} = 10^{-7}$.

remain below $\sim 5 \times 10^{-5}$, i.e., $E^2 \sim \sigma_\alpha^2 + \sigma_\beta^2$ and basically E accumulates the information of both variances. On the other hand, correlations between the NSS remain during time evolution above .9999, indicating a very high degree of structure replication. In other words, the coupling in Eqs. (2.2) synchronizes the whole stochastic processes.

A dependence of σ_α, σ_β (and thus of E) on the noise intensity σ_2 is to be expected. Figure 3 shows (here $\sigma_1 = 10^{-7}$) that this is indeed the case, and maximum synchronization corresponds to $\sigma_2 = 0$. In other words, only in system 1 does the noise play a constructive role (by pushing the system out of its unstable steady state).

As usual, the synchronization between the stochastic fields a_1 and a_2 (resp. b_1 and b_2) can also be viewed in the corresponding phase planes. As an illustration, Fig. 4 shows the dynamical correlation between b_1 and b_2 during the complete time history of a numerical simulation.

One might wonder whether the proposed coupling is general enough, or whether the reported phenomenon is robust. To elucidate (at least partially) on these questions, we have performed numerical experiments where the coupling is switched on only after two well-developed and independent NSS are formed in each reactor. The results are shown in Fig. 5. The syn-

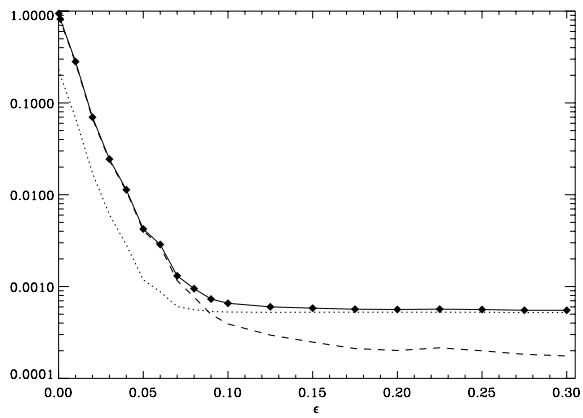

Fig. 2. Synchronization measures as functions of the coupling ϵ: E (solid line), σ_α (dotted line) and σ_β (dashed line). The remaining parameters are $\mu = 2.0$, $\phi = 9.5$ and $\sigma_{1,2} = 10^{-7}$.

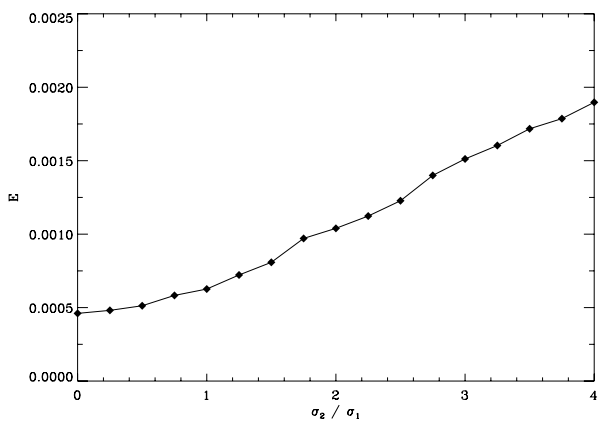

Fig. 3. E vs σ_2/σ_1 for $\sigma_1 = 10^{-7}$. The $\sigma_{\alpha,\beta}$ variances follow a similar behavior. The remaining parameters are $\mu = 2.0$, $\phi = 9.5$ and $\epsilon = 0.1$.

chronization error decreases as soon as the coupling is switched on, a replication of system 1's NSS takes place after a transient, regardless of the initial condition on reactor 2. In particular, there is no need to stabilize the second reactor prior to synchronizing it with the first one. This fact shows explicitly the robustness of the observed phenomenon, and suggests that the attraction basin of the synchronization manifold ($a_2 = a_1$, $b_2 = b_1$) is large enough.

In the same way, if the coupling is only switched on in a part of the reactors, numerical simulations (not shown) indicate that (even for $\sigma_2 = 0$) a replication of the "master structure" takes place in the coupled region of the slave system, opening the possibility of local replication (see below).

We have also explored the synchronization of deterministic non-equilibrium structures (i.e, no noise in both systems). In particular, we have considered two cases of pattern generation:

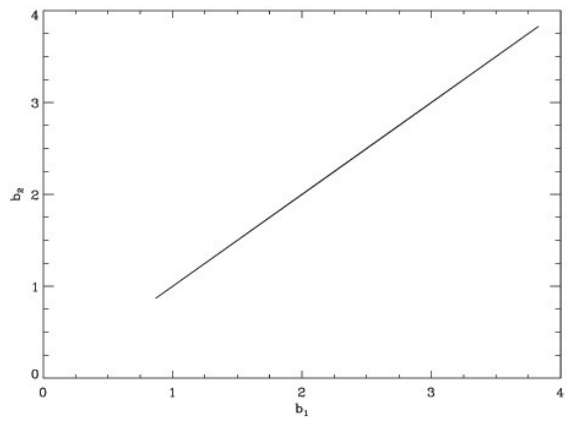

Fig. 4. (a): The (b_1, b_2) phase plane for the complete time history of a numerical realization of Eqs. (2.1) and (2.2). A similar picture is obtained in the (a_1, a_2) plane. The parameters are $\mu = 2.0$, $\phi = 9.5$, $\sigma_{1,2} = 10^{-7}$ and $\epsilon = 0.1$.

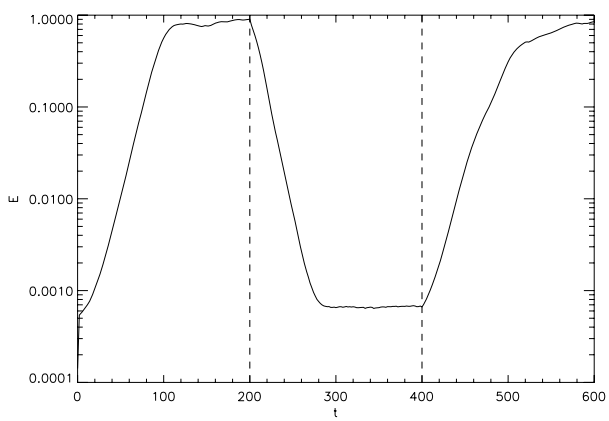

Fig. 5. $E(t)$ when the coupling is switched on (to a value of $\epsilon = 0.1$) from $t = 200$ to $t = 400$ time units. The initial growth of E is associated with the pattern formation process in both reactors, which starts from the uniform solution perturbed by noise. Remaining parameters as in Fig. 2.

(a) structures generated by the time evolution of an inhomogeneous initial condition (Fig. 6); and (b) structures generated by an oscillatory external forcing (Fig. 7). In both cases, the numerical results (discused in the captions) clearly confirm the robustness of the proposed mechanism of synchronization.

5 CONCLUSIONS

By coupling unidirectionally (but otherwise linearly) corresponding points of two samples of the convectively unstable system under study, complete synchronization of macroscopic struc-

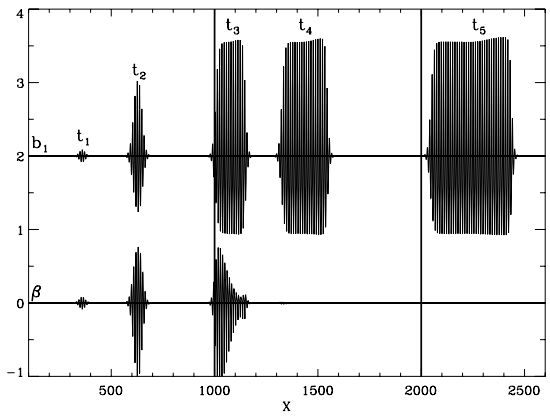

Fig. 6. Time evolution of a pulse-like initial condition for $\epsilon = 0.1$, without noise ($\sigma_{1,2} = 0$). The coupling is switched on between the vertical bold lines ($1000 \leq x \leq 2000$). Shown are the b_1 and β fields for $t_1 = 40$, $t_2 = 70$, $t_3 = 120$, $t_4 = 160$ and $t_5 = 250$. Note that already for t_4, the deterministic structure in system 1 is fully replicated in system 2, and they remain synchronized even without coupling. The other parameters are $\mu = 2.0$ and $\phi = 9.5$.

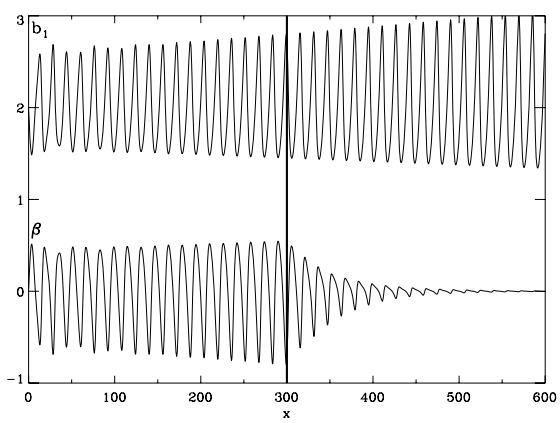

Fig. 7. Synchronization of an externally forced deterministic structure. We show a snapshot of the b_1 and β fields. The left b.c. on system 1 [$b_1(x = 0, t) = \mu + 0.5 \sin(4.71\, t)$] generates a traveling structure. The coupling ($\epsilon = 0.2$) is switched on at the right of the vertical bold line ($300 \leq x$) and the synchronization induced by coupling results evident. Remaining parameters as in Fig. 6.

tures has been achieved, both for deterministic and stochastic dynamics. Figure 5 suggests that the synchronization attractor is very extended and a full replication of the structures is to be expected under very general conditions. This is a strong indication that the synchronization manifold ($a_2 = a_1$, $b_2 = b_1$) is at least linearly stable. A complete stability analysis of the synchronization manifold will be published elsewhere [14]. We remark that the coupling synchronizes completely both systems (after a transient) regardless of the initial condition in

the "slave" system. Even more, the coupling may be defined in part of the system's extension. Thus, for $\sigma_2 = 0$, a (synchronized) structure arises in the slave system *because* of the coupling.

We expect the phenomenon to have technological applications in the control of differential-flow chemical reactors, and eventually in the case where the convective structures in the master system are not noise-sustained ones, but carry useful information.

References

[1] J. Kurths *et al.*, *Synchronization: from two coupled oscillators to complex networks*, this Workshop.

[2] P. Parmananda, Phys. Rev. E **56**, (1997) 1595.

[3] L. Kocarev, Z. Tasev, and U. Parlitz, Phys. Rev. Lett. **79**, (1997) 51.

[4] L. Junge and U. Parlitz, Phys. Rev. E **61**, (1999) 3736.

[5] S. Boccaletti, J. Bragard, F. T. Arecchi, and H. Mancini, Phys. Rev. Lett. **83**, (1999) 536.

[6] G. Izús, M. Santagiustina, M. San Miguel, and P. Colet, J. Opt. Soc. Am. B **16**, (1999) 1592; Phys. Rev. E **68**, (2003) 036201.

[7] R. Deissler, J. Stat. Phys. **40**, (1985) 386; **54**, (1989) 1459; Physica D **56**, (1992) 303.

[8] M. Scherer and G. Ahlers, Phys. Rev. E **65**, (2002) 051101.

[9] K. L. Babcock, G. Ahlers, and D. S. Cannell, Phys. Rev. Lett. **67**, (1991) 3388.

[10] A. Tsameret and V. Steinberg, Phys. Rev. Lett. **67**, (1991) 3392.

[11] I. Rehberg *et al.*, Phys. Rev. Lett. **67**, (1991) 596.

[12] M. Santagiustina, P. Colet, M. San Miguel, and D. Walgraef, Phys. Rev. Lett. **79**, (1997) 3633; M. Santagiustina, P. Colet, M. San Miguel, and D. Walgraef, Phys. Rev. E **58**, (1998) 3843; M. Santagiustina, P. Colet, M. San Miguel, and D. Walgraef, Opt. Express **3**, (1998) 63.

[13] B. von Haeften and G. Izús, Phys. Rev. E **67**, (2003) 056207.

[14] L. Bernal, R. Deza and G. Izús, in preparation.