

Non-Equilibrium Josephson and Andreev Current through Interacting Quantum Dots

Marco G. Pala¹, Michele Governale², Jürgen König²

¹ IMEP-MINATEC (UMR CNRS/INPG/UJF 5130), 38016 Grenoble, France

² Institut für Theoretische Physik III, Ruhr-Universität Bochum, 44780 Bochum, Germany

E-mail: pala@minatec.inpg.fr, michele@tp3.ruhr-uni-bochum.de, koenig@tp3.ruhr-uni-bochum.de

Abstract. We present a theory of transport through interacting quantum dots coupled to normal and superconducting leads in the limit of weak tunnel coupling. A Josephson current between two superconducting leads, carried by first-order tunnel processes, can be established by non-equilibrium proximity effect. Both Andreev and Josephson current is suppressed for bias voltages below a threshold set by the Coulomb charging energy. A π -transition of the supercurrent can be driven by tuning gate or bias voltages.

PACS numbers: 74.45.+c, 73.23.Hk, 73.63.Kv, 73.21.La

Submitted to: *New J. Phys.*

1. Introduction

Non-equilibrium transport through superconducting systems attracted much interest since the demonstration of a Superconductor-Normal-Superconductor (SNS) transistor [1]. In such a device, supercurrent suppression and its sign reversal (π -transition) are achieved by driving the quasi-particle distribution out of equilibrium by means of applied voltages [2, 3, 4, 5]. Another interesting issue in mesoscopic physics is transport through quantum dots attached to superconducting leads. For DC transport through quantum dots coupled to a normal and a superconducting lead, subgap transport is due to Andreev reflection [6, 7, 8, 9, 10, 11]. Also transport between two superconductors through a quantum dot has been studied extensively. The limit of a non-interacting dot has been investigated in [12]. Several authors considered the regime of weak tunnel coupling where the electrons forming a Cooper pair tunnel one by one via virtual states [13, 14, 15]. The Kondo regime was also addressed [13, 16, 17, 18, 19]. Multiple Andreev reflection through localized levels was investigated in [20, 21]. Numerical approaches based on the non-crossing approximation [22], the numerical renormalization group [23] and Monte Carlo [24] have also been used. The authors of [25] compare different approximation schemes, such as mean field and second-order perturbation in the Coulomb interaction. In double-dot systems the Josephson current has been shown to depend on the spin state of the double dot [26]. Experimentally, the supercurrent through a quantum dot has been measured through dots realized in carbon nanotubes [27] and in indium arsenide nanowires [28].

In this Letter we study the transport properties of a system composed of an interacting single-level quantum dot between two equilibrium superconductors where a third, normal lead is used to drive the dot out of equilibrium. A Josephson coupling in SNS heterostructures can be mediated by proximity-induced superconducting correlations in the normal region. In case of a single-level quantum dot, superconducting correlations are indicated by the correlator $\langle d_{\downarrow}(0)d_{\uparrow}(t) \rangle$, where d_{σ} is the annihilation operator of the dot level with spin σ . To obtain a large pair amplitude, i.e. the equal-time correlator $\langle d_{\downarrow}d_{\uparrow} \rangle$, at least two conditions need to be fulfilled: (i) the states of an empty and a doubly-occupied dot should be nearly energetically degenerate and (ii) the overall probability of occupying the dot with an even number of electrons should be finite. For a non-interacting quantum dot, i.e. vanishing charging energy U for double occupancy, this can be achieved by tuning the level position ϵ in resonance with the Fermi energy of the leads, $\epsilon = 0$ [12]. In this case, the Josephson current can be viewed as transfers of Cooper pairs between dot and leads and the expression of the current starts in first order in the tunnel coupling strength Γ .

The presence of a large charging energy $U \gg k_B T, \Gamma$ destroys this mechanism since the degeneracy condition $2\epsilon + U \approx 0$ is incompatible with a finite equilibrium probability to occupy the dot with an even number of electrons. Nevertheless, a Josephson current can be established by higher-order tunnelling processes (see, for example, [13, 14, 15]), associated with a finite superconducting correlator $\langle d_{\downarrow}(0)d_{\uparrow}(t) \rangle$ at different times. The

amplitude of the Josephson coupling is, however, reduced by a factor Γ/Δ , i.e., the current starts only in second order in Γ , and the virtual generation of quasiparticles in the leads suppresses the Josephson current for large superconducting gaps Δ . In particular, it vanishes for $\Delta \rightarrow \infty$.

The main purpose of the present paper is to propose a new mechanism that circumvents the above-stated hindrance to achieve a finite pair amplitude in an interacting quantum dot, and, thus, restores a Josephson current carried by first-order tunnel processes that survives in the limit $\Delta \rightarrow \infty$. For this aim, we attach a third, normal, lead to the dot that drives the latter out of equilibrium by applying a bias voltage, so that condition of occupying the dot with an even number of electrons is fulfilled even for $2\epsilon + U \approx 0$.

We relate the current flowing into the superconductors to the nonequilibrium Green's functions of the dot. In the limit of a large superconducting gap, $\Delta \rightarrow \infty$, the current is only related to the pair amplitude. The latter is calculated by means of a kinetic equation derived from a systematic perturbation expansion within real-time diagrammatic technique that is suitable for dealing with both strong Coulomb interaction and nonequilibrium at the same time.

2. Model

We consider a single-level quantum dot connected to two superconducting and one normal lead via tunnel junctions, see figure 1. The total Hamiltonian is given by $H =$

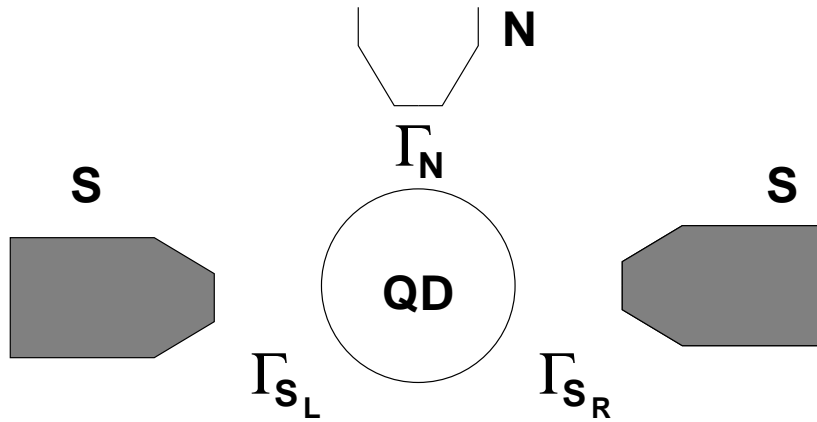


Figure 1. Setup: a single-level quantum dot is connected by tunnel junctions to one normal and two superconducting leads with tunnelling rates Γ_N and $\Gamma_{S_{L,R}}$, respectively.

$H_D + \sum_{\eta=N,S_L,S_R} (H_\eta + H_{\text{tunn},\eta})$. The quantum dot is described by the Anderson model $H_D = \sum_{\sigma} \epsilon d_{\sigma}^{\dagger} d_{\sigma} + U n_{\uparrow} n_{\downarrow}$, where $n_{\sigma} = d_{\sigma}^{\dagger} d_{\sigma}$ is the number operator for spin $\sigma = \uparrow, \downarrow$, ϵ is the energy level, and U is the charging energy for double occupation. The leads, labeled by $\eta = N, S_L, S_R$, are modeled by $H_{\eta} = \sum_{k\sigma} \epsilon_k c_{\eta k\sigma}^{\dagger} c_{\eta k\sigma} - \sum_k (\Delta_{\eta} c_{\eta k\uparrow}^{\dagger} c_{\eta -k\downarrow}^{\dagger} + \text{H.c.})$, where Δ_{η} is the superconducting order parameter ($\Delta_N = 0$). The tunnelling Hamiltonians are

$H_{\text{tunn},\eta} = V_\eta \sum_{k\sigma} (c_{\eta k\sigma}^\dagger d_\sigma + \text{H.c.})$. Here, V_η are the spin- and wavevector-independent tunnel matrix elements, and $c_{\eta k\sigma}$ ($c_{\eta k\sigma}^\dagger$) and d_σ (d_σ^\dagger) represent the annihilation (creation) operators for the leads and dot, respectively. The tunnel-coupling strengths are characterized by $\Gamma_\eta = 2\pi|V_\eta|^2 \sum_k \delta(\omega - \epsilon_k)$.

3. Current formula

We start with deriving a general formula for the charge current in lead η by using the approach of Ref. [29] generalized to superconducting leads. Similar formulae that relate the charge current to the Green's function of the dot in the presence of superconducting leads have been derived in previous works, in particular for equilibrium situations, see e.g. Refs. [16, 22]. The formula derived below is quite general, as it allows for arbitrary bias and gate voltages, temperatures, and superconducting order parameters for a quantum dot coupled to an arbitrary number of normal and superconducting leads. For this, it is convenient to use the operators $\psi_{\eta k} = (c_{\eta k\uparrow}, c_{\eta-k\downarrow}^\dagger)^T$ and $\phi = (d_\uparrow, d_\downarrow^\dagger)^T$ in Nambu formalism. The current from lead η is expressed as $J_\eta = e \langle dN_\eta/dt \rangle = i(e/\hbar) \langle [H, N_\eta] \rangle = i(e/\hbar) \langle [H_{\text{tunn},\eta}, N_\eta] \rangle$ ‡, with $N_\eta = \sum_k \psi_{\eta k}^\dagger \tau_3 \psi_{\eta k}$, where τ_1, τ_2, τ_3 indicate the Pauli matrices in Nambu space and $e > 0$ the electron charge. Evaluating the commutator leads to

$$J_\eta = -\frac{2e}{\hbar} \sum_k \int \frac{d\omega}{2\pi} \text{Re} \left\{ \text{Tr} [\tau_3 \mathbf{V}_\eta \mathbf{G}^<_{\text{D},\eta k}(\omega)] \right\}, \quad (1)$$

with $\mathbf{V}_\eta = \text{Diag}(V_\eta, -V_\eta^*)$ and the lead-dot lesser Green's functions $(\mathbf{G}^<_{\text{D},\eta k}(\omega))_{m,n}$ that are the Fourier transforms of $i \langle \psi_{\eta kn}^\dagger(0) \phi_m(t) \rangle$. In the following, we assume the tunnelling matrix elements V_η to be real (any phase of V_η can be gauged away by substituting $\Delta_\eta \rightarrow \Delta_\eta \exp(-2i \arg V_\eta)$). The Green's function $\mathbf{G}^<_{\text{D},\eta k}$ is related to the full dot Green's functions and the lead Green's functions by a Dyson equation in Keldysh formalism: $\mathbf{G}^<_{\text{D},\eta k}(\omega) = \mathbf{G}^{\text{R}}(\omega) \mathbf{V}_\eta^\dagger \mathbf{g}_{\eta k}^<(\omega) + \mathbf{G}^<(\omega) \mathbf{V}_\eta^\dagger \mathbf{g}_{\eta k}^{\text{A}}(\omega)$, where $\mathbf{G}^{\text{R}(<)}$ is the retarded (lesser) dot Green's function, and $\mathbf{g}_{\eta k}^{\text{A}(<)}$ the lead advanced (lesser) Green's function. Using this relation and assuming energy-independent tunnel rates Γ_η , we obtain for the current $J_\eta = J_{1\eta} + J_{2\eta}$ with

$$J_{1\eta} = \frac{e}{\hbar} \int \frac{d\omega}{2\pi} \Gamma_\eta D_\eta(\omega) \text{Im} \left\{ \text{Tr} \left[\tau_3 \left[\mathbf{1} - \frac{\Delta_\eta}{\omega - \mu_\eta} \right] \left(2\mathbf{G}^{\text{R}}(\omega) f_\eta(\omega) + \mathbf{G}^<(\omega) \right) \right] \right\}, \quad (2)$$

$$J_{2\eta} = \frac{e}{\hbar} \int \frac{d\omega}{2\pi} \Gamma_\eta S_\eta(\omega) \text{Re} \left\{ \text{Tr} \left[\tau_3 \frac{\Delta_\eta}{|\Delta_\eta|} \mathbf{G}^<(\omega) \right] \right\}, \quad (3)$$

where $\Delta_\eta = \begin{pmatrix} 0 & \Delta_\eta \\ \Delta_\eta^* & 0 \end{pmatrix}$, and $f_\eta(\omega) = [1 + \exp(\omega - \mu_\eta)/(k_B T)]^{-1}$ is the Fermi function, with T being the temperature and k_B the Boltzmann constant. The dot Green's functions $(\mathbf{G}^<_{\text{D}}(\omega))_{m,n}$ and $(\mathbf{G}^{\text{R}}_{\text{D}}(\omega))_{m,n}$ are defined as the Fourier transforms

‡ Note that $[H_\eta, N_\eta] \neq 0$ but $\langle [H_\eta, N_\eta] \rangle = 0$ for $\eta = \text{S}_{\text{L,R}}$.

of $i\langle\phi_n^\dagger(0)\phi_m(t)\rangle$ and $-i\theta(t)\langle\{\phi_m(t),\phi_n^\dagger(0)\}\rangle$, respectively. The two weighting functions $D_\eta(\omega)$ and $S_\eta(\omega)$ are given by

$$D_\eta(\omega) = \frac{|\omega - \mu_\eta|}{\sqrt{(\omega - \mu_\eta)^2 - |\Delta_\eta|^2}} \theta(|\omega - \mu_\eta| - |\Delta_\eta|)$$

$$S_\eta(\omega) = \frac{|\Delta_\eta|}{\sqrt{|\Delta_\eta|^2 - (\omega - \mu_\eta)^2}} \theta(|\Delta_\eta| - |\omega - \mu_\eta|).$$

The terms $J_{1\eta}$ and $J_{2\eta}$ involve excitation energies ω above and below the superconducting gap, respectively. For $\eta = \text{N}$, only the part of $J_{1\eta}$ that involves normal (diagonal) components of the Green's functions contributes, and the current reduces to the result presented in [29]. For superconducting leads, this part describes quasiparticle transport that is independent of the superconducting phase difference. The other part of $J_{1\eta}$ involves anomalous (off-diagonal) components of the Green's functions and is, in general, phase dependent. The contribution to the Josephson current stemming from this term is the dominant one in the regime considered in [13, 14, 15]. The excitation energies above the gap are only accessible either for transport voltages exceeding the gap or by including higher-order tunnelling, involving virtual states with quasiparticles in the leads, and, therefore, $J_{1\eta}$ vanishes for large $|\Delta_\eta|$. In this case $J_{2\eta}$, that involves only anomalous Green's functions with excitation energies below the gap, dominates transport. It is, in general, phase dependent, and describes both Josephson as well as Andreev tunnelling.

In the following we consider the limit $|\Delta_\eta| \rightarrow \infty$, where the current simplifies to

$$J_\eta = \frac{2e}{\hbar} \Gamma_\eta |\langle d_\downarrow d_\uparrow \rangle| \sin(\Psi - \Phi_\eta), \quad (4)$$

with Φ_η being the phase of Δ_η and $\langle d_\downarrow d_\uparrow \rangle = |\langle d_\downarrow d_\uparrow \rangle| \exp(i\Psi)$ the pair amplitude of the dot that has to be determined in the presence of Coulomb interaction, coupling to all (normal and superconducting) leads and in non-equilibrium due to finite bias voltage.

We now consider a symmetric three-terminal setup with $\Gamma_{\text{SL}} = \Gamma_{\text{SR}} = \Gamma_{\text{S}}$, $\Delta_{\text{SL}} = |\Delta| \exp(i\Phi/2)$ and $\Delta_{\text{SR}} = |\Delta| \exp(-i\Phi/2)$, and $\mu_{\text{SL}} = \mu_{\text{SR}} = 0$. The quantities of interest are the the current that flows between the two superconductors (Josephson current) $J_{\text{jos}} = (J_{\text{SL}} - J_{\text{SR}})/2$ and the current in the normal lead (Andreev current) $J_{\text{and}} = J_{\text{N}} = -(J_{\text{SL}} + J_{\text{SR}})$.

Furthermore, we focus on the limit of weak tunnel coupling, $\Gamma_{\text{S}} < k_{\text{B}}T$. In this regime, an Josephson current through the dot in equilibrium would be suppressed even in the absence of Coulomb interaction, $U = 0$, since the influence of the superconductors on the quantum-dot spectrum could not be resolved for the resonance condition $\epsilon \approx 0$. This can, e.g., be seen in the exactly-solvable limit of $U = 0$ together with $\Gamma_{\text{N}} = 0$, where the Josephson current is $J_{\text{jos}} = (e/2\hbar)\Gamma_{\text{S}}^2 \sin(\Phi) [f(-\epsilon_{\text{A}}(\Phi)) - f(\epsilon_{\text{A}}(\Phi))]/\epsilon_{\text{A}}(\Phi)$ with $\epsilon_{\text{A}}(\Phi) = \sqrt{\epsilon^2 + \Gamma_{\text{S}}^2 \cos^2(\Phi/2)}$. This provides an additional motivation to look for a *non-equilibrium* mechanism to proximize the quantum dot.

4. Kinetic equations for quantum-dot degrees of freedom

The Hilbert space of the dot is four dimensional: the dot can be empty, singly occupied with spin up or down, or doubly occupied, denoted by $|\chi\rangle \in \{|0\rangle, |\uparrow\rangle, |\downarrow\rangle, |D\rangle \equiv d_\uparrow^\dagger d_\downarrow^\dagger |0\rangle\}$, with energies $E_0, E_\uparrow = E_\downarrow, E_D$. For convenience we define the detuning as $\delta = E_D - E_0 = 2\epsilon + U$. The dot dynamics is fully described by its reduced density matrix ρ_D , with matrix elements $P_{\chi_2}^{\chi_1} \equiv (\rho_D)_{\chi_2\chi_1}$. The dot pair amplitude $\langle d_\downarrow d_\uparrow \rangle$ is given by the off-diagonal matrix element P_D^0 . The time evolution of the reduced density matrix is described by the kinetic equations

$$\frac{d}{dt} P_{\chi_2}^{\chi_1}(t) + \frac{i}{\hbar} (E_{\chi_1} - E_{\chi_2}) P_{\chi_2}^{\chi_1}(t) = \sum_{\chi'_1, \chi'_2} \int_{t_0}^t dt' W_{\chi_2\chi'_2}^{\chi_1\chi'_1}(t, t') P_{\chi'_2}^{\chi'_1}(t'). \quad (5)$$

We define the generalized transition rates by $W_{\chi_2\chi'_2}^{\chi_1\chi'_1} \equiv \int_{-\infty}^t dt' W_{\chi_2\chi'_2}^{\chi_1\chi'_1}(t, t')$, which are the only quantities to be evaluated in the stationary limit. Together with the normalization condition $\sum_\chi P_\chi = 1$, (5) determines the matrix elements of ρ_D . Furthermore, in (5) we retain only linear terms in the tunnel strengths Γ_η and the detuning δ . Hence, we calculate the rates $W_{\chi_2\chi'_2}^{\chi_1\chi'_1}$ to the lowest (first) order in Γ_η for $\delta = 0$. This is justified in the transport regime $\Gamma_S, \Gamma_N, \delta < k_B T$.

The rates are evaluated by means of a real-time diagrammatic technique [30], that we generalize to include superconducting leads. This technique provides a convenient tool to perform a systematic perturbation expansion of the transport properties in powers of the tunnel-coupling strength. In the following, we concentrate on transport processes to first order in tunnelling (a generalization to higher orders is straightforward). This includes the transfer of charges through the tunnelling barriers as well as energy-renormalization terms that give rise to nontrivial dynamics of the quantum-dot degrees of freedom.

We find for the (first-order) diagonal rates $W_{\chi_1\chi_2} \equiv W_{\chi_1\chi_2}^{\chi_1\chi_2}$ the expressions $W_{\sigma 0} = \Gamma_N f_N(-U/2)$; $W_{0\sigma} = \Gamma_N [1 - f_N(-U/2)]$; $W_{D\sigma} = \Gamma_N f_N(U/2)$; $W_{\sigma D} = \Gamma_N [1 - f_N(U/2)]$. The N lead also contributes to the rates $W_{00}^{DD} = (W_{DD}^{00})^* = -\Gamma_N [1 + f_N(-U/2) - f_N(U/2) + iB]$ where $B = \frac{1}{\pi} \text{Re} \left[\psi \left(\frac{1}{2} + i \frac{U/2 - \mu_N}{2\pi k_B T} \right) - \psi \left(\frac{1}{2} + i \frac{-U/2 - \mu_N}{2\pi k_B T} \right) \right]$, with μ_N being the chemical potential of the normal lead and $\psi(z)$ the Digamma function. Notice that B vanishes when $\mu_N = 0$ or $U = 0$. The superconducting leads do not enter here due to the gap in the quasi-particle density of states. These leads, though, contribute to the off-diagonal rates $W_{0D}^{00} = W_{0D}^{DD} = (W_{00}^{0D})^* = (W_{DD}^{0D})^* = -W_{00}^{D0} = -W_{DD}^{D0} = -(W_{D0}^{00})^* = -(W_{D0}^{DD})^* = -i\Gamma_S \cos(\Phi/2)$.

For an intuitive representation of the system dynamics we define, in analogy to [31], a dot isospin by

$$I_x = \frac{P_0^D + P_D^0}{2}; \quad I_y = i \frac{P_0^D - P_D^0}{2}; \quad I_z = \frac{P_D - P_0}{2}. \quad (6)$$

From (5), we find that in the stationary limit the isospin dynamics can be separated into three parts, $0 = d\mathbf{I}/dt = (d\mathbf{I}/dt)_{\text{acc}} + (d\mathbf{I}/dt)_{\text{rel}} + (d\mathbf{I}/dt)_{\text{rot}}$, with

$$\hbar \left(\frac{d\mathbf{I}}{dt} \right)_{\text{acc}} = -\frac{\Gamma_{\text{N}}}{2} [1 - f_{\text{N}}(-U/2) - f_{\text{N}}(U/2)] \hat{\mathbf{e}}_z \quad (7)$$

$$\hbar \left(\frac{d\mathbf{I}}{dt} \right)_{\text{rel}} = -\Gamma_{\text{N}} [1 + f_{\text{N}}(-U/2) - f_{\text{N}}(U/2)] \mathbf{I} \quad (8)$$

$$\hbar \left(\frac{d\mathbf{I}}{dt} \right)_{\text{rot}} = \mathbf{I} \times \mathbf{B}_{\text{eff}} \quad (9)$$

where $\hat{\mathbf{e}}_z$ is the z -direction and $\mathbf{B}_{\text{eff}} = \{2\Gamma_{\text{S}} \cos(\Phi/2), 0, -\Gamma_{\text{N}}B - 2\epsilon - U\}$ is an effective magnetic field in the isospin space. The accumulation term (7) builds up a finite isospin, while the relaxation term (8) decreases it. Finally, (9) describes a rotation of the isospin direction.

5. Non-equilibrium Josephson current

In the isospin language the current in the superconducting leads is

$$J_{\text{S,L,R}} = \frac{2e}{\hbar} \Gamma_{\text{S}} [I_y \cos(\Phi/2) \pm I_x \sin(\Phi/2)], \quad (10)$$

where the upper(lower) sign refers to the left(right) superconducting lead. The I_y component contributes to the Andreev current, while I_x is responsible for the Josephson current. To obtain subgap transport, we first need to build up a finite isospin component along the z -direction, i.e. we need a population imbalance between the empty and doubly occupied dot [(this is generated by the accumulation term in (7)]; second, we need a finite \mathbf{B}_{eff} which rotates the isospin so that it acquires an inplane component. In order to have a finite Josephson current ($I_x \neq 0$), we need the z -component, $-\Gamma_{\text{N}}B - 2\epsilon - U$, of the effective magnetic field producing the rotation to be non zero.

The Josephson current and the Andreev current read

$$J_{\text{jos}} = -\frac{e\Gamma_{\text{S}}}{\hbar} \frac{[2\epsilon + U + \Gamma_{\text{N}}B]\Gamma_{\text{S}} \sin(\Phi)}{|\mathbf{B}_{\text{eff}}|^2 + \Gamma_{\text{N}}^2 [1 + f_{\text{N}}(-U/2) - f_{\text{N}}(U/2)]^2} \times \frac{1 - f_{\text{N}}(-U/2) - f_{\text{N}}(U/2)}{1 + f_{\text{N}}(-U/2) - f_{\text{N}}(U/2)} \quad (11)$$

$$J_{\text{and}} = \frac{e\Gamma_{\text{S}}}{\hbar} \frac{2\Gamma_{\text{N}}\Gamma_{\text{S}} [1 + \cos(\Phi)]}{|\mathbf{B}_{\text{eff}}|^2 + \Gamma_{\text{N}}^2 [1 + f_{\text{N}}(-U/2) - f_{\text{N}}(U/2)]^2} \times [1 - f_{\text{N}}(-U/2) - f_{\text{N}}(U/2)]. \quad (12)$$

These results take into account only first-order tunnel processes, i.e. the rates $W_{\chi_2\chi_2'}^{\chi_1\chi_1'}$ are computed to first order in Γ_{η} . The factor $[1 - f_{\text{N}}(-U/2) - f_{\text{N}}(U/2)]$ ensures that no finite dot-pair amplitude can be established if the chemical potential of the normal lead, μ_{N} , is inside the interval $[-U/2, U/2]$ by at least $k_{\text{B}}T$. In this situation both the Josephson and the Andreev currents vanish. On the other hand, this factor takes the value -1 if $\mu_{\text{N}} > U/2$ and the value $+1$ if $\mu_{\text{N}} < -U/2$. Hence, the sign of the Josephson current can be reversed by the applied voltage (voltage driven π -transition).

The considerations above establish the importance of the non-equilibrium voltage to induce and control proximity effect in the interacting quantum dot. In figure 2 we show in a density plot (a) J_{jos} and (b) J_{and} for $\Phi = \pi/2$ as a function of the voltage μ_N and the level position ϵ . Both the control of proximity effect by the chemical potential μ_N and the voltage driven π -transition are clearly visible. If the detuning is too large, $|\delta + \Gamma_N B| > \sqrt{\Gamma_N^2 + 4\Gamma_S^2 \cos^2(\Phi/2)}$, it becomes difficult to build a superposition of the states $|0\rangle$ and $|D\rangle$, which is necessary to establish proximity. As a consequence, the Josephson and the Andreev current are algebraically suppressed by δ^{-1} and δ^{-2} , respectively. Figure 3 shows the Josephson current as a function of $\delta = 2\epsilon + U$. The fact that the Josephson current is non zero for $\delta = 0$ is due to the term $\Gamma_N B$, i.e. of the interaction induced contribution to the z -component of the effective field \mathbf{B}_{eff} acting on the isospin. The term $|B|$ has a maximum at $\mu_N = U/2$, which causes this effect to be more pronounced at the onset of transport. The fact that the value of the Josephson current varies on a scale smaller than temperature indicates its nonequilibrium nature.

A π -transition of the Josephson current can also be achieved by changing the sign of $\delta + \Gamma_N B$, as shown in figure 4 where J_{jos} is plotted as a function of the phase difference Φ for different values of the level position. Notice that the current for $\delta = 0$ ($\epsilon = -U/2$) is different from zero only due to the presence of the term $\Gamma_N B$ acting on the isospin.

6. Conclusion

In conclusion, we have studied non-equilibrium proximity effect in an interacting single-level quantum dot weakly coupled to two superconducting and one normal lead. We propose a new mechanism for a Josephson coupling between the leads that is qualitatively different from earlier proposals based on higher-order tunnelling processes via virtual states. Our proposal relies on generating a finite *non-equilibrium* pair amplitude on the dot by applying a bias voltage between normal and superconducting leads. The charging energy of the quantum dot defines a *threshold bias voltage* above which the non-equilibrium proximity effect allows for a Josephson current carried by *first-order* tunnelling processes, that is *not suppressed* in the limit of a large superconducting gap. Both the *magnitude* and the *sign* of the Josephson current are sensitive to the energy difference between empty and doubly-occupied dot. A π -*transition* can be driven by either bias or gate voltage. In addition to defining a threshold bias voltage, the charging energy induces many-body correlations that affect the dot's pair amplitude, visible in a *bias-voltage-dependent shift* of the π -transition as a function of the gate voltage.

Acknowledgments

We would like to thank W. Belzig, R. Fazio, A. Shnirman, and A. Volkov for useful discussions. M.G. and J.K. acknowledge the hospitality of Massey University, Palmerston North, and of the CAS Oslo, respectively.

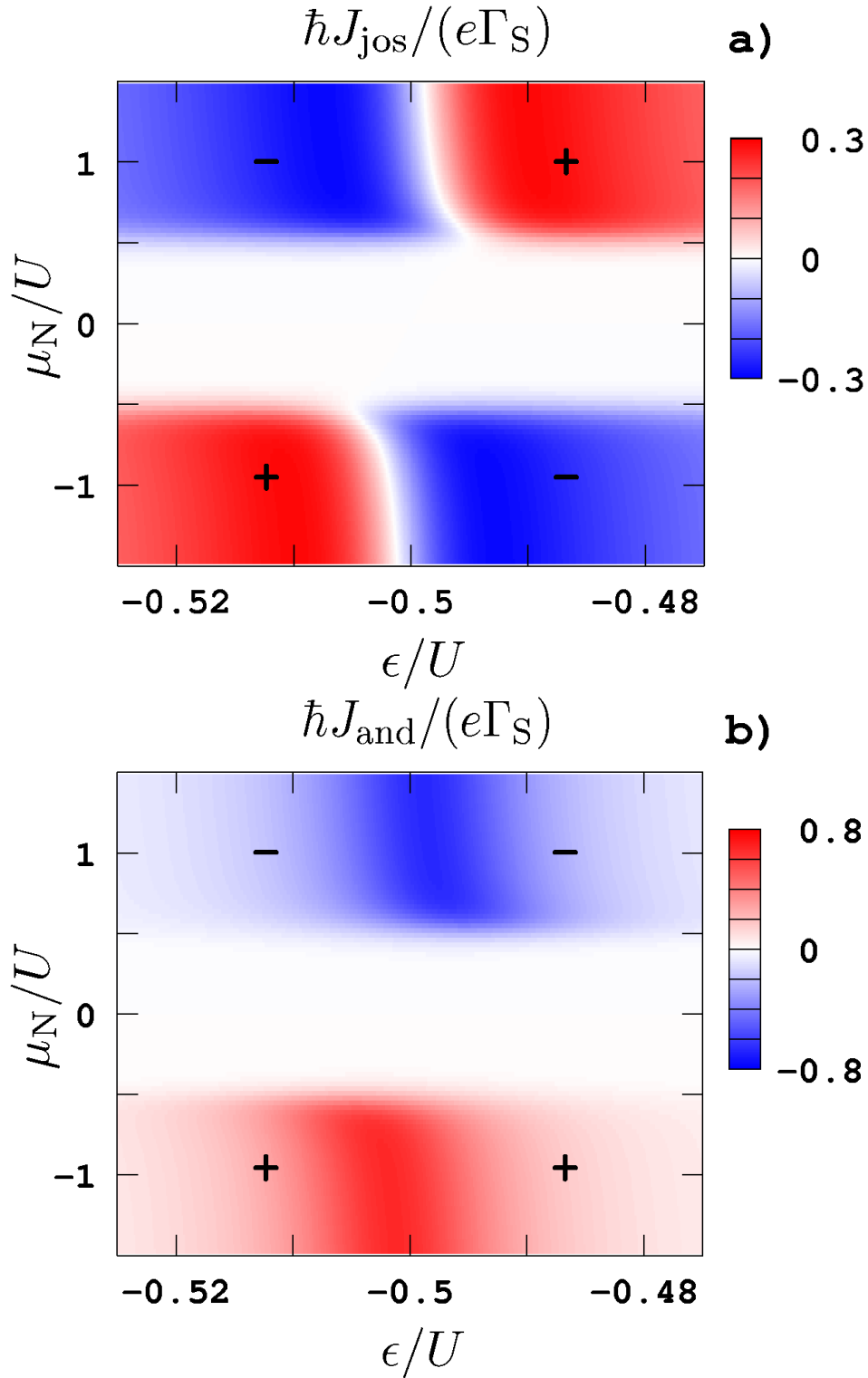


Figure 2. Density plot of the a) Josephson and b) Andreev current, for fixed superconducting-phase difference $\Phi = \pi/2$, as a function of the dot-level position ϵ and of the chemical potential of the normal lead μ_N . The symbols \pm refer to the sign of the current. The other parameters are $\Gamma_S = \Gamma_N = 0.01U$, and $k_B T = 0.05U$.

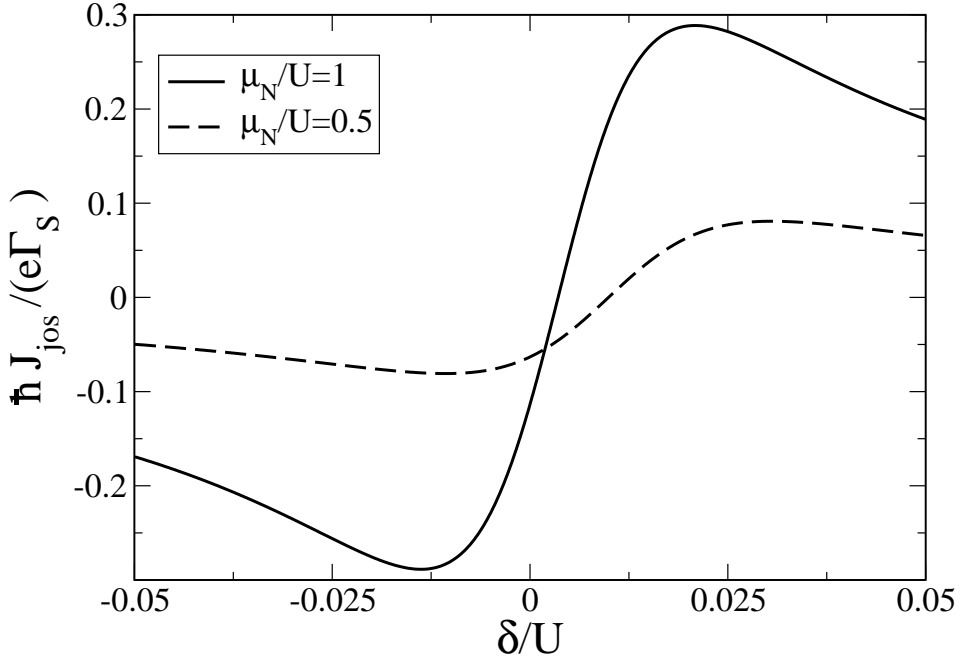


Figure 3. Josephson current, for fixed superconducting-phase difference $\Phi = \pi/2$, as a function of the detuning $\delta = E_D - E_0 = 2\epsilon + U$ for different values of the chemical potential. The other parameters are $\Gamma_S = \Gamma_N = 0.01U$ and $k_B T = 0.05U$.

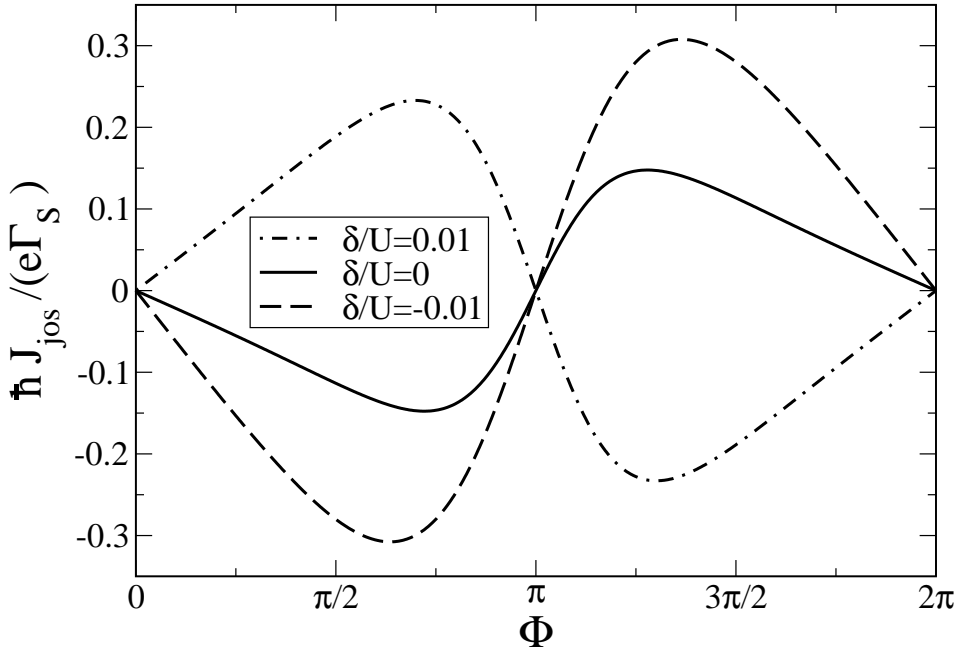


Figure 4. Josephson current as a function of the superconducting-phase difference Φ for different values of the detuning. The other parameters are $\Gamma_S = \Gamma_N = 0.01U$, $\mu_N = U$, and $k_B T = 0.05U$.

References

- [1] Baselmans J J A, Morpurgo A F, van Wees B J and Klapwijk T M 1999 *Nature* **397** 43
- [2] Volkov A F *Phys. Rev. Lett.* 1995 **74** 4730
- [3] Wilhelm F K, Schön G and Zaikin A D 1998 *Phys. Rev. Lett.* **81** 1682
- [4] Yip S-K 1998 *Phys. Rev. B* **58** 5803
- [5] Giazotto F, Heikkilä T T, Taddei F, Fazio R, Pekola J P and Beltram F 2004 *Phys. Rev. Lett.* **92** 137001
- [6] Fazio R and Raimondi R 1999 *Phys. Rev. Lett.* **80** 2913; Fazio R and Raimondi R 1999 *Phys. Rev. Lett.* **82** 4950
- [7] Kang K 1998 *Phys. Rev. B* **58** 9641
- [8] Schwab P and Raimondi R 1999 *Phys. Rev. B* **59** 1637
- [9] Clerk A A, Ambegaokar V and Hershfield S 2000 *Phys. Rev. B* **61** 3555
- [10] Shapira S, Linfield E H, Lambert C J, Seviour R, Volkov A F and Zaitsev A V 2000 *Phys. Rev. Lett.* **84** 159
- [11] Cuevas J C, Levy Yeyati A and Martín-Rodero A 2001 *Phys. Rev. B* **63** 094515
- [12] Beenakker C W J and van Houten H 1992 *Single-Electron Tunneling and Mesoscopic Devices*(Berlin: edited by H. Koch and H. Lübbig, Springer) p 175–179
- [13] Glazman L I and Matveev K A 1989 *JETP Lett.* **49** 659
- [14] Spivak B I and Kivelson S A 1991 *Phys. Rev. B* **43** 3740
- [15] Rozhkov A V, Arovas D P and Guinea F 2001 *Phys. Rev. B* **64** 233301
- [16] Clerk A A and Ambegaokar V 2000 *Phys. Rev. B* **61** 9109
- [17] Avishai Y, Golub A and Zaikin A D 2003 *Phys. Rev. B* **67** 041301
- [18] Sellier G, Kopp T, Kroha J and Barash Y S 2005 *Phys. Rev. B* **72** 174502
- [19] López R, Choi M-S and Aguado R 2007 *Phys. Rev. B* **75** 045132
- [20] Levy Yeyati A, Cuevas J C, López-Dávalos A and Martín-Rodero A 1997 *Phys. Rev. B* **55** R6137
- [21] Johansson G, Bratus E N, Shumeiko V S and Wendin G 1999 *Phys. Rev. B* **60** 1382
- [22] Ishizaka S, Sone J and Ando T 1995 *Phys. Rev. B* **52** 8358
- [23] Choi M-S, Lee M and Belzig W 2004 *Phys. Rev. B* **70** 020502(R)
- [24] Siano F and Egger R 2004 *Phys. Rev. Lett.* **93** 047002
- [25] Vecino E, Martín-Rodero A and Levy Yeyati A 2003 *Phys. Rev. B* **68** 035105
- [26] Choi M-S, Bruder C and Loss D 2000 *Phys. Rev. B* **62** 13569
- [27] Buitelaar M R, Nussbaumer T and Schönenberger C 2002 *Phys. Rev. Lett.* **89** 256801; Cleuziou J-P, Wernsdorfer W, Bouchiat V, Ondarçuhu T, and Monthieux M 2006 *Nature Nanotechnology* **1** 53; Jarillo-Herrero P, van Dam J A and Kouwenhoven L P 2006 *Nature* **439** 953; Jørgensen H I, Grove-Rasmussen K, Novotný T, Flensberg K and Lindelof P E 2006 *Phys. Rev. Lett.* **96** 207003
- [28] van Dam J A, Nazarov Y V, Bakkers E P A M, De Franceschi S and Kouwenhoven L P 2006 *Nature* **442** 667; Sand-Jespersen T, Paaske J, Andersen B M, Grove-Rasmussen K, Jørgensen H I, Aagesen M, Sørensen C, Lindelof P E, Flensberg K and Nygård J *Preprint cond-mat/0703264*
- [29] Meir Y and Wingreen N S 1992 *Phys. Rev. Lett.* **68** 2512
- [30] König J, Schoeller H and Schön G 1996 *Phys. Rev. Lett.* **76** 1715; König J, Schmid J, Schoeller H and Schön G 1996 *Phys. Rev. B* **54** 16820
- [31] Braun M, König J and Martinek J 2004 *Phys. Rev. B* **70** 195345