

A Single Atom Transistor in a 1D Optical Lattice

A. Micheli,^{1,2} A. J. Daley,^{1,2} D. Jaksch,³ and P. Zoller^{1,2}

¹*Institute for Quantum Optics and Quantum Information of the Austrian Academy of Sciences, A-6020 Innsbruck, Austria*

²*Institute for Theoretical Physics, University of Innsbruck, A-6020 Innsbruck, Austria*

³*Clarendon Laboratory, University of Oxford, Parks Road, Oxford OX1 3PU, U.K.*

(Dated: June 3, 2004)

We propose a scheme utilising a quantum interference phenomenon to switch the transport of atoms in a 1D optical lattice through a site containing an impurity atom. The impurity represents a qubit which in one spin state is transparent to the probe atoms, but in the other acts as a single atom mirror. This allows a single-shot quantum non-demolition measurement of the qubit spin.

PACS numbers: 03.75.Lm, 42.50.-p, 03.67.Lx

Coupling of a spin 1/2 system to Bosonic and Fermionic modes is one of the fundamental building blocks of quantum optics and solid state physics. Motivated by the recent progress with cold atoms in 1D [1], we consider a spin 1/2 atomic impurity which is used to switch the transport of either a 1D Bose-Einstein Condensate (BEC) or a 1D degenerate Fermi gas initially situated to one side of the impurity. In one spin state the impurity is transparent to the probe atoms, whilst in the other it acts as single atom mirror, prohibiting transport via a quantum interference mechanism reminiscent of electromagnetically induced transparency (EIT) [2] (Fig. 1a). Observation of the atomic current passing the impurity can then be used as a quantum non-demolition (QND) measurement [3] of its internal state, which can be seen to encode a qubit, $|\psi_q\rangle = \alpha|\uparrow\rangle + \beta|\downarrow\rangle$. If a macroscopic number of atoms pass the impurity, then the system will be in a macroscopic superposition, $|\Psi(t)\rangle = \alpha|\uparrow\rangle|\phi_\uparrow(t)\rangle + \beta|\downarrow\rangle|\phi_\downarrow(t)\rangle$, which can form the basis for a single shot readout of the qubit spin. Here, $|\phi_\sigma(t)\rangle$ denotes the state of the probe atoms after evolution to time t , given that the qubit is in state σ (Fig. 1a). In view of the analogy between state amplification via this type of blocking mechanism and readout with single electron transistors (SET) used in solid state systems [4], we refer to this setup as a Single Atom Transistor (SAT).

We propose the implementation of a SAT using cold atoms in 1D optical lattices [5, 6, 7, 8]. We consider probe atoms b to be loaded in the lattice to the left of a site containing the impurity atom, which is trapped by a separate (e.g., spin-dependent [8]) potential (Fig. 1b). The passage of b atoms past the impurity q is then governed by the spin-dependent effective collisional interaction $H_{\text{int}} = \sum_\sigma U_{\text{eff},\sigma} \hat{b}_0^\dagger \hat{q}_\sigma^\dagger \hat{q}_\sigma \hat{b}_0$. By making use of a quantum interference mechanism, we engineer complete blocking (effectively $U_{\text{eff}} \rightarrow \infty$) for one spin state and complete transmission ($U_{\text{eff}} \rightarrow 0$) for the other. Below we first consider the detailed scattering processes involved in the transport of a single particle through the SAT, and then generalise this to interacting many-particle systems including a 1D Tonks gas.

The quantum interference mechanism needed to engi-

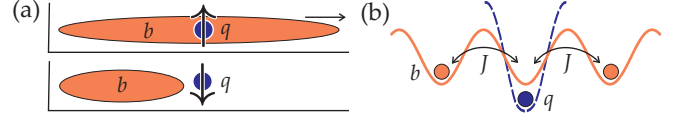


FIG. 1: (a) A spin 1/2 impurity used as a switch: in one spin state it is transparent to the probe atoms, but in the other it acts as a single atom mirror. (b) Implementation of the SAT as a separately trapped impurity q with probe atoms b in an optical lattice.

neer U_{eff} can be produced using an optical or magnetic Feshbach resonance [9]. For the optical case a Raman laser drives a transition on the impurity site, 0, from the atomic state $\hat{b}_0^\dagger \hat{q}_\sigma^\dagger |\text{vac}\rangle$ via an off-resonant excited molecular state to a bound molecular state back in the lowest electronic manifold $\hat{m}_\sigma^\dagger |\text{vac}\rangle$ (Fig. 2a). We denote the effective two-photon Rabi frequency and detuning by Ω_σ and Δ_σ respectively. The Hamiltonian for our system is then given ($\hbar \equiv 1$) by $\hat{H} = \hat{H}_b + \hat{H}_0$, with

$$\begin{aligned} \hat{H}_b &= -J \sum_{\langle ij \rangle} \hat{b}_i^\dagger \hat{b}_j + \frac{1}{2} U_{bb} \sum_j \hat{b}_j^\dagger \hat{b}_j (\hat{b}_j^\dagger \hat{b}_j - 1) \\ \hat{H}_0 &= \sum_\sigma \left[\Omega_\sigma (\hat{m}_\sigma^\dagger \hat{q}_\sigma \hat{b}_0 + \text{h.c.}) - \Delta_\sigma \hat{m}_\sigma^\dagger \hat{m}_\sigma \right] \\ &\quad + \sum_\sigma \left[U_{qb,\sigma} \hat{b}_0^\dagger \hat{q}_\sigma^\dagger \hat{q}_\sigma \hat{b}_0 + U_{bm,\sigma} \hat{b}_0^\dagger \hat{m}_\sigma^\dagger \hat{m}_\sigma \hat{b}_0 \right], \quad (1) \end{aligned}$$

where the operators \hat{b} obey the standard commutation (anti-commutation) relations for Bosons (Fermions). H_b gives a Hubbard Hamiltonian for the b atoms with tunnelling matrix elements J giving rise to a single Bloch band with dispersion relation $\varepsilon(k) = -2J \cos ka$ (a is the lattice spacing), and collisional interactions (which are non-zero only for Bosons) given by $U_{bb} = 4\pi\hbar^2 a_{bb} \int d^3\mathbf{x} |w_j(\mathbf{x})|^4 / m_b$, where $w_j(\mathbf{x})$ is the Wannier-function for a particle localized on site j , a_{bb} is the scattering length for b atoms and m_b is their mass. H_0 describes the additional dynamics due to the impurity on site 0, where atoms b and q are converted to a molecular state with effective Rabi frequency Ω_σ and detuning Δ_σ ,

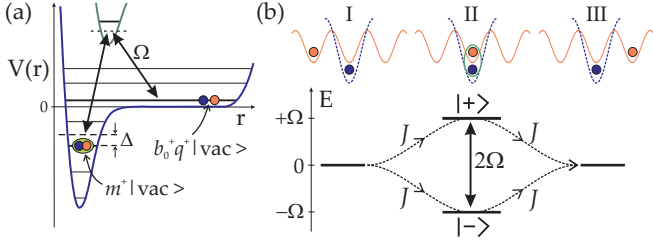


FIG. 2: (a) The optical Feshbach setup couples the atomic state $\hat{b}_0^\dagger \hat{q}_\sigma^\dagger |\text{vac}\rangle$ (in a particular motional state quantised by the trap) to a molecular bound state of the Born-Oppenheimer potential, $m_\sigma^\dagger |\text{vac}\rangle$, with effective Rabi frequency Ω_σ and detuning Δ_σ . (b) A single atom passes the impurity (I \rightarrow III) via the two dressed states (II), $|+\rangle = \hat{b}_0^\dagger \hat{q}_\sigma^\dagger |\text{vac}\rangle + m_\sigma^\dagger |\text{vac}\rangle$ and $|-\rangle = \hat{b}_0^\dagger \hat{q}_\sigma^\dagger |\text{vac}\rangle - m_\sigma^\dagger |\text{vac}\rangle$. Quantum interference between the paths gives rise to an effective tunnelling rate $J_{\text{eff},\sigma}$.

and the last two terms describe background interactions, $U_{\alpha\beta,\sigma}$ for two particles $\alpha, \beta \in \{q_\sigma, b, m\}$, which are typically weak. This model is valid for $U_{\alpha\beta}, J, \Omega, \Delta \ll \omega$, where ω is the energy separation between Bloch bands. Because the dynamics for the two spin channels q_σ can be treated independently, in the following we will consider a single spin channel, and drop the subscript σ .

For off-resonant laser driving ($\Omega \ll |\Delta|$), the Feshbach resonance enhances the interaction between b and q atoms, giving the familiar result $U_{\text{eff}} = U_{qb} + \Omega^2/\Delta$. However, for resonant driving ($\Delta = 0$) the physical mechanism changes, and the effective tunnelling J_{eff} of an atom b past the impurity (Fig. 2b, I \rightarrow III) is blocked by quantum interference. On the impurity site, laser driving mixes the states $\hat{b}_0^\dagger \hat{q}^\dagger |\text{vac}\rangle$ and $m^\dagger |\text{vac}\rangle$, forming two dressed states with energies $\varepsilon_\pm = (U_{qb})/2 \pm (U_{qb}^2/4 + \Omega^2)^{1/2}$ (Fig. 2b, II). The two resulting paths for a particle of energy ε destructively interfere so that for large $\Omega \gg J$ and $U_{qb} = 0$, $J_{\text{eff}} = -J^2/(\varepsilon + \Omega) - J^2/(\varepsilon - \Omega) \rightarrow 0$. This is analogous to the interference effect underlying EIT [2], and is equivalent to having an effective interaction $U_{\text{eff}} \rightarrow \infty$. In addition, if we choose $\Delta = -\Omega^2/U_{qb}$, the paths constructively interfere, screening the background interactions to produce perfect transmission ($U_{\text{eff}} \rightarrow 0$).

For a more detailed analysis, we solve the Lippmann-Schwinger equation exactly for scattering from the impurity of an atom b with incident momentum $k > 0$ in the lowest Bloch-band. The resulting forwards and backwards scattering amplitudes, $f^{(\pm)}(k)$ respectively, are

$$f^{(\pm)}(k) = \left[1 + \left(\frac{iaU_{\text{eff}}(k)}{v(k)} \right)^{\pm 1} \right]^{-1}, \quad (2)$$

where the energy dependent interaction $U_{\text{eff}} = U_{qb} + \Omega^2/(\varepsilon(k) - \Delta)$ and the phase-velocity $v(k) = \partial\varepsilon/\partial k = 2Ja \sin ka$. The corresponding transmission probabilities, $T(k) = |f^{(+)}(k)|^2$, are plotted in Fig. 3a as a func-

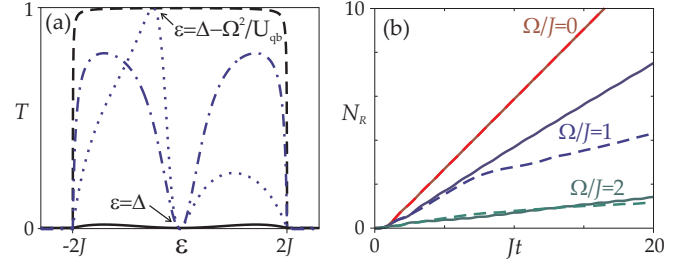


FIG. 3: (a) SAT transmission coefficients $T \equiv |f^{(+)}|^2$ for a particle b as a function of its energy $\varepsilon(k)$ for $\Omega/J = 4, \Delta = 0, U_{qb}/J = 0$ (solid line), $\Omega/J = 8, \Delta/J = 4, U_{qb}/J = 2$ (dashed line), $\Omega/J = 1, \Delta = 0, U_{qb}/J = 2$ (dotted), and $\Omega/J = 1, \Delta = 0, U_{qb}/J = 0$ (dash-dot). (b) The number of particles to the right of the impurity, $N_R(t)$, from exact numerical calculations for Bosons in the limit $U_{bb}/J \rightarrow \infty$ (dashed lines) and Fermions (solid lines) in a 1D Mott Insulator state with $n = 1$, for $\Delta = 0, \Omega/J = 0, 1, 2$.

tion of $\varepsilon(k)$ for various Ω and Δ . For intermediate $\Omega \sim J$, these are Fano-profiles with complete reflection at $\varepsilon(k) = \Delta$ and complete transmission at $\varepsilon(k) = \Delta - \Omega^2/U_{qb}$. The SAT thus acts as an energy filter, which is widely tunable via the laser strength and detuning used in the optical Feshbach setup. For $\Omega > 4J$, T is approximately independent of k , and we recover the previous result, i.e., that transport can be completely blocked or permitted by appropriate selection of Δ . Note that this mechanism survives the generalisation to a multi-band Hubbard model, where higher energy Bloch bands are included in the calculation, and is resistant to loss process, which are discussed below.

We now consider the full many-body dynamics of N probe atoms b initially prepared in the ground state in a trap (box) of M lattice sites on the left side of the impurity q . We are then interested in the expectation value of the steady state coherent current $\hat{I} = d\hat{N}_R/dt$ (where $\hat{N}_R = \sum_{j>0} \hat{b}_j^\dagger \hat{b}_j$ is the number of particles on the right side of the impurity, see Fig. 3b), which depends on the laser parameters, the filling factor, $n = N/M$, and, for Bosons, the interaction strength, U_{bb} . We first consider the case of a dilute or noninteracting gas, before treating both interacting Bosons, and non-interacting Fermions with arbitrary n .

For a dilute noninteracting Bose quasi-condensate ($n \ll 1, U_{bb} = 0$), or for any very dilute gas, (where the momentum distribution is very narrow), the behaviour is very similar to that of a single particle. If the gas is quickly accelerated to a finite momentum k , e.g., by briefly tilting the lattice, then the atoms will coherently tunnel through the impurity according to the scattering amplitudes $f^{(\pm)}(k)$. The resulting current $I \propto N |f^{(+)}(k)|^2 v(k)$, where n is the initial filling factor on the left of the impurity, and $v(k)$ is the velocity of a Bloch-wave with momentum k .

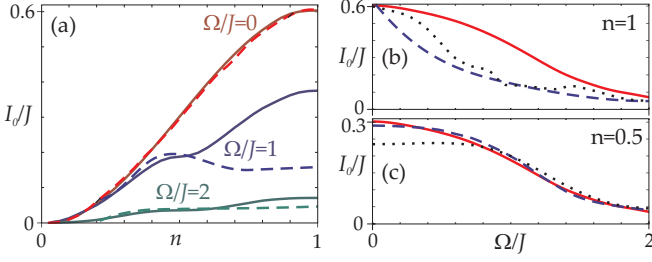


FIG. 4: (a) The steady state current of b atoms through the impurity as function of the initial filling factor n for $\Delta = 0$ and $\Omega/J = 0, 1, 2$. The solid lines show the analytic result I_0 for Fermions, whereas the dashed lines show the exact numerical result for hard-core Bosons with $U_{bb}/J \rightarrow \infty$. For $\Omega = 0$ these results are indistinguishable. (b, c) The steady state current as function of the Rabi-frequency Ω/J on resonance $\Delta = 0$ for (b) unit filling and (c) half filling. The solid lines show the analytic result for Fermions, whereas the dashed (dotted) lines give numerical results for Bosons with $U_{bb}/J = 20$ (4).

For a Fermi gas the equations of motion are linear and may be solved exactly provided $U_{bm} = U_{qb}$. Scattering from the impurity then occurs independently for each particle in the initial Fermi sea, with scattering amplitudes $f^{(\pm)}(k)$ for $k \leq k_F$, where the Fermi momentum $k_F = \pi n$. After a short transient period, on the order of the inverse tunnelling rate $1/J$, the system establishes a roughly constant flux of particles through the impurity (Fig. 3b), with a time-averaged current for resonant driving $\Delta = 0$ given by

$$I_0 = \frac{1}{\pi a} \int_{-2J}^{-2J+\varepsilon_F} d\varepsilon f(\varepsilon) T(\varepsilon) v(\varepsilon) \quad (3)$$

$$= \frac{J}{\pi} \left[V - \frac{G_+ \arctan \frac{VG_-}{G_+^2 - V} - G_- \operatorname{arctanh} \frac{VG_+}{G_-^2 + V}}{\frac{G_+^2 + G_-^2}{G_+ G_-}} \right],$$

where ε_F is the Fermi Energy in the initial state, $f(\varepsilon)$ is the density of states per site (on the left of the impurity), $2G_{\pm}^2 \equiv (1 + \Omega^4/4J^4)^{1/2} \pm 1$ and $V \equiv \varepsilon_F/2J = \sin^2(n\pi/2)$.

For a Tonks gas of strongly interacting Bosons ($U_{bb}/J \gg 1$ with $n \leq 1$) we expect to observe similar behaviour to that observed for Fermions. In this limit, double occupation of a site can be neglected, and the behaviour can be mapped onto Fermionic particles via a Jordan-Wigner transformation [10]. The Hamiltonian is then the same up to a nonlinear phase factor $\Omega \rightarrow \Omega(-1)^{\hat{N}_R}$, which essentially causes Ω to change sign when a particle passes the impurity. The contribution of this phase factor should be small for weak coupling, $\Omega \ll J$, and also for strong coupling, where no particles will tunnel through the impurity, i.e., $N_R \simeq 0$.

For the general case of many Bosons we perform exact numerical integration of the time dependent Schrödinger equation for the Hamiltonian (1) using Vidal's algorithm

for “slightly entangled quantum states” [11]. This algorithm selects adaptively a decimated Hilbert space on which a state is represented, by retaining at each time step only those basis states that carry the greatest weight in Schmidt decompositions taken from bipartite splittings of the system between each two lattice sites. A sufficiently large decimated Hilbert space is then selected so that the results of the simulations are essentially exact. For each set of parameters we first prepared the initial state via an imaginary time evolution which found the ground state for atoms in a box trap on the left of the impurity. Then, considering initially a single impurity atom q on the site 0 and unoccupied sites to the right of that site, we calculated the time evolution of the system until it had reached a quasi-steady state behaviour. These simulations allowed us to obtain the behavior for finite repulsion U_{bb} , and also to test the effects of the nonlinear phase factor $(-1)^{\hat{N}_R}$ for strongly interacting Bosons, $U_{bb} \rightarrow \infty$.

In Fig. 3b we plot the number of particles on the right of the impurity $N_R(t)$ for Fermions and for Bosons with $U_{bb}/J \rightarrow \infty$, starting from a Mott Insulator (MI) state with $n = 1$, for $\Delta = 0$, $\Omega/J = 0, 1, 2$. For $\Omega = 0$ the results for Bosons and Fermions are identical, whilst for $\Omega/J = 1, 2$, we observe an initial period for the Bosons in which the current is similar to that for the Fermionic systems, after which the Bosons settle into a steady state with a significantly smaller current. The initial transient period for the Bosons incorporates the settling to steady state of firstly the molecule dynamics, and secondly the momentum distribution on the right of the impurity. These transients are suppressed if Ω is ramped slowly to its final value from a large value $\Omega > 4J$.

The dependence of the steady state current on the initial filling factor n is depicted in Fig. 4a for resonant driving with $\Omega/J = 0, 1, 2$. For $\Omega = U_{qb} = U_{bm} = 0$, the current $I_0 = 2J \sin^2(n\pi/2)/\pi$ is identical for Fermions and hard-core Bosons ($U_{bb} \rightarrow \infty$), as we expect from the exact correspondence given in this limit by the Jordan-Wigner transformation. For Fermions with weak, resonant laser driving, the main features of the Fano profile (Fig. 3a) are observed in correspondence with the integral in (3). For example, a plateau in $I_0(n)$ is observed near $n = \arccos(-\Delta/2J)/\pi = 1/2$, as the Fermi Energy is raised past $\varepsilon \sim \Delta = 0$, which corresponds to the zero of the transmission probability $T(\varepsilon)$. Good agreement is also observed with the result for Bosons in this limit with $n < 1/2$, whilst for larger n Bosons are blocked better, with a factor of 2–3 in the steady state currents.

The enhanced blocking for Bosons is also seen in Fig. 4b, where we plot the steady state current as a function of Ω for resonant driving and $n = 1$. It is clear from these figures together that this difference is a feature of the parameter regime $n > 1/2$, $\Omega \sim J$, which can be linked directly to phase factor of $(-1)^{\hat{N}_R}$ that arises in the Jordan-Wigner transformation. As Ω is in-

creased and fewer particles pass the impurity, the results for Fermions and Bosons again converge as expected. For small Ω there are small differences between Bosons with finite $U_{bb}/J = 4$ and ($U_{bb}/J \rightarrow \infty$), with the currents always lower than the equivalent fermionic current, owing largely to the smaller mean squared momentum in the initial state. For large driving, $\Omega \gg 4J$ the basic interference process is extremely efficient for both Bosons and Fermions, and we observe complete blocking or transmission of the current by quantum interference for the appropriate choice of Δ .

In Fig. 5 we investigate the time evolution of 30 hard-core Bosons ($U_{bb} \rightarrow \infty$) in an initial MI state, which are released through a SAT which is switched at $t = 0$. For $\Omega = 0$, we see that as the gas expands the momentum distribution becomes peaked as a quasi-condensate is formed with $k = \pi/2a$, which consists of a coherent superposition of particles propagating to the right and holes propagating to the left as the MI state melts [6]. This mode grows outwards from the edge of the initial distribution, and contains at its peak $\sim \sqrt{N}$ particles, as is expected for such dynamically formed quasi-condensates in a 1D lattice [12]. In contrast, for $\Omega/J = 0.5$, the momentum distribution is broader, and the quasi-condensate mode contains many fewer particles. The mode also consists of distinct branches, holes in the melting MI propagating to the left and particles to the right, which are initially coherent, but become decoupled at $t \sim 12/J$. For larger Ω this behaviour becomes more pronounced, and for $\Omega > 4J$, the MI state essentially remains unchanged.

The melting of a MI in this way can be used as the basis for a convenient single-shot measurement of the spin state of q . If q is in a superposition of spin states, only one of which will permit transport of the b atoms, then after some propagation time, the system will be in a macroscopic superposition of distinct quantum phases (MI and quasi-condensates). These are distinguishable because if the b atoms are released from the lattice, the quasi-condensate will produce an interference pattern, whereas the MI state will not. The visibility of the resulting pattern can thus be used to measure the qubit spin.

A remarkable feature of the SAT is its resistance to both two- and three-body loss processes induced by the optical Feshbach resonance on the impurity site. Spontaneous emissions from the off-resonant excited molecular state amount to a two-body loss process at a rate $\sim \gamma_{2B}$ in the states $|+\rangle$ and $|-\rangle$. These small rates are further suppressed in the blocking regime $J, \gamma_{2B} \ll \Omega$, with the resulting decoherence rate $\gamma_{\text{dec}} \propto J^2 \gamma_{2B} n / \Omega^2$, with n the mean site occupation of the b atoms. Collisions of atoms b with molecules m [13] are strongly suppressed in the Tonks gas regime, as well as for Fermions. For a weakly interacting Bose gas the corresponding three-body loss rate, γ_{3B} , is again strongly suppressed in the blocking regime ($J, \gamma_{3B} \ll \Omega$) with $\gamma_{\text{dec}} \propto J^4 \gamma_{3B} n^2 / \Omega^4$.

Parallels may be drawn between the SAT and other

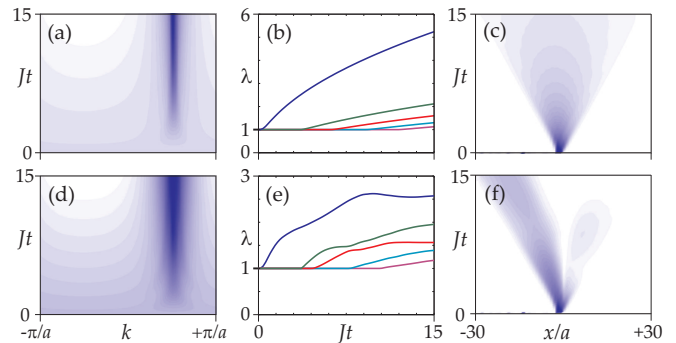


FIG. 5: Exact numerical results showing the propagation of $N = 30$ hard-core Bosons in an initial MI state ($n = 1$) through a SAT with (a-c) $\Omega = 0$ and (d-f) $\Omega = 0.5J$, with $\Delta = U_{qb} = U_{bm} = 0$. The plot shows (a,d) the momentum distribution, (b,e) the five largest eigenvalues, λ_m , of the single particle density matrix, $\langle \hat{b}_i^\dagger \hat{b}_j \rangle$ and (c,f) the spatial density of the largest eigenmode (the quasi-condensate) as a function of time. Darker colours represent higher values.

systems coupled to fermionic and bosonic modes. These include the QND-readout of a single photon in cavity-quantum electrodynamics [14], electron counting statistics [15], and the transport of electrons past impurities such as quantum dots [16] (although there particles are normally initially present on both sides of the impurity). However, the long decoherence times for atoms in optical lattices imply coherent transport over longer timescales than is observed in these other systems, which are inherently dissipative. In addition, blocking and/or energy filtering by one or more SATs could be applied as tools in the study of Bose and Fermi gases in a 1D lattice.

Work in Innsbruck is supported by EU Networks and the Institute for Quantum Information. DJ is supported by the IRC on quantum information processing.

-
- [1] T. Stöferle *et al.*, Phys. Rev. Lett. **92**, 130403 (2004); B. Paredes *et al.*, Nature **429**, 277 (2004).
 - [2] M. Lukin, Rev. Mod. Phys. **75**, 457 (2003).
 - [3] V. B. Braginsky and F. Y. Khalili, *Quantum Measurement*, (Cambridge University Press, UK, 1992).
 - [4] See, for example, G. Johansson *et al.*, cond-mat/0210163.
 - [5] D. Jaksch *et al.*, Phys. Rev. Lett. **81**, 3108 (1998).
 - [6] D. Jaksch *et al.*, Phys. Rev. Lett. **89**, 040402 (2002).
 - [7] M. Greiner, O. Mandel, T. W. Hänsch and I. Bloch, Nature **415**, 39 (2002); M. Greiner *et al.*, *ibid* **419** 51 (2002).
 - [8] O. Mandel *et al.*, Phys. Rev. Lett. **91**, 010407 (2003).
 - [9] E. L. Bolda, E. Tiesinga, and P. S. Julienne, Phys. Rev. A **66**, 013403 (2002); For an optical Feshbach resonance, see M. Theis *et al.*, cond-mat/0404514.
 - [10] See, for example, S. Sachdev, *Quantum Phase Transitions*, (Cambridge University Press, UK, 1999).
 - [11] G. Vidal, Phys. Rev. Lett. **91**, 147902 (2003).
 - [12] M. Rigol and A. Muramatsu, cond-mat/0403387.

- [13] D. Petrov, cond-mat/0404036.
- [14] G. Nogues *et al.*, Nature **400**, 239 (1999).
- [15] L. S. Levitov, in *Quantum Noise in Mesoscopic Physics*, Ed. Y. V. Nazarov (Kluwer Academic Publishers, 2002).
- [16] See, for example, M. A. Cazalilla and J. B. Marston, Phys. Rev. Lett.**88**, 256403 (2002).