

# Entanglement Creation Using Quantum Interrogation

A. Gilchrist,<sup>1,\*</sup> A. G. White,<sup>1</sup> and W. J. Munro<sup>2</sup>

<sup>1</sup>*Department of Physics, University of Queensland, QLD 4072, Brisbane, Australia.*

<sup>2</sup>*Hewlett-Packard Laboratories, Filton Road, Stoke Gifford, Bristol, BS34 8QZ, United Kingdom.*

(Dated: March 31, 2022)

We present some applications of high efficiency quantum interrogation (“interaction free measurement”) for the creation of entangled states of separate atoms and of separate photons. The quantum interrogation of a quantum object in a superposition of object-in and object-out leaves the object and probe in an entangled state. The probe can then be further entangled with other objects in subsequent quantum interrogations. By then projecting out those cases where the probe is left in a particular final state, the quantum objects can themselves be left in various entangled states. In this way we show how to generate two-, three-, and higher qubit entanglement between atoms and between photons. The effect of finite efficiency for the quantum interrogation is delineated for the various schemes.

PACS numbers: 03.65.Ta, 42.50.Ct, 03.67.-a

## I. INTRODUCTION

Quantum Information processing is currently receiving considerable attention [1, 2], with significant effort focussed on finding applications. Known applications include quantum computation [3, 4], quantum communication [5], quantum cryptography [6, 7, 8, 9], quantum teleportation [10, 11, 12], quantum dense coding [13] and high precision measurements [14, 15]. At the heart of many of these applications is entanglement, which is generally thought to be one of the key resources required in quantum information processing. The characterisation of entangled states and entanglement is a challenging problem and a considerable theoretical effort has been invested in characterising entanglement in a variety of physical situations [15, 16, 17, 18, 19, 20, 21, 22, 23, 24]. Likewise there has been considerable experimental effort in developing techniques for creating highly entangled resources (e.g entangled photons [25] or ions [26]), including the ability to produce arbitrary entangled states [27, 28].

In this paper we propose several schemes using quantum interrogation (QI) to generate entanglement between the states of separate particles, expanding on a suggestion in reference [29]. The technique of quantum interrogation (also known as “interaction free measurement”) has its roots in “negative results” measurements originally discussed by Renninger [30], and later by Dicke [31] who analyzed the change in an atom’s wave-function by the *non-scattering* of a photon from it. In 1993 Elitzur and Vaidman (EV) proposed a particularly dramatic version where a photon was used to ascertain the presence of a light sensitive bomb without the bomb exploding, hence seemingly without interacting with it [32]. The EV scheme works with at best an efficiency of 50%, i.e. at most 50% of the measurements are “interaction

free”. High efficiency schemes making use of the quantum Zeno effect [33] were proposed by Kwiat *et al.* [34] and achieved an efficiency of 74%. An alternative scheme using high finesse resonators was introduced by [35] and achieved a comparable efficiency. The above figures take into account other losses that we will not consider, so to avoid confusion we will characterize our figures of merit against the number of cycles in a QI.

Consider an idealized high-efficiency quantum interrogation scheme, of the type presented in [34], in the limit of perfect efficiency. We shall take the absorbing object to be a quantum device that can be in one of two states:  $|0\rangle_a$  representing object-out, i.e. a completely transparent object; and  $|1\rangle_a$  representing object-in, i.e. a completely absorbing object. We shall probe the state of the object using a photon which can be in one of the two states  $|0\rangle_p$  or  $|1\rangle_p$  which can be represented schematically as two ports to the device as in figure 1(a). The two states of the photon could be, for example, different polarization states as in figure 1(b) (figure taken from Kwiat *et al.* [34]) or different spatial modes.

Quantum interrogation functions in the following way: with the object out a probing photon initially in state  $|0\rangle_p$  or  $|1\rangle_p$  remains unchanged and exits the device in the same state [as in figure 1(b) with the addition of a 90 deg polarization rotation at the end]. With the absorbing object in state  $|1\rangle_a$  (object-in) then a photon initially in state  $|0\rangle_p$  will evolve to state  $|1\rangle_p$  without changing the state of the object (an “interaction free measurement”). If we probe the object with a photon initially in state  $|1\rangle_p$  the photon will certainly get absorbed by the object — this event was dramatized as a bomb exploding in the EV scheme.

With this representation the behavior of the quantum interrogation is tantalizingly close to the operation of a

---

\*Electronic address: alexei@physics.uq.edu.au

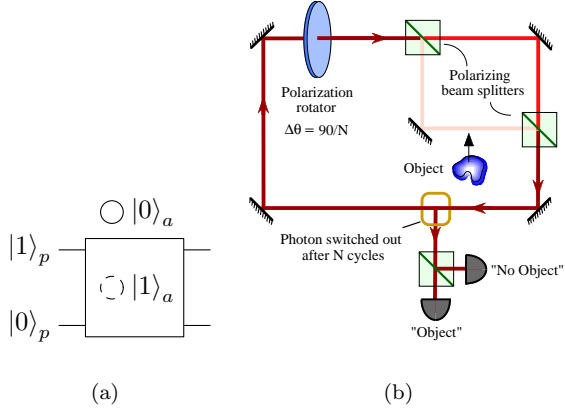


FIG. 1: (a) An idealized quantum interrogation and the labeling of logical qubits.  $|0\rangle_p$  and  $|1\rangle_p$  are the logical states of the probe particle and  $|0\rangle_a$  and  $|1\rangle_a$  are the logical states of the object. (b) An optical implementation of high-efficiency quantum interrogation. The probe particle is a photon for which horizontal and vertical polarization represent the target qubit state and the presence or absence of an absorbing object represents the control qubit state.

CNOT gate. That is we have the mapping  $Q$ :

$$Q: \begin{array}{l} |00\rangle \rightarrow |00\rangle \\ |01\rangle \rightarrow |01\rangle \\ |10\rangle \rightarrow |11\rangle \\ |11\rangle \rightarrow |boom!\rangle \end{array} \quad (1)$$

where the first mode represents the state of the object and the second the state of the photon. We could equally have flipped the interpretation of the two ports so that with the object in we would have  $|11\rangle \rightarrow |10\rangle$  and  $|10\rangle \rightarrow |boom!\rangle$ , we shall represent this alternative map as  $Q_r$ . It should be noted that since only a single combination of the terms in the map (1) fails, if we can detect the failure event (detecting the bomb exploding) then we could in principle recreate the appropriate state. We shall, however, assume that this is not possible for the purposes of this paper.

Despite not having access to the full logic table for a CNOT, the device proves remarkably useful as can be seen from some of the quantum circuits that can be constructed using it depicted in figure 2. There are three principal obstructions to performing these ideal circuits:

1. The effect of finite efficiency in the quantum interrogation scheme.
2. The potential inability to switch the rôles of the control and target. For instance, it is much easier to have an interferometer using photons (the target) and a suitable atom as the quantum object (the control), than to have an atom interferometer repeatedly probing the state of a single photon.

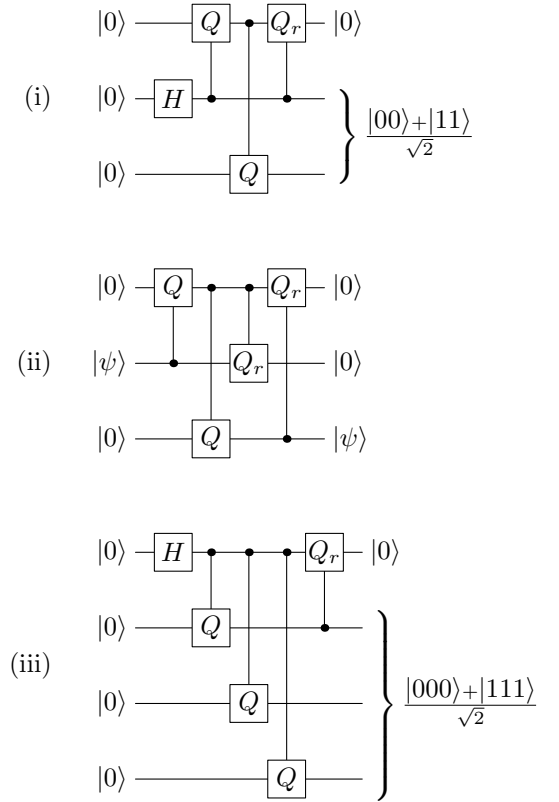


FIG. 2: Several quantum circuits constructed using a perfect efficiency quantum interrogation measurement,  $Q$ , and,  $Q_r$ , which are explained in the text.  $H$  is a Hadamard gate. Circuit (i) creates Bell states. Circuit (ii) is a quantum bus, which swaps a qubit from one channel to another. Circuit (iii) creates a GHZ state.

3. The effect of a semi-transparent object, for instance see reference [36, 37].

In this paper we shall examine the first two issues and leave the third for a subsequent work. In the schemes that follow we shall restrict ourselves to using the state of some atom as the control qubit and the state of a photon as the target qubit. In section II we present a simple model of a quantum interrogation measurement of a specific quantum object. In section III we propose three conditional schemes to generate Bell,  $W$ , and GHZ type entanglement in the state of two and three atoms using photons as mediators. In section IV we propose using an atom to generate Bell and GHZ type entanglement between separate photons.

## II. THE MODEL

We can represent the quantum interrogation apparatus as a series of  $N$  Mach-Zender interferometers laid end on end as in figure 3 where it is understood that the absorbing object labelled  $\hat{A}$  in the figure is the same object each

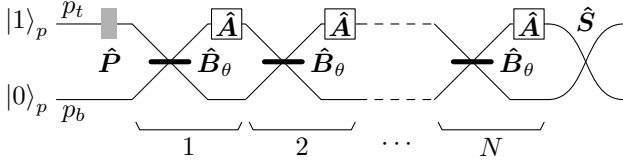


FIG. 3: Schematic representation of a high-efficiency quantum interrogation. A single photon probes the state of an atom  $\hat{A}$ , through repeated passes through a Mach-Zender interferometer. The flow of time is to the right. Note that there is an initial  $180^\circ$  phase shift  $\hat{P}$  applied to the top arm, and a final interchange of the modes in order to achieve a more convenient logic structure.

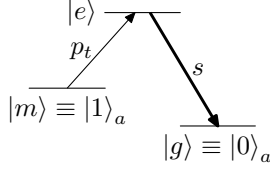


FIG. 4: Model of the interaction with the atom and the labeling of the logical basis. The levels  $|m\rangle$ ,  $|e\rangle$  and  $|g\rangle$  are meta-stable, excited and ground states respectively. A photon in the top mode of the quantum interrogation ( $p_t$ ) can induce a coherent evolution between states  $|m\rangle$  and  $|e\rangle$ . State  $|e\rangle$  experiences rapid decay to the ground state, releasing a scattered photon  $s$ .

time. This is equivalent to the experimental arrangement in figure 1(b). We shall label the light modes above and below the beam splitters as modes  $p_t$  and  $p_b$  respectively. Thus a photon in the top mode ( $|1\rangle_{p_t}|0\rangle_{p_b}$ ) will be used to code a logical  $|1\rangle_p$  for the photon qubit, and a photon in the bottom mode ( $|0\rangle_{p_t}|1\rangle_{p_b}$ ) will code a logical  $|0\rangle_p$  for the photon qubit.

We shall take as our model of the absorbing object a three level atom, similar to that introduced in [38], depicted in figure 4. The atom can start in a meta-stable state  $|m\rangle$ , from which it will absorb a photon from mode  $p_t$  with unit efficiency. After absorbing a photon the atom immediately decays from the excited state  $|e\rangle$  to the ground state  $|g\rangle$  which is far off-resonance from the meta-stable state. We are able to neglect the re-absorption of the emitted photon so this forms an essentially irreversible process. We can then label the meta-stable state as our logical  $|1\rangle_a$  (object-in) for the atom qubit. The atom in its ground state is transparent to the  $p_t$  photons, and so we can label the ground state as our logical  $|0\rangle_a$  (object-out) for the atom qubit. Note that filtering off the higher frequency scattered photons removes the problems of forward scattering [37].

In what follows the atom is always considered to be the control qubit and the photon the target qubit and we shall always write them in that order. We shall use the subscripts  $p$  and  $a$  to denote photon and atom only

if necessary.

The effects of the atom and beam splitters on the modes (in the logical basis) are then:

$$\hat{A} : \begin{aligned} |1\rangle_a|0\rangle_p &\rightarrow |1\rangle_a|0\rangle_p \\ |1\rangle_a|1\rangle_p &\rightarrow |0\rangle_a|s\rangle_p \end{aligned} \quad (2)$$

$$\hat{B}_\theta : \begin{aligned} |0\rangle_p &\rightarrow \cos\theta|0\rangle_p + \sin\theta|1\rangle_p \\ |1\rangle_p &\rightarrow \cos\theta|1\rangle_p - \sin\theta|0\rangle_p \end{aligned} \quad (3)$$

where the reflectivity  $R = \cos^2\theta$ , and  $|s\rangle_p$  represents a scattered photon. Note that a photon being absorbed and scattered by the atom removes the system from the logical basis (there will be no photon in either  $p_t$  or  $p_b$ ) and in writing the state  $|s\rangle$  we are using a convenient shorthand to denote this event.

After  $N$  cycles within the quantum interrogation, with the atom and photon initially in state  $|\phi_0\rangle$ , we will evolve to the state,

$$|\phi_N\rangle = \hat{S}\hat{A}_N\hat{B}\hat{A}_{N-1}\dots\hat{B}\hat{P}|\phi_0\rangle, \quad (4)$$

where  $\hat{P}$  is a  $180^\circ$  phase shift and  $\hat{S}$  represents the final swap of the modes — these operations are done to achieve a “nice” logic structure.

With the atom in state  $|0\rangle_a$  (object-out) after  $N$ -cycles we have:

$$|0\rangle_p \rightarrow \cos(N\theta)|1\rangle_p + \sin(N\theta)|0\rangle_p \quad (5)$$

$$|1\rangle_p \rightarrow -\cos(N\theta)|0\rangle_p + \sin(N\theta)|1\rangle_p \quad (6)$$

We choose  $\theta = \pi/2N$  so that  $|0\rangle_p \rightarrow |0\rangle_p$  and similarly  $|1\rangle_p \rightarrow |1\rangle_p$ .

Now consider the atom initially in the state  $|1\rangle_a$  (object-in), After  $N$  cycles equation (4) yields

$$|1\rangle_a|0\rangle_p \rightarrow \cos^N\theta|11\rangle + \sin\theta \sum_{j=0}^{N-1} \cos^j\theta|0s_j\rangle \quad (7)$$

$$|1\rangle_a|1\rangle_p \rightarrow \sin\theta \cos^{N-1}\theta|11\rangle - \cos\theta|0s'\rangle + \sin^2\theta \sum_{j=0}^{N-2} \cos^j\theta|0s_j\rangle \quad (8)$$

where we have dropped the subscripts for the kets on the right.

In the limit that  $N \rightarrow \infty$  then all the terms with a  $\sin\theta$  disappear and equations (5)–(8) show the logic given in (1).

### III. ATOM ENTANGLEMENT PREPARATION

In this section we present schemes for generating several types of entangled states between atoms of the type described in section II using photons as a mediating particle. These schemes allow the entanglement of separated atoms without ever bringing them into direct interaction

with each other. All the schemes are non-deterministic in that they will work only a certain percentage of the time, when a specific result is obtained upon measuring the photon. This is a limitation that is common to many entanglement generation schemes. There is an added advantage in using a conditioned scheme in our case. Detecting the final state of the photon in either  $|0\rangle_p$  (photon in mode  $p_b$ ) or in  $|1\rangle_p$  (photon in mode  $p_t$ ) means we condition out those cases where the atom absorbs a photon since the photon will be removed from both modes of the interferometer. This guarantees that we generate a pure, entangled, state.

To characterize the success of a scheme in generating a particular entangled state we shall use the Fidelity[41]  $F$  which is simply

$$F = |\langle \psi_{\text{desired}} | \psi_{\text{actual}} \rangle| \quad (9)$$

and the tangle  $\tau$ , which is the square of the concurrence [17] from which the entanglement of formation can be calculated. For a mixed state  $\rho$  of two qubits, the concurrence  $C$  is given by

$$C = \max(\lambda_1 - \lambda_2 - \lambda_3 - \lambda_4, 0) \quad (10)$$

where the  $\lambda_i$  are the square roots of the eigenvalues, in decreasing order, of  $\rho \tilde{\rho} = \rho \sigma_y^A \otimes \sigma_y^B \rho^* \sigma_y^A \otimes \sigma_y^B$  and  $\rho^*$  denotes the complex conjugation of  $\rho$  in the computational basis  $\{|00\rangle, |01\rangle, |10\rangle, |11\rangle\}$ .

The tangle is valid for two qubits; for three qubits in a pure state we will use the 3-tangle [39] which gives the purely three way entanglement of the system:

$$\tau_3 = \tau_{A(BC)} - \tau_{AB} - \tau_{AC} \quad (11)$$

and can be understood loosely to embody the amount of entanglement of qubit  $A$  with qubits  $B$  and  $C$  over and above the amount of entanglement of qubit  $A$  with  $B$  and of  $A$  with  $C$ .

Consider the scheme depicted in figure 5. Two atoms are initially placed into a superposition state. A photon makes a QI of the first atom, and is then used to make another QI of the second atom, where upon it's measured in the state  $|0\rangle_p$  (i.e. exiting in mode  $p_b$  of the last QI). In the limit of high efficiency QI, the two atoms will be left in a maximally entangled Bell state.

If initially we let the atoms be in arbitrary superposition states, i.e. we have

$$|\psi_0\rangle = (\alpha_1|0\rangle_{a_1} + \beta_1|1\rangle_{a_1})(\alpha_2|0\rangle_{a_2} + \beta_2|1\rangle_{a_2})|0\rangle_p \quad (12)$$

then after  $N$  cycles within each QI, the final state of the system *conditioned* on a successful measurement of the state  $|0\rangle_p$  is

$$|\psi_N\rangle = \mathcal{N}\{\alpha_1\alpha_2|00\rangle + \beta_1\beta_2c^{2N}|11\rangle + sc^{N-1}\alpha_1\beta_2|01\rangle\} \quad (13)$$

where  $c = \cos\theta$ ,  $s = \sin\theta$ ; and the normalization  $\mathcal{N}$  is determined by the requirement that  $\langle \psi_N | \psi_N \rangle = 1$  after the state is conditioned on a successful measurement.

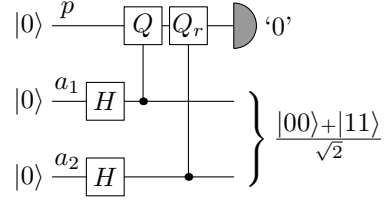


FIG. 5: Non-deterministic generation of the Bell state  $(|00\rangle + |11\rangle)/\sqrt{2}$ . Two atoms are initially prepared in superposition states by Hadamard transformations. A photon is then used to probe each atom in turn using quantum interrogation. In the sub-ensemble of cases where the final state of the photon is measured to be  $|0\rangle_p$  (mode  $p_t$ ) the atoms have been left in the required Bell state.

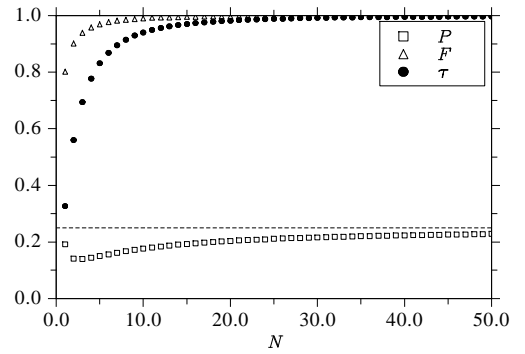


FIG. 6: The conditional generation of a Bell state, following the scheme in figure 5. Plotted as a function of the number cycles  $N$  through each QI is (i) the probability of successful operation  $P$ , which has a limiting value of  $1/4$  (dashed line), (ii) the Fidelity against the desired Bell state  $F$ , and (iii) the tangle  $\tau$  of the output state.

In figure 6 we plot the probability of successful operation  $P$ , the fidelity  $F$  and the tangle  $\tau$  against the number of cycles in each QI for generating the Bell state  $(|00\rangle + |11\rangle)/\sqrt{2}$ , with  $\alpha_{1,2} = \beta_{1,2} = 1/\sqrt{2}$ .

We can access the other Bell states  $[(|01\rangle \pm |10\rangle)/\sqrt{2}]$  by either swapping the second quantum interrogation from  $Q$  to  $Q_r$  and conditioning on the detection of  $|1\rangle_p$ , which amounts to swapping the ports of one of the quantum interrogations; or by using local operations on the final state. We can therefore tune our device to produce a desired type of entanglement.

We can extend the technique to three atoms, and generate an entangled three-qubit state. We will present two schemes to generate two types of three-qubit entanglement, which are inequivalent under local operations and classical communication (LOCC) [40].

Firstly we will examine the scheme in figure 7 for generating the  $W$  entangled state,  $|W\rangle = (|001\rangle + |010\rangle + |100\rangle)/\sqrt{3}$ . With three atoms initially in superpositions,

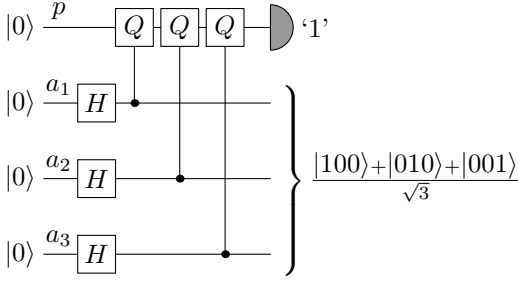


FIG. 7: A non-deterministic preparation of the  $W$ -state using an auxiliary mode. Atoms initially prepared in superposition states are probed in turn using QI. In the cases where the final state of the photon is  $|1\rangle_p$  the atoms have been left in a  $W$  entangled state.

the photon probes each atom in turn with a QI before being detected in the state  $|1\rangle_p$ .

The  $|W\rangle$  state has only pair-wise entanglement, so we plot the tangle between pairs of qubits in figure 8, together with the probability of success and the fidelity. For an ideal  $|W\rangle$  state the tangle between pairs of qubits is  $\tau = 4/9$ .

If each atom starts in an arbitrary superposition of  $\alpha_j|0\rangle_{a_j} + \beta_j|1\rangle_{a_j}$  where  $j$  indexes the atoms, then after  $N$  cycles in each QI following the scheme in figure 7, we obtain

$$|\psi_N\rangle = \mathcal{N}\{c^N(\beta_1\alpha_2\alpha_3|100\rangle + \alpha_1\beta_2\alpha_3|010\rangle + \alpha_1\alpha_2\beta_3|001\rangle) \\ sc^{2N-1}(\beta_1\beta_2\alpha_3|110\rangle + \beta_1\alpha_2\beta_3|101\rangle + \alpha_1\beta_2\beta_3|011\rangle) \\ + s^2c^{3N-2}\beta_1\beta_2\beta_3|111\rangle\} \quad (14)$$

In figure 8 are plotted various performance parameters against  $N$  for generating the  $|W\rangle$  state starting with a symmetric superposition in each atom.

As before we can access other  $W$ -states either by changing a  $Q$  to a  $Q_r$  and conditioning on a  $|1\rangle_p$ , or by using local operations on the final state. By extending the circuit in figure 7 in the obvious way to more modes we can create higher order  $W$ -states such as  $(|1000\rangle + |0100\rangle + |0010\rangle + |0001\rangle)/2$ .

Finally we can use this technique to induce a GHZ state in three separated atoms by using two auxiliary photons as depicted in figure 9. Here, with the atoms prepared in superposition states, the first photon probes atoms one and two in turn, and the second photon probes atoms two and three in turn, before both photons are detected in the joint state  $|00\rangle_{p_1p_2}$ .

With the atoms each initially in the arbitrary superposition states  $\alpha_j|0\rangle_{a_j} + \beta_j|1\rangle_{a_j}$  where  $j$  indexes the atoms, then after  $N$  cycles in each QI we get

$$|\psi_N\rangle = \mathcal{N}\{\alpha_1\alpha_2\alpha_3|000\rangle + c^{4N}\beta_1\beta_2\beta_3|111\rangle \\ + sc^{N-1}\alpha_1\alpha_2\beta_3|001\rangle + sc^{3N-1}\alpha_1\beta_2\beta_3|011\rangle\}$$

In figure 10 we characterize the success of generating the state  $(|000\rangle + |111\rangle)/\sqrt{2}$  with the three-way tangle  $\tau_3$ , and

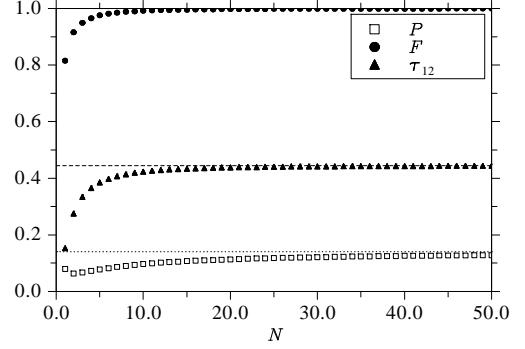


FIG. 8: The conditional generation of a  $W$ -state following the scheme in figure 7. Plotted as a function of the number cycles  $N$  through each QI is (i) the probability of successful operation  $P$ , with a limiting value of  $9/64$  shown as a dotted line; (ii) the Fidelity against the target  $W$ -state  $F$ ; (iii) the tangle between pairs of qubits  $\tau$  (all pairs have equal tangle), the theoretical limiting value of  $4/9$  is shown as a dashed line.

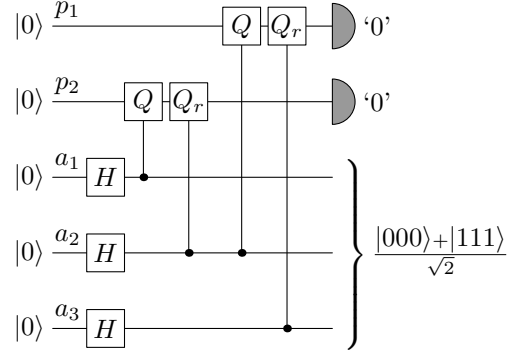


FIG. 9: A non-deterministic preparation of the GHZ state using two auxiliary modes. After three atoms have been prepared in superposition states, a photon probes atoms  $a_1$  and  $a_2$  using QI. Another photon probes atoms  $a_2$  and  $a_3$  also using QI. In the cases where the final state of both photons is  $|00\rangle_{p_1p_2}$  the atoms are left in the GHZ state shown.

the fidelity  $F$ , for atoms initially in equal superposition states.

It should be noted that the circuit in figure 5 is embedded within the circuit in figure 9 and in fact the construction can be extended recursively to generate states of the form  $(|0000\rangle + |1111\rangle)/\sqrt{2}$  and higher. Also, as in the previous cases we can access other GHZ states.

It should be emphasized that in the three schemes presented in this section, the post selection ensures that the final states are pure states, as it selects specifically the cases where incoherent evolution has not occurred.

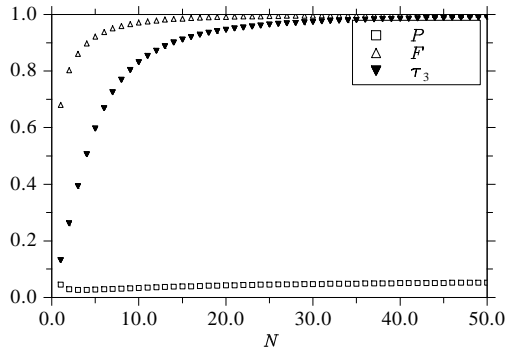


FIG. 10: The conditional generation of a GHZ state following the scheme in figure 9. Plotted as a function of the number cycles  $N$  through each QI is (i) the probability of successful operation  $P$  which has a limiting value of  $2/64$ , (ii) the Fidelity against the target Bell state  $F$ , and (iii) the 3-tangle  $\tau_3$  of the output state.

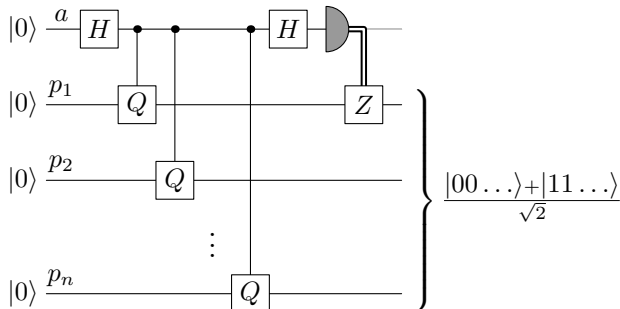


FIG. 11: Using a measurement with a classically conditioned  $Z$  gate (Pauli  $\sigma_z$ ) to replace one of the quantum interrogations.

#### IV. PHOTON ENTANGLEMENT PREPARATION

In the previous section we used a photon to entangle separate atoms, in this section we'll present a scheme to use an atom to entangle independent photons. With an atom in a superposition state we probe its state using  $n$  photons, in  $n$  consecutive QI's as in figure 11. Measurement of the final state of the atom can be used to classically condition a gate (a Pauli  $\sigma_z$  transformation) on one of the photons.

An advantage of this scheme is that in the ideal quantum interrogation limit, it works deterministically — it is not conditioned on the detection of a particular result.

For this scheme and for finite  $N$  we have a more limited group of measures of how close we are to the ideal scheme. Where as in the previous, atom entangling, schemes the post selection ensured the final states would be pure, this is not the case for the photon entangling scheme. This

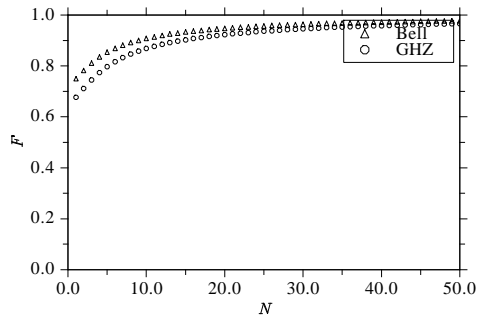


FIG. 12: Fidelity of output state for the circuits in figure 11 to generate  $|00\rangle + |11\rangle$  and  $|000\rangle + |111\rangle$ , when compared against those states.

means that not only will we end up with mixed states if we trace over the environment but some of those states will be outside our logical basis (for instance the case where there are no photons in either the top or the bottom mode). For this reason we shall only plot the fidelity against the desired state (in the ideal case where there are no absorptions). In figure 12 we plot the fidelity of the output state compared with the desired state, for circuits to generate a Bell state  $((|00\rangle + |11\rangle)/\sqrt{2})$  and a GHZ state  $((|000\rangle + |111\rangle)/\sqrt{2})$ . Although the convergence is not as rapid as for the atom-entangling schemes we still approach the desired state in relatively few cycles.

#### V. CONCLUSIONS

To conclude, in this paper we have described how high efficiency quantum interrogation can be used to generate entangled particles. The protocols provide a mechanism by which two or more atoms can be entangled via a mediating photon (the photon can be thought of acting as a bus) or alternatively how two or more photons can be entangled via a mediating atom.

The attractive aspects of the proposal are the entanglement is created without making use of prior entangled states; the entanglement is tunable (i.e. using the same apparatus allows you to set the degree and type of entanglement, including accessing different classes of higher-order entanglement); and that for the atoms the entanglement is achieved in-situ, without needing to bring the atoms in proximity of each other.

Although the scheme presented here is idealised (perfect optical elements and no losses) a high degree of entanglement is achieved in remarkably few cycles in the quantum interrogation, leading to a hope that in a real applications, entanglement by these schemes may be achievable with current technology.

## Acknowledgements

This research was supported by the New Zealand Foundation for Research, Science and Technology under grant

UQSL0001, AG would like to thank G.J. Milburn for stimulating and helpful discussions. AGW wishes to acknowledge D.F.V. James for previous discussions.

- 
- [1] M. Nielsen and I. Chuang, *Quantum Computation and Quantum Information* (Cambridge University Press, New York, 2000).
  - [2] A comprehensive (but by no means exhaustive) recent collection of papers (with citations to all the original references/proposals is: *Fortschritte der Physik* **48**, No. 9-11 (2000), Special Focus Issue on “Experimental Proposals for Quantum Computation”.
  - [3] D. P. DiVincenzo, *Science* **270**, 255 (1995).
  - [4] V. Vedral and M. B. Plenio, *Prog. Quant. Electron.* **22**, 1 (1998).
  - [5] B. Schumacher, *Phys. Rev. A* **54**, 2614 (1996).
  - [6] A. K. Ekert, *Phys. Rev. Lett.* **67**, 661 (1991).
  - [7] W. Tittel, J. Brendel, H. Zbinden, and N. Gisin, *Phys. Rev. Lett.* **84**, 4737 (2000).
  - [8] T. Jennewein *et al.*, *Phys. Rev. Lett.* **84**, 4729 (2000).
  - [9] D. S. Naik *et al.*, *Phys. Rev. Lett.* **84**, 4733 (2000).
  - [10] D. Boschi *et al.*, *Phys. Rev. Lett.* **80**, 1121 (1998).
  - [11] C. H. Bennett *et al.*, *Phys. Rev. Lett.* **70**, 1895 (1993).
  - [12] D. Bouwmeester *et al.*, *Nature* **390**, 575 (1997).
  - [13] S. L. Braunstein and H. J. Kimble, *Phys. Rev. A* **61**, 042302 (2000).
  - [14] S. F. Huelga *et al.*, *Phys. Rev. Lett.* **79**, 3865 (1997).
  - [15] G. J. M. W. J. Munro, K. Nemoto and S. L. Braunstein, quant-ph/0109049 (unpublished).
  - [16] C. H. Bennett, D. P. DiVincenzo, J. A. Smolin, and W. K. Wootters, *Phys. Rev. A* **54**, 3824 (1996).
  - [17] W. K. Wootters, *Phys. Rev. Lett.* **80**, 2245 (1998).
  - [18] V. Vedral, M. B. Plenio, M. A. Rippin, and P. L. Knight, *Phys. Rev. Lett.* **78**, 2275 (1997).
  - [19] V. Vedral and M. B. Plenio, *Phys. Rev. A* **57**, 1619 (1998).
  - [20] D. Jonathan and M. B. Plenio, *Phys. Rev. Lett.* **83**, 3566 (1999).
  - [21] P. Horodecki, M. Horodecki, and R. Horodecki, *Phys. Rev. Lett.* **82**, 1056 (1999).
  - [22] V. Buzek *et al.*, *Phys. Rev. A* **55**, 3327 (1997).
  - [23] A. Peres, *Phys. Rev. Lett.* **77**, 1413 (1996).
  - [24] P. Deuar, W. J. Munro, and K. Nemoto, *Quantum Semi-class. Opt.* **2**, 225 (2000).
  - [25] P. G. Kwiat *et al.*, *Physical Review Letters* **75**, 4337 (1995).
  - [26] Q. A. Turchette *et al.*, *Physical Review Letters* **81**, 3631 (1998).
  - [27] A. G. White, D. F. V. James, P. H. Eberhard, P. G., Kwiat, *Physical Review Letters* **83**, 3103 (1999).
  - [28] A. G. White, D. F. V. James, W. J. Munro, P. G., Kwiat, *Physical Review A* **65**, 012301 (2001).
  - [29] P. G. Kwiat, H. Weinfurter, and A. Zeilinger, in *Coherence and Quantum Optics VII*, edited by J. Eberly, L. Mandel, and E. Wolf (Plenum, New York, 1996), p. 673.
  - [30] M. Renninger, *Zeitschrift Physik* **158**, 417 (1960).
  - [31] R. Dicke, *Am. J. Phys* **49**, 925 (1981).
  - [32] A. Elitzur and L. Vaidman, *Found. Phys.* **23**, 987 (1993).
  - [33] B. Misra and E. C. G. Sudarshan, *J. Math Phys.* **18**, 756 (1977).
  - [34] P. G. Kwiat *et al.*, *Phys. Rev. Lett.* **83**, 4725 (1999).
  - [35] T. Tsegaye *et al.*, *Phys. Rev. A* **57**, 3987 (1998).
  - [36] G. Mitchison and S. Massar, *Phys. Rev. A* **63**, 032105 (2001).
  - [37] A. G. White, P. G. Kwiat, and D. F. V. James, in *Mysteries, Puzzles, and Paradoxes in Quantum Mechanics*, No. 461 in *AIP Conf. Proc.*, edited by R. Bonifacio (AIP, New York, 1999), p. 268.
  - [38] S. Potting *et al.*, *Phys. Rev. A* **62**, 060101 (2000), quantph/0007014.
  - [39] V. Coffman, J. Kundu, and W. K. Wootters, *Phys. Rev. A* **61**, 052306 (2000).
  - [40] W. Dür, G. Vidal, and J. I. Cirac, *Phys. Rev. A* **62**, 062314 (2000).
  - [41] It is also possible to define the Fidelity as  $F = |\langle \psi^{\text{desired}} | \psi^{\text{actual}} \rangle|^2$ , and both definitions are used in the literature. Here we’ve chosen to follow the convention in [1]