

Electron State Entanglement as Double Ionization Result

C.V. Usenko* and V.O. Gnatovskyy†

Physics Department of Kyiv Shevchenko University, Kyiv, Ukraine

A theoretical model allowing to explain the behavior of a correlation function of electron pair in process of double-ionization has been built. It turns out the correlation functions' behavior can be explained by non-orthogonality of entangled wave functions of electrons and the change of spin state of a part of electron pairs in the process of atom double ionization from singlet to triplet. It is shown that properties of correlation function are in the best accordance with experimental data under assumption that the probability of electrons' transition into triplet state is of the order of magnitude 0.5 or higher.

PACS numbers: 03.65.Ud, 34.80.Pa

I. INTRODUCTION

Effect of double ionization has been described recently [1, 2, 3, 4]. A characteristic feature of this phenomenon is the simultaneous release of two electrons accompanied by correlation of their momenta. The dependence of the correlation function on the difference between the momenta of the electrons is given in [1] for several series of experiments.

A significant error in measurements of the correlation function dependence on the difference between registered momenta allows to fit some theoretical models to the experimental data obtained. Some models of double ionization partially explaining the correlation of momenta of the released electrons were considered in papers [1,5], however the initial and final states of the electron pair were assumed to be singlet. In contrast to those reports we assume that some electron pairs undergo a singlet-triplet transition in the double ionization process.

A substantial correlation of the electron momenta found in the experiments indicates essential modification of the electron states, since, at least in helium, the electrons are in a singlet state and have identical momentum wave functions and therefore the calculated correlation of momenta is quite weak [1]. The entanglement of the momentum parts of electron wave functions in double ionization causing essential correlation of the momenta, can be explained, in our point of view, by a singlet-triplet transition in a part of electron pairs. Magnetic field created by the quickly moving charged particles (first of all, by nuclei), can change the spin state. Electrons in discrete states in the Coulomb field of a nucleus cannot make a transition to a triplet state, since it would lead to a substantial increase in energy (1s-2p transition), whereas there are no such restrictions for transitions between continuous states.

In this report we have shown that the non-orthogonality of entangled electron wave functions and

the change of a spin state of electrons substantially influence the properties of the correlation function. By neglecting the Coulomb repulsion of released electrons and, as a consequence, change of the correlation of momenta after ionization, we suppose that the electrons form an entangled pair either in spin (singlet state) or momentum (triplet state) space and compare the calculated correlation function with the results of experiments. Theory and experiment agree when singlet and triplet states are equally probable.

II. CALCULATION OF CORRELATION FUNCTION.

Choose the wave functions of released electrons as

$$\begin{aligned} \varphi_{1,2}(\mathbf{p}_{1,2}, \mathbf{P}, \tilde{\mathbf{p}}, t) = \\ = \frac{1}{(2\pi\sigma^2)^{3/4}} \exp\left(-\frac{\left(\mathbf{p}_{1,2} - \frac{\mathbf{P} \pm \tilde{\mathbf{p}}}{2}\right)^2}{4\sigma^2} - i\frac{\mathbf{p}_{1,2}^2}{2m\hbar}t\right), \end{aligned} \quad (1)$$

where \mathbf{P} is the total average momentum of electrons, $\tilde{\mathbf{p}}$ their average momentum relative to the center of mass and σ is an uncertainty in momentum of each electron. Average momenta of electrons in these states are

$$\langle \mathbf{p}_{1,2} \rangle = \frac{\mathbf{P} \pm \tilde{\mathbf{p}}}{2}. \quad (2)$$

Average coordinates of particles correspond to free motion

$$\langle \mathbf{r}_{1,2} \rangle = \frac{(\mathbf{P} \pm \tilde{\mathbf{p}})t}{2m}. \quad (3)$$

An uncertainty in coordinate of each electron at the initial moment is equal to $\frac{\hbar}{2\sigma}$ and increases if the electrons are assumed to be freely moving

$$\sigma_{\mathbf{r}}(t) = \frac{\hbar}{2\sigma} \sqrt{1 + \frac{4\sigma^4}{\hbar^2 m^2} t^2}. \quad (4)$$

*Electronic address: usenko@ups.kiev.ua

†Electronic address: hnat@ups.kiev.ua

At the initial moment the electrons cannot be found at too large distances from the location of atom before ionization and, therefore, the uncertainty of coordinate is restricted. Thus, the uncertainty in momentum is restricted from below due to spatial localization of initial

electron states.

Taking into account the change of spin state of electrons, the spatial part of two-particle wave function in momentum representation can be either symmetric or anti-symmetric

$$\Psi_{S=0}(\mathbf{p}_1, \mathbf{p}_2; \mathbf{P}, \tilde{\mathbf{p}}, t) = \frac{\varphi_1(\mathbf{p}_1; \mathbf{P}, \tilde{\mathbf{p}}, t) \varphi_2(\mathbf{p}_2; \mathbf{P}, \tilde{\mathbf{p}}, t) + \varphi_2(\mathbf{p}_1; \mathbf{P}, \tilde{\mathbf{p}}, t) \varphi_1(\mathbf{p}_2; \mathbf{P}, \tilde{\mathbf{p}}, t)}{\sqrt{2(1+J^2)}}, \quad (5)$$

$$\Psi_{S=1}(\mathbf{p}_1, \mathbf{p}_2; \mathbf{P}, \tilde{\mathbf{p}}, t) = \frac{\varphi_1(\mathbf{p}_1; \mathbf{P}, \tilde{\mathbf{p}}, t) \varphi_2(\mathbf{p}_2; \mathbf{P}, \tilde{\mathbf{p}}, t) - \varphi_2(\mathbf{p}_1; \mathbf{P}, \tilde{\mathbf{p}}, t) \varphi_1(\mathbf{p}_2; \mathbf{P}, \tilde{\mathbf{p}}, t)}{\sqrt{2(1-J^2)}}. \quad (6)$$

These functions are normalized and satisfy the Schrodinger non-stationary equation

$$i\hbar \frac{\partial \Psi_S}{\partial t} = H \Psi_S, \quad (7)$$

where Hamiltonian describes a pair of free particles $H = \frac{\mathbf{p}_1^2 + \mathbf{p}_2^2}{2m}$.

An overlap integral for φ_1 and φ_2 is

$$J = \int \varphi_1^*(\mathbf{p}; \mathbf{P}, \tilde{\mathbf{p}}, t) \varphi_2(\mathbf{p}; \mathbf{P}, \tilde{\mathbf{p}}, t) d\mathbf{p} = \exp\left(-\frac{\tilde{p}^2}{8\sigma^2}\right) \quad (8)$$

and depends on average momentum of particles relative to the center of mass only.

Let us consider the statistical characteristics of double ionization process. We assume that after ionization the electrons gain a total average momentum \mathbf{P} , the difference between average momenta being $\tilde{\mathbf{p}}$ and total spin of system S . We denote the differential cross-section of this process as

$$\Theta_S(\mathbf{P}, \tilde{\mathbf{p}}) = \frac{d\sigma_S(\mathbf{P}, \tilde{\mathbf{p}})}{d\mathbf{P}d\tilde{\mathbf{p}}}. \quad (9)$$

Average characteristics of the state are \mathbf{P} , $\tilde{\mathbf{p}}$ and S . Their estimate can be made taking into account the statistical results of measurements.

Then the electrons freely move towards detectors and are registered with some momenta \mathbf{p}_1 and \mathbf{p}_2 that are not equal to average electron momenta $\frac{\mathbf{P} \pm \tilde{\mathbf{p}}}{2}$ and can be very different from the average values. For each specific state of an electron pair the differential ionization cross-section $\Phi_S(\mathbf{p}_1, \mathbf{p}_2; \mathbf{P}, \tilde{\mathbf{p}}, t)$ with registration of fixed momenta \mathbf{p}_1 and \mathbf{p}_2 through the channel with average electrons' momenta $\langle \mathbf{p}_{1,2} \rangle = \frac{\mathbf{P} \pm \tilde{\mathbf{p}}}{2}$ and total spin S is equal to the product of the differential cross-section of ionization into this state and probability of registering momenta \mathbf{p}_1

and \mathbf{p}_2 in this state. This probability is determined by the square of two-particle wave function modulus, so the differential ionization cross-section through the channel with average momenta $\frac{\mathbf{P} \pm \tilde{\mathbf{p}}}{2}$, total spin S and registered momenta \mathbf{p}_1 and \mathbf{p}_2 is

$$\begin{aligned} \Phi_S(\mathbf{p}_1, \mathbf{p}_2; \mathbf{P}, \tilde{\mathbf{p}}, t) &= \\ &= \Theta_S(\mathbf{P}, \tilde{\mathbf{p}}) |\Psi_S(\mathbf{p}_1, \mathbf{p}_2; \mathbf{P}, \tilde{\mathbf{p}}, t)|^2. \end{aligned} \quad (10)$$

A differential ionization cross-section with registering fixed momenta \mathbf{p}_1 and \mathbf{p}_2 is determined by the sum over all possible states and equals to the sum of integrals of products of $\Theta_S(\mathbf{P}, \tilde{\mathbf{p}})$ and the squared modulus of a two-particle wave function $|\Psi_S(\mathbf{p}_1, \mathbf{p}_2; \mathbf{P}, \tilde{\mathbf{p}}, t)|^2$, this sum is taken over spin states:

$$\begin{aligned} \Phi(\mathbf{p}_1, \mathbf{p}_2) &= \sum_S \frac{d\sigma_S(\mathbf{p}_1, \mathbf{p}_2)}{d\mathbf{p}_1 d\mathbf{p}_2} = \\ &= \sum_S \int \Theta_S(\mathbf{P}, \tilde{\mathbf{p}}) |\Psi_S(\mathbf{p}_1, \mathbf{p}_2; \mathbf{P}, \tilde{\mathbf{p}}, t)|^2 d\mathbf{P} d\tilde{\mathbf{p}}. \end{aligned} \quad (11)$$

Now we can determine the cross-section of ionization with registration of a momentum \mathbf{p} for one of the two electrons and the total cross-section for double ionization:

$$\rho(\mathbf{p}) = \int \Phi(\mathbf{p}, \mathbf{p}') d\mathbf{p}', \quad (12)$$

$$\begin{aligned} N_{tot} &= \int \Phi(\mathbf{p}, \mathbf{p}') d\mathbf{p} d\mathbf{p}' = \\ &= \sum_S \int \Theta_S(\mathbf{P}, \tilde{\mathbf{p}}) |\Psi_S(\mathbf{p}, \mathbf{p}'; \mathbf{P}, \tilde{\mathbf{p}})|^2 d\mathbf{P} d\tilde{\mathbf{p}} d\mathbf{p} d\mathbf{p}' = \\ &= \sum_S \int \Theta_S(\mathbf{P}, \tilde{\mathbf{p}}) d\mathbf{P} d\tilde{\mathbf{p}} = N_0 + N_1, \end{aligned} \quad (13)$$

where $N_0 = \int \Theta_0(\mathbf{P}, \tilde{\mathbf{p}}) d\mathbf{P} d\tilde{\mathbf{p}}$ and $N_1 = \int \Theta_1(\mathbf{P}, \tilde{\mathbf{p}}) d\mathbf{P} d\tilde{\mathbf{p}}$ are the total ionization cross-sections into singlet and triplet states respectively. This gives

us a possibility of obtaining measurable characteristics intensity of registration of two electrons emitted in the same act of double ionization

$$I_{cor}(\Delta p) = (\Delta p)^2 \int \Phi(\mathbf{p}_1, \mathbf{p}_1 + \Delta \mathbf{p}) d\mathbf{p}_1 d\mathbf{n} \quad (14)$$

along with intensity of registration of two electrons irrespective of the fact whether they were emitted in the same or different acts of double ionization

$$I_{uncor}(\Delta p) = \frac{(\Delta p)^2}{N_{tot}} \int \rho(\mathbf{p}_1) \rho(\mathbf{p}_1 + \Delta \mathbf{p}) d\mathbf{p}_1 d\mathbf{n}, \quad (15)$$

that determine the correlation function

$$R(\Delta p) = \frac{I_{cor}(\Delta p)}{I_{uncor}(\Delta p)} - 1, \quad (16)$$

where $\Delta p = |\mathbf{p}_1 - \mathbf{p}_2|$ is the difference of momenta of registered electrons. It is this function that is observed in experiments on double ionization.

The differential ionization cross-section $\Phi(\mathbf{p}_1, \mathbf{p}_2)$ and the intensities I_{cor} and I_{uncor} depend not only on two-particle wave function, but on the probability of ionization through a concrete state of the electron pair as well, and this fact is represented by the factor $\Theta_S(\mathbf{P}, \tilde{\mathbf{p}})$ in (11,12,14,15). If the only possible state of electrons with certain average momenta and fixed spin is formed in the process of ionization then the integration over states disappears. Therefore this factor is replaced by the number of registered events of double ionization N_{tot} and the correlation function is determined by a two-particle wave function in this state. If a pair of electrons with the same probabilities $P_S(\mathbf{P}, \tilde{\mathbf{p}})$ undergoes a transition to a state with total spin S and average momenta $\langle \mathbf{p}_{1,2} \rangle = \frac{\mathbf{P} \pm \tilde{\mathbf{p}}}{2}$ in the process of ionization, the differential ionization cross-section though each of those states is equal to $\Theta_S(\mathbf{P}, \tilde{\mathbf{p}}) = N_{tot} P_S(\mathbf{P}, \tilde{\mathbf{p}})$. As a consequence, the correlation function does not depend only on the properties of a wave function of single state of an electron pair - it is a characteristic of ionization process average over all possible states.

The most essential experimental data can be summarized as follows. Firstly, alternation of signs (negative for a small difference of momenta, positive for momenta comparable with the atomic unit, and negative for large differences of momenta); secondly, a maximum lies between 2 and 3 a.u.

In the general expression for differential ionization cross-section obtained above there are no assumptions about character of electron motion from a point of ionization to detectors. If we assume that the electrons move freely, the following simplifications can be introduced. First of all, in the momentum representation the square of modulus of a two-particle wave function is time-independent and the correlation function does not depend on the time interval necessary for the electrons to cover the distance from a point of ionization to detectors. With the aim of further simplifications in the

expression (11) let's consider the fact that according to (1) the squared modulus of a two-particle wave function is almost independent on average momenta \mathbf{P} and $\tilde{\mathbf{p}}$ as long as their values are smaller than momentum uncertainty of each electron σ . By assuming that after ionization the electrons have such an average momenta we can replace the differential ionization cross-section with registering electrons' momenta \mathbf{p}_1 and \mathbf{p}_2 by expression

$$\Phi(\mathbf{p}_1, \mathbf{p}_2) = \sum_S N_S |\Psi_S(\mathbf{p}_1, \mathbf{p}_2, t)|^2, \quad (17)$$

where integration over momenta of resulting states gives only the total ionization cross-sections with spins $S = 0$ and $S = 1$. Let's denote the probability of a singlet-triplet transition as f . In accordance with (13) the differential ionization cross-sections can be written as $N_0 = (1-f)N_{tot}$, $N_1 = fN_{tot}$. A differential ionization cross-section with registering of fixed momenta of electrons

$$\Phi(\mathbf{p}_1, \mathbf{p}_2) = N_{tot} \left(f |\Psi_1(\mathbf{p}_1, \mathbf{p}_2, t)|^2 + (1-f) |\Psi_0(\mathbf{p}_1, \mathbf{p}_2, t)|^2 \right) \quad (18)$$

is a product of the total cross-section and sum of probabilities of registering electrons with fixed momenta in singlet and triplet states. Thus, if we assume that average momenta of electrons are small in comparison with uncertainties of their momenta, the probability of ionization through a triplet state will be determined by the product of a triplet wave function and probability of spin flip, f . Then the uncertainty of momentum of electrons σ acts as a scaling factor, and the shape of correlation function is mainly determined by the ratio of probabilities of ionization producing entangled pairs in singlet and triplet states.

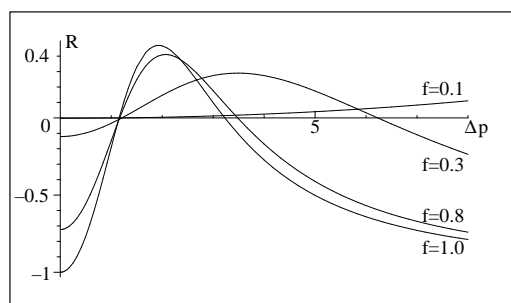


FIG. 1: Correlation functions for processes of ionization into states with different probabilities of transition to triplet state.

A correlation function for a process of ionization into states with the same values of momentum uncertainty and different probabilities of transition to a triplet state is shown in Fig. 1. These graphs show that the correlation of momenta decreases along with the probability of transition into a triplet state. It is clear that the spatial part of a two-particle wave function will be

a product of one-particle wave functions if average momenta of electrons are identical. As a consequence, the squared modulus of a two-particle wave function is equal to $|\Psi_0(\mathbf{p}_1, \mathbf{p}_2, t)|^2 = |\varphi(\mathbf{p}_1, t)|^2 |\varphi(\mathbf{p}_2, t)|^2$ corresponding to an independent distribution of two random values.

Now we consider the dependence of the correlation function on the average momenta of electrons. We assume that the value of Θ_S differs sufficiently from zero in some area near average momenta \mathbf{P} , $\tilde{\mathbf{p}}$, and the width of this area is noticeably smaller than the uncertainty in momentum σ . In such an area a two-particle wave function Ψ_S is essentially constant and the differential cross-section of ionization with registering of momenta

\mathbf{p}_1 and \mathbf{p}_2 of electrons can approximately be replaced by

$$\Phi(\mathbf{p}_1, \mathbf{p}_2) = \sum_S N_S |\Psi_S(\mathbf{p}_1, \mathbf{p}_2; \mathbf{P}, \tilde{\mathbf{p}}, t)|^2, \quad (19)$$

where $N_S = \int \Theta_S(\mathbf{P}, \tilde{\mathbf{p}}) d\mathbf{P} d\tilde{\mathbf{p}}$ again stands for the ionization cross-sections through the channel with spin S .

Under these assumptions the properties of the correlation function $R(\Delta p, \tilde{\mathbf{p}})$ depend on the difference of average momenta of electrons $\tilde{\mathbf{p}}$ and do not depend on the total average momentum \mathbf{P} .

The intensities will depend on $\tilde{\mathbf{p}}$ as

$$I_{cor} = N_{tot} (\Delta p)^2 \frac{\exp\left(-\frac{(\Delta p)^2}{4\sigma^2}\right) J^2}{2\sqrt{\pi}\sigma^3} \left((1-f) \frac{\frac{\sinh z}{z} + 1}{1+J^2} + f \frac{\frac{\sinh z}{z} - 1}{1-J^2} \right) \quad (20)$$

$$I_{uncor} = N_{tot} (\Delta p)^2 \frac{\exp\left(-\frac{(\Delta p)^2}{4\sigma^2}\right) J^2}{4\sqrt{\pi}\sigma^3} (A + B + C), \quad (21)$$

$$A = (1-f)^2 \frac{1 + 2J^4 + J^2 \frac{\sinh z}{z} + 8J^{5/2} \frac{\sinh z/2}{z}}{(1+J^2)^2},$$

$$B = f^2 \frac{1 + 2J^4 + J^2 \frac{\sinh z}{z} - 8J^{5/2} \frac{\sinh z/2}{z}}{(1-J^2)^2},$$

$$C = 2f(1-f) \frac{1 - 2J^4 + J^2 \frac{\sinh z}{z}}{(1+J^2)(1-J^2)}.$$

Now we consider the dependence of correlation function on $\tilde{\mathbf{p}}$ separately for a singlet and triplet state. The correlation function for each of the states depends on expression $z = \frac{\tilde{p}\Delta p}{2\sigma^2}$ and the overlap integral (8)

$$R_0(\Delta p, \tilde{p}) = \frac{2 \left(\frac{\sinh z}{z} + 1 \right) (1 + J^2)}{1 + 2J^4 + J^2 \frac{\sinh z}{z} + 8J^{5/2} \frac{\sinh z/2}{z}} - 1, \quad (22)$$

$$R_1(\Delta p, \tilde{p}) = \frac{2 \left(\frac{\sinh z}{z} - 1 \right) (1 - J^2)}{1 + 2J^4 + J^2 \frac{\sinh z}{z} - 8J^{5/2} \frac{\sinh z/2}{z}} - 1. \quad (23)$$

Graphs of correlation function for several values of $\tilde{\mathbf{p}}$ in a triplet state are given in Fig. 2. They show that an increase in $\tilde{\mathbf{p}}$ affects only the character of correlation but the state itself remains strongly correlated. Starting from $\tilde{p} \simeq \sigma$ the correlation function loses its second null and remains positive for large Δp , which contradicts the experimental data [1].

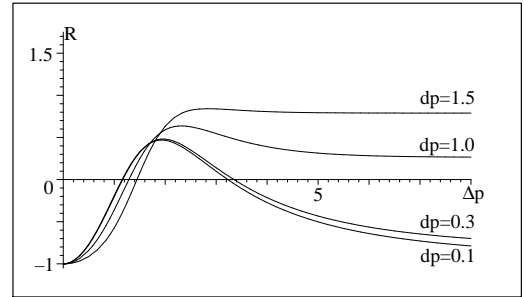


FIG. 2: Correlation functions for several values of difference of momenta for electrons, in triplet state.

Dependence of correlation function on $\tilde{\mathbf{p}}$ for a singlet state is shown in Fig. 3. In this state, on the contrary, the correlation increases along with the difference of average momenta as the influence of symmetrization of one-particle wave functions becomes noticeable. Nevertheless, the correlation function has only a single null.

These graphs indicate that properties of correlation function of singlet and triplet states are different. Such distinctions are most visible for large differences in the momenta registered. When the difference of average momenta of electrons is small ($\tilde{p} \ll \sigma$), the correlation function is negative only for a triplet state. In the area of small differences of momenta registered $\Delta p \simeq 1a.u.$ the correlation functions of a singlet and triplet state are negative. For a triplet state the correlation function is equal to -1 at zero, whereas in singlet state it depends on \tilde{p} and

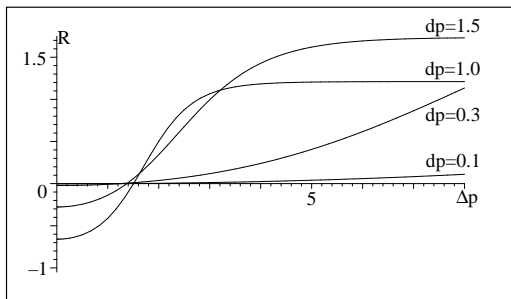


FIG. 3: Correlation functions for several values of difference of momenta for electrons in singlet state.

can tend to zero.

III. COMPARISON TO EXPERIMENT.

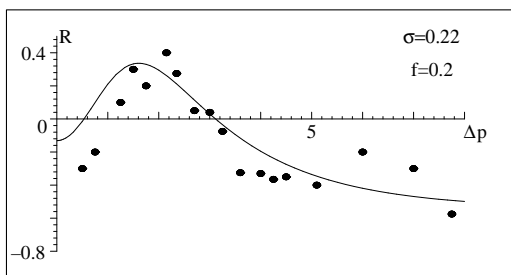


FIG. 4: Approximation of experimental data for ionization of He by Au^{53+} .

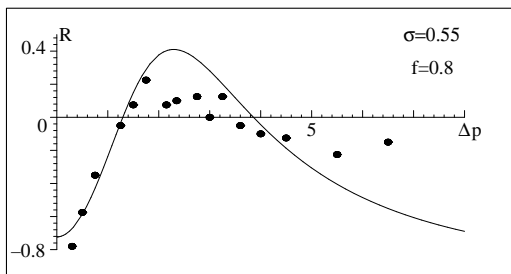


FIG. 5: Approximation of experimental data for ionization of He by C^{6+}

The uncertainty of electrons' momenta produced after double ionization should depend on the process of ionization. This uncertainty can be determined from experimental results.

The least square approximation of the experimental data given in [1] leads to an uncertainty of 0.22 a.u. and error of approximation of 15% for ionization of He by Au^{53+} (Fig. 4), uncertainty of 0.55 a.u. and error of approximation of 19% for ionization of He by C^{6+} (Fig. 5),

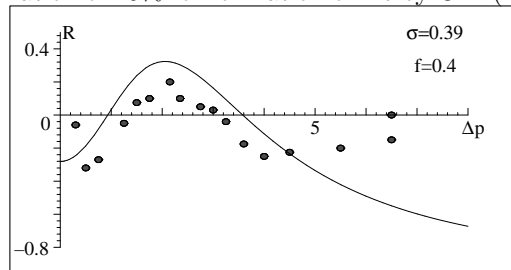


FIG. 6: Approximation of experimental data for ionization of Ne by Au^{53+} .

and uncertainty of 0.39 a.u. and error of approximation of 18% for ionization of Ne by Au^{53+} (Fig. 6).

IV. CONCLUSIONS.

We have considered the influence of a spin state change of an electron pair in process of double ionization on the correlation function properties. Taking into account a large scatter of experimental data-points, the results of our approximation show that experiments on double ionization are in a good agreement with the assumption about the change of the spin state of a part of the electron pairs. The negative sign of the correlation function for large momenta differences together with the significant correlation for small momenta differences support our assumption. The effect of spin flip in double ionization needs further experimental investigations.

-
- [1] M.Schulz, R.Moshhammer, W.Schmitt, H.Kollmus, B.Feuerstein, R.Mann, S.Hagmann and J.Ullrich, Phys. Rev. Let. 84, 863 (2000).
 [2] A.Dorn, R.Moshhammer, C.D.Schroter, T.J.M.Zouros, W.Schmitt, H.Kollmus, R.Mann and J.Ullrich, Phys. Rev. Let. 82, 2496 (1999).
 [3] J. Ullrich, B. Barat, S. Keller, H.Kollmus, R.Mann, R.Moshhammer, R.E. Olson, W.Schmitt, M.Schulz, CP506 *X-Ray and Inner-Shell Processes*, edited by R. W. Dunford, American Institute of Physics, 2000.
 [4] R.Moshhammer, P.D. Fainstein, M.Schulz, W.Schmitt, H.Kollmus, R.Mann, S.Hagmann and J. Ullrich Phys. Rev. Let. 83, 4721(1999).
 [5] G.Gerchikov, S.A.Sheinerman, J. Phys. B 34, 647(2001).