

Superdecay of excited atom placed near "Left-Handed" sphere

V.V.Klimov

*P.N.Lebedev Physical Institute, Russian Academy of Sciences, 53 Leninsky
Prospect, Moscow, 117924, Russia*

(March 31, 2022)

Abstract

The influence of a microsphere having a simultaneously negative permittivity and permeability (Left-Handed Sphere) on the decay rate of the allowed (E_1) and forbidden (M_1) transitions is considered. It is found, that in contrast to usual (Right-Handed) materials it is possible to increase the decay rate by several orders of magnitude even in the case of a sphere of small radii. This enhancement is due to the fact that there exists a new type of resonance modes (LH surface modes). The analytical expressions for resonance frequencies and associated quality factors of the new modes are found.

PACS Number(s): 32.70.Jz, 42.50.Ct, 42.60.Da

In paper [1] , published in 1967, it was shown , that hypothetical media with a simultaneously negative permittivity and permeability have a number of unusual properties. Here, in particular, the phase and group velocities of light propagation have opposite directions of propagation . The detailed analysis of this effect was carried out in [2]. These materials were referred to as Left-Handed (LH) materials in contrast to the usual Right-Handed (RH) materials. The Doppler effect has an unusual form in such media. For example, when the distance between the source and receiver diminishes , the frequency picked by the receiver will be less than the source frequency as compared to usual media. The Vavilov-Cherenkov effect is also drastically modified: the energy flow from the particle moving faster than the phase velocity in LH medium propagates in backward direction, while in RH medium we have the forward radiation.

The influence of the interface between LH and RH media on the radiation propagation is described by the reflection and the refraction laws, which differ substantially from the laws specific for the usual media. For example, within such an interface the refraction angle becomes negative, and the reflection beam can not exist at all [1].

Until the present time the existence of LH media remained unproved. This fact has not stimulated further investigation of such media. With the recent experimental demonstration of principal possibility of creation of LH media on the base of composite materials [3] , it is now relevant to investigate in more detail the influence of LH media on more complicated processes, such as spontaneous emission.

Purcell [4] was the first who pointed out that spontaneous decay rates can be modified in a resonant cavity. This idea received a strong proof in the experiments with atoms in microwave cavities [5,6] and with Eu^{3+} ions in liquid microdroplets [7]. In [8–10] it was shown, that spontaneous emission can be substantially inhibited in 3-dimensional periodic dielectric structures (photonic crystals). The influence of a semi-infinite active media on spontaneous emission was investigated in [11]. This investigation showed that the instability of the ground state of an atom arises, and the radiation reaction force changes its sign in comparison with the usual (passive) media.

In the present paper the processes of spontaneous emission of the atom placed near the body (sphere) made of LH material and placed in the RH medium will be considered, and it will be shown that these processes drastically differ from those near usual RH body. The geometry of the problem is shown in Fig.1.

When neglecting the losses one can obtain, within the classical [12] and quantum [13,14] perturbative approaches, the expressions for spontaneous decay rates for an excited atom placed near the sphere of the radius a with arbitrary permittivity and permeability. These approaches are valid when the decay rate γ is small in comparison with radiation frequency ω , $\gamma \ll \omega$. Besides, this condition allows us to neglect the frequency dependence of ϵ and μ . For the electric dipole (E_1) transitions the decay rates normalized to the outer space values have the following form

$$\left(\frac{\gamma}{\gamma_0}\right)_{rad}^{E_1} = \frac{3}{2} \sum_{n=1}^{\infty} n(n+1)(2n+1) \left(\frac{|j_n(k_2r) - q_n h_n^{(1)}(k_2r)|}{k_2r} \right)^2 \quad (1)$$

for the radial orientation of the electric dipole momentum and

$$\left(\frac{\gamma}{\gamma_0}\right)_{tan}^{E_1} = \frac{3}{2} \sum_{n=1}^{\infty} (n+1/2) \left[\left| j_n(z) - p_n h_n^{(1)}(z) \right|^2 + \left| \frac{d(z(j_n(z) - q_n h_n^{(1)}(z)))}{z dz} \right|^2 \right]_{z=k_2 r} \quad (2)$$

for the tangential orientations.

One can show that decay rates of the magnetic dipole (M_1) transitions can be derived from (1,2) by the interchange of ε and μ [14]. As a result we have

$$\left(\frac{\gamma}{\gamma_0}\right)_{rad}^{M_1} = \frac{3}{2} \sum_{n=1}^{\infty} n(n+1)(2n+1) \left(\frac{|j_n(k_2 r) - p_n h_n^{(1)}(k_2 r)|}{k_2 r} \right)^2 \quad (3)$$

for the radial orientation of the magnetic dipole momentum and

$$\left(\frac{\gamma}{\gamma_0}\right)_{tan}^{M_1} = \frac{3}{2} \sum_{n=1}^{\infty} (n+1/2) \left[\left| j_n(z) - q_n h_n^{(1)}(z) \right|^2 + \left| \frac{d(z(j_n(z) - p_n h_n^{(1)}(z)))}{z dz} \right|^2 \right]_{z=k_2 r} \quad (4)$$

for the tangential orientations.

In (1-4) j_n and $h_n^{(1)}$ are the spherical Bessel and Hankel functions [15]; $z_{1,2} = k_{1,2} a$, $k_{1,2} = \sqrt{\varepsilon_{1,2} \mu_{1,2}} \omega / c$, q_n and p_n , the Mie coefficients of the spherical wave reflection. For TM reflection coefficients, q_n , we have the expression

$$q_n = \frac{\varepsilon_1 \frac{d}{dz_2} [z_2 j_n(z_2)] j_n(z_1) - \varepsilon_2 \frac{d}{dz_1} [z_1 j_n(z_1)] j_n(z_2)}{\varepsilon_1 \frac{d}{dz_2} [z_2 h_n^{(1)}(z_2)] j_n(z_1) - \varepsilon_2 \frac{d}{dz_1} [z_1 j_n(z_1)] h_n^{(1)}(z_2)} \quad (5)$$

The expressions for TE reflection coefficients, p_n are derived from q_n by the substitution $\varepsilon \Leftrightarrow \mu$.

It is important that the expressions (1-5) have been found in the course of direct solution of Maxwell equations. This procedure does not depend on the signs of permittivity and permeability. Moreover, these expressions have no branching point. That is why we do not need to analyze different sheets of complex plane. In other words, the sign of the refraction index (negative for LH media [1,2]) is inessential within the approach, which uses the standing waves to describe the field inside the sphere. Thus, the expressions (1-5) are valid for any media, including the RH and LH ones.

From physical point of view any body influences spontaneous emission of an atom through the reflected electromagnetic waves modifying the dynamics of the electron. One can expect that the properties of the reflected field will be quite different for the RH and LH bodies, since the refraction and reflection laws are different for them [1]. In Figs.2,3 the ray trajectories from the dipole source near the surface of RH and LH spheres are shown. From this picture one can see that the character of penetration of the dipole field to the sphere, and, hence, the character of the sphere excitation is different for different materials. The RH sphere defocuses the rays (Fig.2), while the LH one focuses them (Fig.3).

To analyze the electromagnetic processes in a microsphere quantitatively one should consider the Mie reflection coefficients (5). If the coefficients are close to 1, the reflection is effective and a strong influence of the reflected field on the emission process will take place.

In the case of RH sphere, Mie coefficients are close to 1 if the resonance modes (whispering gallery modes) are excited in the microsphere. The whispering gallery modes can have very high quality factors [16–18], and a microlaser with superlow threshold of generation has been developed on the base of silica microspheres [19].

One can find the approximate conditions of the whispering gallery modes appearance if one requires that the integer number of the wavelength fits in the sphere perimeter

$$2\pi a = n \frac{\lambda_{vac}}{\sqrt{\epsilon_1 \mu_1}}, n \gg 1 \quad (6)$$

More exact values for the resonant frequencies and associated quality factors one can find by making the denominators of q_n and p_n equal to zero [20]. It is important that the high quality whispering gallery modes can exist only in a sphere with the radius, larger than the wavelength.

The excitation of the whispering gallery modes is possible in the LH sphere too. However, these modes are of no importance in the case of LH spheres with the radii comparable to the wavelength or less. The surface LH modes, having no analogy in RH case, play the main role in this domain. The dependence of TE reflection coefficients on the radius a of a sphere made of RH and LH material is shown in Fig.4. One can see that the usual whispering gallery modes are typical for the sphere of large radius, while the new LH surface mode appears in the case of a small LH sphere. Only the surface TE mode appears in the parameter domain under consideration .

It is easily seen that these modes have no maxima inside the sphere, and it is naturally to refer to this modes as the surface LH modes. These modes have no simple ray interpretation because they can exist even in the case of LH sphere with the radius small in comparison to the wavelength.

One can find the approximate values for complex resonant frequencies (or for resonant radii corresponding to the given frequency) by making the denominators of q_n and p_n equal to zero, and using small sphere approximation ($2\pi a/\lambda_{vac} \ll n$) .

For TM modes the resonant wavelength is defined by the real part of complex root z_{TM}

$$\Re(z_{TM}) = \frac{2\pi a}{\lambda_{vac}} = \sqrt{\frac{\epsilon_2 + n(\epsilon_1 + \epsilon_2)}{\epsilon_1 \epsilon_2 (\mu_1/(2n+3) + \mu_2/(2n-1))}} \quad (7)$$

In the case of TE modes we have

$$\Re(z_{TE}) = \frac{2\pi a}{\lambda_{vac}} = \sqrt{\frac{\mu_2 + n(\mu_1 + \mu_2)}{\mu_1 \mu_2 (\epsilon_1/(2n+3) + \epsilon_2/(2n-1))}} \quad (8)$$

For quality factors of these modes we have the following expressions;

$$Q_{TM}^{-1} = \frac{2\Im(z_{TM})}{\Re(z_{TM})} = \left| \frac{\mu_2}{\left(\frac{\mu_1}{2n+3} + \frac{\mu_2}{2n-1}\right)} \frac{\left(\sqrt{\epsilon_2 \mu_2} z_{TM}\right)^{2n-1}}{((2n-1)!!)^2} \right| \quad (9)$$

$$Q_{TE}^{-1} = \frac{2\Im(z_{TE})}{\Re(z_{TE})} = \left| \frac{\epsilon_2}{\left(\frac{\epsilon_1}{2n+3} + \frac{\epsilon_2}{2n-1}\right)} \frac{\left(\sqrt{\epsilon_2 \mu_2} z_{TE}\right)^{2n-1}}{((2n-1)!!)^2} \right| \quad (10)$$

From the analysis given in (7-10) and the derivation procedure one can see, that such surface modes may appear only in LH sphere, and their quality factor can be very large. It should be noted that these modes as, distinct from the whispering gallery modes, can be excited in the LH sphere of an arbitrary small radius. In this case the fulfillment of condition $\epsilon_2 + n(\epsilon_1 + \epsilon_2) \approx 0$ for TM modes and $\mu_2 + n(\mu_1 + \mu_2) \approx 0$ for TE modes is necessary. Besides, in the LH sphere with given ϵ and μ the surface resonances occur only for restricted angular momentum numbers, $n < n_{\max}$, where

$$n_{\max, TM} \approx -\frac{\epsilon_2}{\epsilon_1 + \epsilon_2} \quad (11)$$

$$n_{\max, TE} \approx -\frac{\mu_2}{\mu_1 + \mu_2} \quad (12)$$

In contrast to the whispering gallery modes, for the surface LH resonances, each angular momentum number n is associated with the only one LH surface mode.

It is very important that in the LH sphere the imaginary part of complex frequency ω_{res} has positive value. This contrasts to the case of the RH sphere, where the imaginary part takes negative values. This means that the definition of the quality factor (Q) through the ratio of the real to the imaginary part of complex resonant frequency ω_{res} differs by the sign from the case of the usual RH media. The definition of the quality factor Q for an arbitrary medium should be written as follows

$$Q = -\beta \frac{2\Im(\omega_{res})}{\Re(\omega_{res})} \quad (13)$$

where $\beta = +1$ or -1 for the RH or LH media respectively. The change of the sign in one or other definition is a characteristic feature of the LH media. In particular, such situation occurs for the definition of the Doppler and Vavilov-Cherenkov effects [1].

The occurrence of a new type of high quality oscillations in the LH sphere will strongly modify the spontaneous decay rates of an atom located near its surface. The dependence of E_1 and M_1 decay rates of an atom placed in close vicinity to the sphere surface ($r \rightarrow a$) on the sphere radius a is shown in Figs.5,6. The figures shows that the decay rates can be enhanced by a factor of 10^5 and more. This super enhancement is due to the LH surface modes described above. The well pronounced peaks, connected with LH surface modes with different angular numbers n , can be seen in detail on the insets. On the other hand, it is clearly seen from the figures, that the whispering gallery modes result only in a rather small variations of the decay rates. Of course, taking into account the losses, the frequency dependence of ϵ and μ and other imperfections can reduce the decay rates, but we believe that final effect will be large enough.

The influence of the LH sphere on the rates of the forbidden (M_1) decays is of great importance, since, as a result of super enhancement, the M_1 decay rate can approach to the decay rate of the allowed (E_1) transitions.

In principle, the super enhancement effect can be used to create a high precision photon source (photon on demand) by putting LH microsphere closer or further to the path of the excited atoms: the atom passing near the resonant LH microsphere will emit the photon with the probability equal to 1. In its turn, the manipulation of the microsphere can be

realized by an external laser beam [21]. In doing so, of course, one should take into account the fact, that the force of the laser light on LH spheres can have the peculiarities [1], which deserve special consideration.

In conclusion, the spontaneous decay of an atom placed near the sphere made of the material having simultaneously negative permittivity and permeability (Left-Handed sphere) is considered. We have found that there exist the surface resonant modes even in the case of an arbitrary small Left-Handed sphere. These modes have no analogy with the modes in the usual (Right-handed) sphere and result in super enhancement of decay rates of allowed (E_1) and forbidden (M_1) transitions.

The author thanks the Russian Basic Research Foundation and the Center 'Integration' for financial support of this work.

REFERENCES

- [1] V.G.Veselago, Sov. Phys. Usp., **10**, 509 (1968)
- [2] D.R.Smith, N.Kroll, Phys. Rev. Lett., **85** , 2933 (2000)
- [3] D.R.Smith , W.J.Padilla , D.C.Vier , S.C.Nemat-Nesser , S.Schultz , Phys. Rev. Lett., **84**, 4184 (2000)
- [4] E.M.Purcell , Phys. Rev., **69**, 681 (1946).
- [5] P.Goy , J.M.Raymond , M.Gross , and S.Haroche , Phys.Rev. Lett., **50**, 1903 (1983)
- [6] W.Jhe , A.Anderson , E.A. Hinds , D.Meshede , L. Moi, and S.Haroche , Phys. Rev. Lett., **58**, 666 (1987)
- [7] H-B.Lin, J.D.Eversole, C.D.Merritt, A.J. Campillo, Phys.Rev. A, **45**, 6756 (1992)
- [8] V.P.Bykov , Soviet J. of Quantum Electronics,**4**, 861 (1975)
- [9] E.Yablonovich , Phys.Rev.Lett., **58**, 2059 (1987)
- [10] S.John , Phys.Rev.Lett.,**58**, 2486(1987)
- [11] V.V.Kocharovsky , Vl.V.Kocharovsky , and A.A.Belyanin , Phys. Rev. Lett.,**76**, 3285 (1996)
- [12] H.Chew , J. Chem. Phys., 87, 1355 (1987)
- [13] V.V.Klimov , M.Ducloy ,V.S. Letokhov, Quantum Electronics (in print).
- [14] V.V.Klimov(to be published).
- [15] *Handbook of Mathematical Functions*. Eds. M.Abramowitz, I.A.Stegun. NBS, 1964.
- [16] V.B.Braginsky, V.S.Ilchenko, DAN SSSR, **293**, 1358 (1987)
- [17] V.B.Braginsky, M.L. Gorodetsky, V.S. Ilchenko , Phys. Lett. A, **137**, 393 (1989)
- [18] L.Collot , V.Lefevre-Seguine , M.Brune ,J.M. Raimond , and S.Haroche , Europhysics Lett., **23**, 327 (1993)
- [19] V.Sandoghdar , F.Treussart , J.Hare , V.Lefevre-Seguin, J.-M.Raimond, S.Haroche, Phys. Rev. A, **54**, R1777 (1996)
- [20] V.V.Klimov , M.Ducloy , V.S. Letokhov, Phys. Rev.A., **59**, 2996 (1999)
- [21] A. Ashkin , Science, **210**, 1081 (1980)

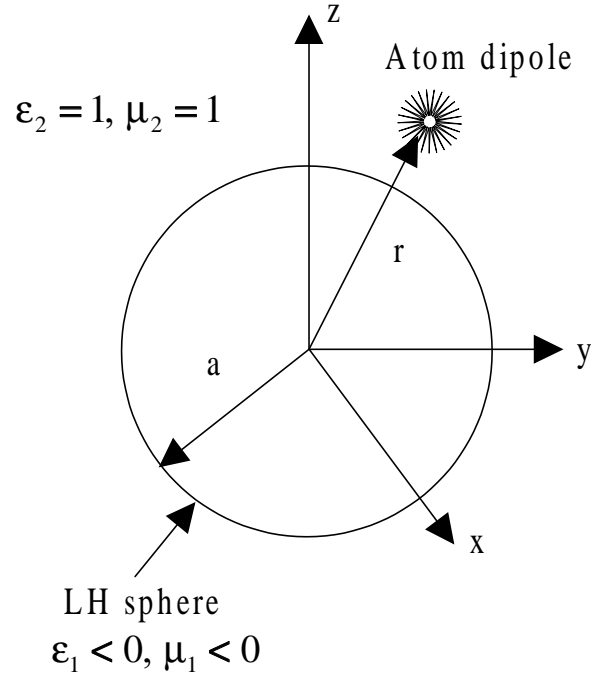


FIG. 1. Geometry of the problem

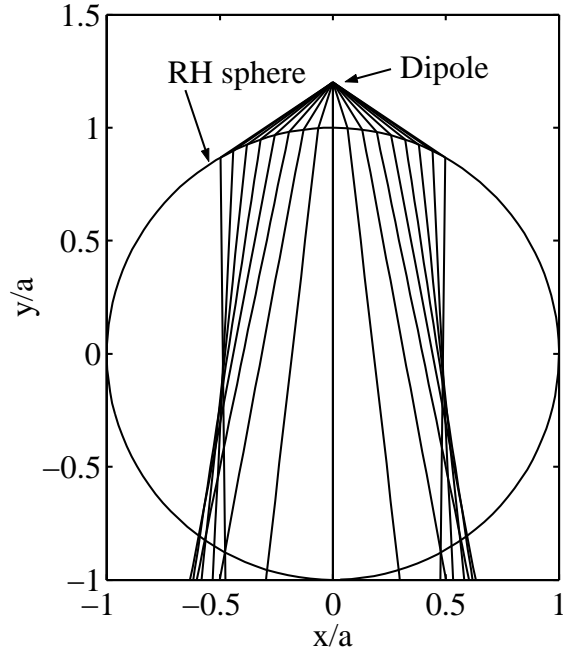


FIG. 2. Ray picture of excitation of the RH sphere with $\epsilon_1 = 4, \mu_1 = 1.05$

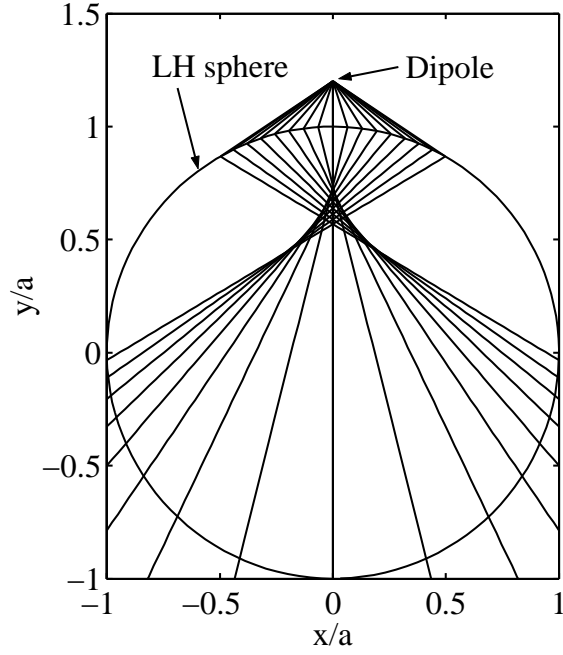


FIG. 3. Ray picture of excitation of the LH sphere with $\epsilon_1 = -4$, $\mu_1 = -1.05$

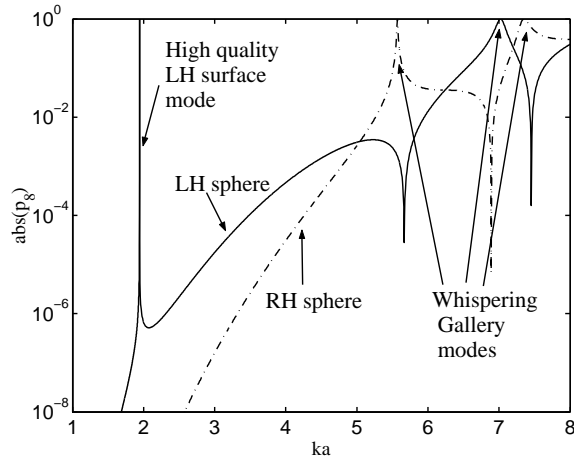


FIG. 4. The dependence of TE reflection coefficient p_s on the sphere radius ka for RH sphere with $\epsilon_1 = 4$, $\mu_1 = 1.05$ (dash-dot line), and LH sphere with $\epsilon_1 = -4$, $\mu_1 = -1.05$ (solid line).

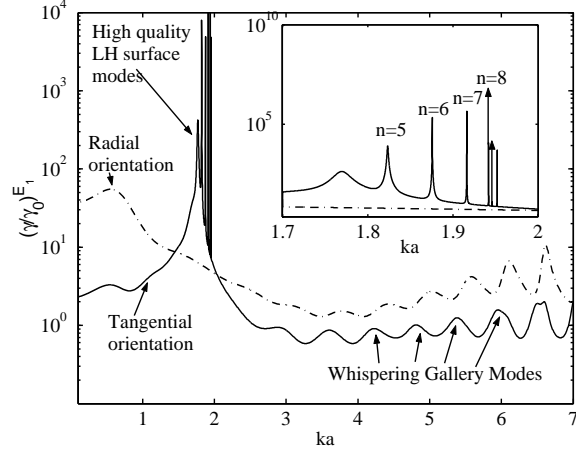


FIG. 5. The dependence of E_1 decay rates on the sphere radius ka for an atom placed in close vicinity to the surface of LH sphere ($r \rightarrow a$) with $\epsilon_1 = -4$, $\mu_1 = -1.05$

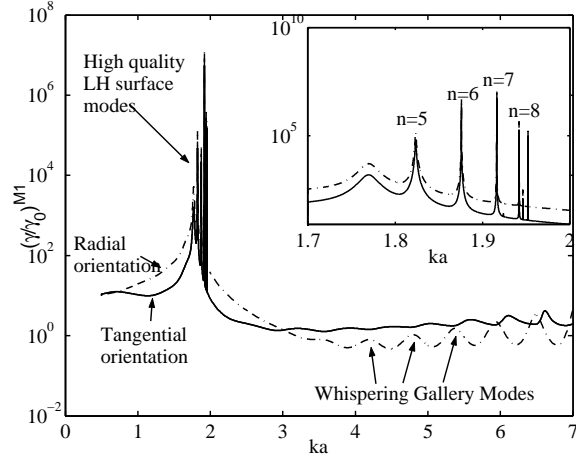


FIG. 6. The dependence of M_1 decay rates on the sphere radius ka for an atom placed in close vicinity to the surface of LH sphere ($r \rightarrow a$) with $\epsilon_1 = -4$, $\mu_1 = -1.05$