

Spatially Distributed Stochastic Systems: equation-free and equation-assisted preconditioned computation

Liang Qiao¹, Radek Erban², C. T. Kelley³, and Ioannis G. Kevrekidis^{1,4}

¹Department of Chemical Engineering, Princeton University, Princeton, NJ 08544, USA

²University of Oxford, Mathematical Institute, 24-29 St. Giles', Oxford, OX1 3LB, UK

³Department of Mathematics, Box 8205, Center for Research in Scientific Computation,
North Carolina State University, Raleigh, NC 27695, USA

⁴Program in Applied and Computational Mathematics (PACM),
Princeton University, Princeton, NJ 08544, USA

(Dated: April 17, 2024)

Spatially distributed problems are often approximately modelled in terms of partial differential equations (PDEs) for appropriate coarse-grained quantities (e.g. concentrations). The derivation of accurate such PDEs starting from finer scale, atomistic models, and using suitable averaging, is often a challenging task; approximate PDEs are typically obtained through mathematical closure procedures (e.g. mean-field approximations). In this paper, we show how such approximate macroscopic PDEs can be exploited in constructing preconditioners to accelerate stochastic simulations for spatially distributed particle-based process models. We illustrate how such preconditioning can improve the convergence of equation-free coarse-grained methods based on coarse time steps. Our model problem is a stochastic reaction-diffusion model capable of exhibiting Turing instabilities.

PACS numbers: 05.10.Ln, 87.18.Hf, 82.40.Bj, 87.18.La, 82.20.Wt

I. INTRODUCTION

Many mathematical models involving reaction and diffusion (e.g. catalytic reactions, morphogenesis) are based on partial differential equations (PDEs) describing the evolution of species concentrations in space and time^{1,2}. One advantage of such PDE models is the extensive set of existing theoretical and computational tools for their analysis and efficient simulation. A disadvantage of such continuum-based models in certain chemical and biological contexts is the relatively low number of molecules of some of the species involved. This may render mean-field type PDE models inaccurate; individual-based stochastic models become then more appropriate than continuum ones.

Directly using a stochastic, molecular-based model for a spatially distributed pattern-forming system will typically be very computationally intensive. It becomes then important to extract useful coarse-grained, macroscopic information from the microscopic molecular-based model using as few detailed simulations as possible. This is the goal of equation-free methods^{3,4,5,6,7,8,9,10} which were designed for cases where the exact macroscopic equations are unavailable in closed form.

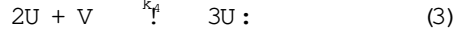
Deriving accurate macroscopic equations rigorously is a challenging task (see discussions in Refs.^{11,12,13} for fluid dynamics, bacteria or eukaryotic cells, respectively). The mathematical assumptions leading to closures may not be quantitatively correct over large parameter regimes, making the PDE models inaccurate there. Equation-free methods circumvent the derivation of accurate PDEs by using short bursts of fine-scale simulation to estimate necessary numerical quantities (residuals, action of Jacobians) on demand, rather than through explicit closed formulas. Here we will illustrate how even approx-

imate PDE models can be exploited to accelerate "exact" (particle-based) simulations. In the context of equation-free methods this can be accomplished naturally by using the approximate PDEs to construct preconditioners in the iterative numerical linear algebra involved in fixed point, stability and bifurcation computations. We call this procedure "equation-assisted" computation.

Our model problem is a stochastic reaction-diffusion system capable of exhibiting a Turing instability¹⁴. Such models can serve as a prototypes of more realistic pattern formation mechanisms during morphogenesis (see e.g. Refs.^{15,16}). The paper is organized as follows: In Section II, we introduce this illustrative stochastic reaction-diffusion model: the Schnakenberg⁷ system of two chemical species in one dimension. It can predict pattern formation under some conditions and it was also used previously in complex models of limb development¹⁸. In Section III we start by presenting the mean-field Schnakenberg PDEs at the limit of large particle numbers, and briefly summarize their bifurcation behavior in a parameter regime where they exhibit pattern formation. We briefly describe, in Section IV, the computation of bifurcation diagrams using a time-stepper based approach { both deterministic and "equation-free", based on a stochastic simulator implementing a spatially discretized version of the Gillespie Stochastic Simulation Algorithm¹⁹ (SSA) }. We also discuss basic features of preconditioning and "equation-assisted" bifurcation computations. We then present, in Section V, our "equation-assisted" results and discuss their comparison with the "equation-free" case. Here the mean-field PDE is used to construct a preconditioner, to accelerate the numerical linear algebra in our coarse-grained steady state computations. We conclude with a brief summary and discussion.

II. THE STOCHASTIC REACTION-DIFFUSION MODEL

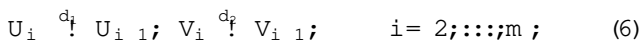
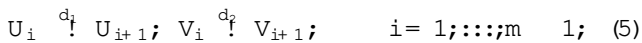
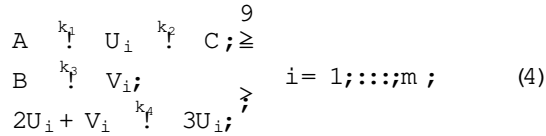
We consider the Schnakenberg¹⁷ system of two chemical species U and V with the following reaction mechanism :



Here Eq. (1) describes production and degradation of U and Eq. (2) describes production of V . Moreover, U is also produced in the reaction Eq. (3). We will assume that the concentrations of A and B are constants.

To simulate stochastically Eqs. (1) { (3), one can use the Gillespie SSA, a standard way to model stochastically a spatially homogeneous (wellmixed) chemical system. The algorithm is based on answering two essential questions at each time step: when will the next chemical reaction occur, and what kind of reaction will it be? Gillespie¹⁹ derived a simple way to answer these two questions { at each step, the computer performs a reaction, updates numbers of reactants and products and continues with another time step until the algorithm reaches a time of interest.

Next, we introduce diffusion to the system. We assume that U diffuses with (macroscopic) diffusion coefficient \bar{d}_1 and V diffuses with (macroscopic) diffusion coefficient \bar{d}_2 . We consider a spatially one-dimensional domain { the interval $[0;1]$ with suitable boundary conditions as specified later. The generalization of Gillespie's ideas to spatially nonhomogeneous systems can be found in the literature (see e.g. Refs.^{20,21}). Here, we follow the most straightforward way, adding diffusion as another set of "reactions" to the system. Namely, we divide our domain into m boxes (small intervals) of length $h = 1/m$. We denote by U_i and V_i the number of respective molecules in the spatial interval $[(i-1)h; ih]$ for $i = 1; \dots; m$. This means that we describe the state of the stochastic reaction-diffusion system by two m -dimensional vectors $U = U_1; U_2; \dots; U_m; V = V_1; V_2; \dots; V_m$ and we consider the following reactions at each time step



where Eq. (4) means that we implement the Schnakenberg reaction mechanism (Eqs. (1) { (3)) in every spatial box. Equations (5) { (6) describe diffusion; the transition rates between boxes are denoted by d_1 and

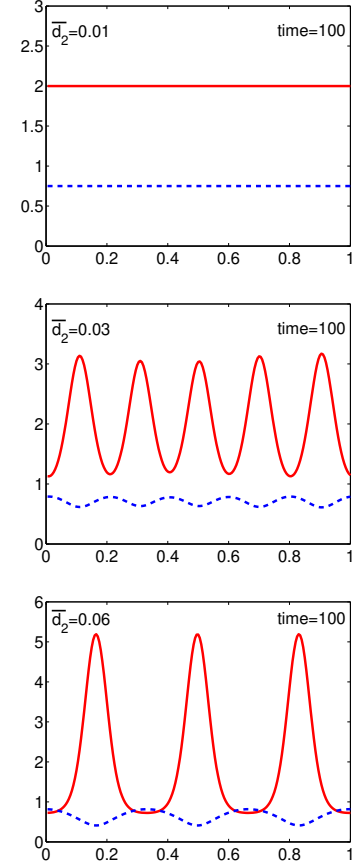


FIG. 1: (Color online) Solutions of Eqs. (8) { (9) with periodic boundary conditions for $\bar{d}_1 = 5 \cdot 10^{-4}$, $\bar{d}_2 = 0.01, 0.03$ and 0.06 at $t = 100$ with an initial condition being the perturbed uniform steady state. Spatial patterns develop for $\bar{d}_2 > 0.0198$; the solutions were shifted to have a local U minimum at $x = 0$. We plot \bar{U} (red curve) and \bar{V} (blue curve) in the same picture.

\bar{d}_2 and they are connected to the macroscopic diffusion coefficients through the formulas $\bar{d}_1 = \bar{d}_1 h^2 = \bar{d}_1 m^{-2}$, and $\bar{d}_2 = \bar{d}_2 h^2 = \bar{d}_2 m^{-2}$. The Eqs. (4) { (6), together with suitable boundary conditions, will be simulated using Gillespie SSA and will be our illustrative stochastic reaction-diffusion problem in this paper.

III. DETERMINISTIC ANALYSIS OF THE MODEL PROBLEM

If we have enough molecules in the system, then Eqs. (4) { (6) are well approximated by a system of two reaction-diffusion PDEs for the species concentrations \bar{U} and \bar{V} ; at the mesh points x_i , $\bar{U}(x_i) = U_i/h$; $\bar{V}(x_i) = V_i/h$; where $x_i = (i-1/2)h$. The constant h can be interpreted as the number of molecules in the box corresponding to a dimensionless concentration of 1. Reaction and diffusion rates are scaled as follows: $A = hA$, $B = hB$; $k_1 = \bar{k}_1$; $k_2 = \bar{k}_2$; $k_3 = \bar{k}_3$; $k_4 = \bar{k}_4 h^2$;

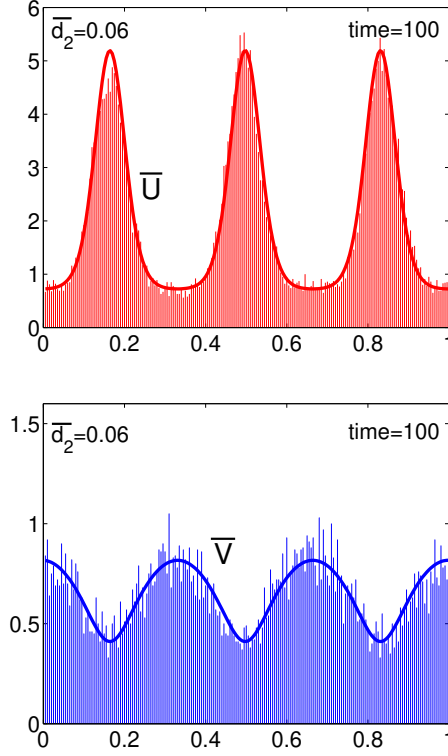


FIG. 2: (Color online) Comparison of histograms obtained by stochastic simulations with the deterministic results given by solution of Eqs. (8) and (9) with periodic boundary conditions. Solutions were shifted to have the local \bar{U} minimum at $x = 0$.

$d_1 = \bar{d}_1 = h^2$; $d_2 = \bar{d}_2 = h^2$; where \bar{A} and \bar{B} are (constant) concentrations of reactants A and B, k_j , $j = 1; 2; 3; 4$, are macroscopic reaction rate constants and \bar{d}_1 , \bar{d}_2 are macroscopic diffusion coefficients. Next (instead of further nondimensionalization) we simply choose values for the six kinetic parameters and we study the Turing instabilities of the resulting model. In the rest of this paper, we put $\bar{A} = 1$, $\bar{B} = 1$, $k_1 = 1$, $k_2 = 2$, $k_3 = 3$, $k_4 = 1$. Then the scaling of kinetic constants reads as follows

$$\begin{aligned} A &= 1; B = 1; k_1 = 1; k_2 = 2; \\ k_3 &= 3; k_4 = \frac{1}{l^2}; d_1 = \frac{\bar{d}_1}{h^2}; d_2 = \frac{\bar{d}_2}{h^2}; \end{aligned} \quad (7)$$

Passing the number l of molecules in a box to infinity and the box length h to zero, i.e. $l \rightarrow \infty$ and $h \rightarrow 0_+$, one can derive the following system of macroscopic partial differential equations for concentrations \bar{U} and \bar{V} .

$$\frac{\partial \bar{U}}{\partial t} = \bar{d}_1 \frac{\partial^2 \bar{U}}{\partial x^2} + 1 - 2\bar{U} + \bar{U}^2 \bar{V} \quad (8)$$

$$\frac{\partial \bar{V}}{\partial t} = \bar{d}_2 \frac{\partial^2 \bar{V}}{\partial x^2} + 3 - \bar{U}^2 \bar{V} \quad (9)$$

Here, $\bar{U} : [0; 1] \rightarrow [0; 1]$, $\bar{V} : [0; 1] \rightarrow [0; 1]$ and suitable boundary conditions (e.g. no-flux, periodic) must

be introduced. Considering no-flux or periodic boundary conditions, one can easily verify that the homogeneous steady state of Eqs. (8) and (9) is given by $U_h(x; t) = 2$; $V_h(x; t) = 3/4$. Linearizing Eqs. (8) and (9), one sees that the homogeneous steady state is stable for $\bar{d}_1 = \bar{d}_2 = 0$, i.e. when no diffusion is present in the system. In fact, the same result holds whenever $\bar{d}_1 = \bar{d}_2$: no spatial patterning can be expected if the diffusion coefficients of both species are the same. However, Turing¹⁴ showed that the homogeneous steady state $(U_h; V_h)$ might become unstable for $\bar{d}_1 \neq \bar{d}_2$. Indeed, linearizing Eqs. (8) and (9), one finds that the steady state $(U_h; V_h)$ is unstable and spatial patterns develop if $\bar{d}_2 > 39.6 \bar{d}_1$. In this paper, we fix the diffusion coefficient $\bar{d}_1 = 5 \cdot 10^{-4}$. Spatial patterns may then develop for $\bar{d}_2 > 0.0198$. We show numerically computed solutions of Eqs. (8) and (9) with periodic boundary conditions for different values of the diffusion coefficient \bar{d}_2 in Fig. 1. The initial condition was chosen to be $(U_h; V_h)$ with small additive random noise. The graphs of \bar{U} (red solid curve) and \bar{V} (blue dashed curve) are plotted at dimensionless time $t = 100$, and can be practically considered as steady states; this has been confirmed also through a steady state solver.

In Fig. 2, we compare representative SSA results with the deterministic ones. We divide the domain $[0; 1]$ into $m = 200$ boxes and using $l = 100$ (i.e., defining density scaling so that dimensionless density 1 corresponds to 100 molecules of the relevant chemical species in a box) and we choose the values of the parameters as in Eq. (7) together with $\bar{d}_1 = 5 \cdot 10^{-4}$ and $\bar{d}_2 = 0.06$. We will quantify the fluctuations of the stochastic simulations at stationarity below.

IV. EQUATION-ASSISTED COMPUTATION: THEORETICAL FRAMEWORK

A. Numerical bifurcation computations

The computer-assisted study of Turing patterns in a deterministic PDE context requires the numerical computation and parametric continuation of steady states. Spatially distributed PDE steady states in a bifurcation diagram are, in general, computed by discretizing the PDE into a (sufficiently) large set of ODEs of the type $dx/dt = f(x; p)$, finding the roots of $f(x; p) = 0$ and continuing them in parameter space. Here $x \in \mathbb{R}^N$ is a vector containing the system state (the discretized concentrations of U and V), $f: \mathbb{R}^N \rightarrow \mathbb{R}^N$ is the right hand side of the discretization of Eqs. (8) and (9) and $p \in \mathbb{R}^M$ is a M -dimensional parameter vector; here $M = 1$ since we consider the single parameter \bar{d}_2 . Pseudo-arclength continuation and branch switching are by now standard numerical tools that have been incorporated in special purpose packages like AUTO²² or CONTENT²³.

For deterministic problems for which a good dynamic simulator is available, the so-called "time-stepper-based" approach allows the computation of bifurcation diagrams

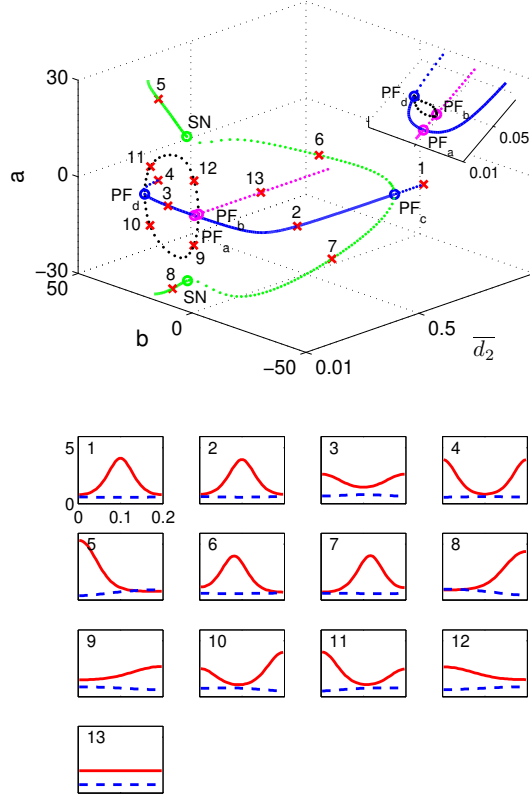


FIG. 3: (Color online) Bifurcation diagram of the deterministic Schnakenberg system of two species (U and V) with respect to the diffusion coefficient d_2 . The diffusion coefficient for U , $\overline{d_1}$ is fixed at $5 \cdot 10^{-4}$. Axis notation: a and b are the first Fourier coefficients of the solution (for $\sin(x)$ and $\cos(x)$ respectively). Different steady state solution branches are plotted in different colors. Solid (dashed) lines represent stable (unstable) steady states. The bifurcation points along the solution curves are marked by circles and denoted with the corresponding bifurcation type ("SN" for Saddle-Node bifurcation and "PF" for Pitchfork bifurcation). The straight line represents the uniform steady state (as shown in the solution profile for point 13). The inset is a blow-up of the bifurcation diagram for small d_2 . Representative solution profiles (solid (dashed) line for U (V)) on different branches (numbered and marked by "\") are also included.

in the form of a "wrapper" around the dynamic simulator (see e.g. Refs.^{24,25}). Given the current state x as an initial condition, the time-stepper computes the future (after a "reporting time" T) state $x_T(x;p) = x(T)$. Steady states of the original system are then found as fixed points of $x(x) = 0$ where $x(x) = x_T(x;p)$.

The bifurcation diagram in Fig. 3 has been computed in both ways (giving, of course, identical results); a discussion of some pertinent details can be found in the Appendix. Fixed point algorithms, like the Newton-Raphson iteration, constitute the workhorse of these solutions of large sets of coupled, nonlinear algebraic equa-

tions; these involve the repeated solutions of large sets of linear, coupled algebraic equations. Consider now performing these repeated linear solves through matrix-free iterative linear solvers (such as GMRES²⁶); in a nonlinear equation context we will typically use a matrix-free Newton-GMRES solver²⁶. For the time-stepper-based computation (solving the nonlinear system $x(x) = 0$) we do not need to compute the Jacobian $Dx(x) = Dx$. We only need to compute matrix-vector products of this Jacobian with given known vectors v , which can be estimated by a finite difference approximation $Dx(x)v \approx [x(x + \epsilon v) - x(x)]/\epsilon$ with suitably small ϵ .

Such matrix-free linear algebra methods constitute an important component of equation-free bifurcation calculations. In this context macroscopic, coarse-grained equations are not explicitly available; yet we believe they exist, and we do have available a fine-scale (in this case, stochastic) dynamic simulator. We can then substitute the (unavailable) deterministic time-stepper with a fine-scale, stochastic time-stepper involving lifting, evolving, and restriction steps^{3,6,27}.

This provides an estimate of the (unavailable) deterministic time-stepper for the (unavailable) closed macroscopic evolution equations, obtained on demand and through the stochastic simulator. All computations of the matrix-free Newton-GMRES involve calls to such a time-stepper (with systematically chosen initial conditions); the stochastic simulator can then be used to numerically compute coarse-grained bifurcation diagrams such as the one in Fig. 3 even in the absence of closed macroscopic evolution equations (i.e., equation-free).

In this paper, we propose an "equation-assisted" approach that accelerates equation-free computations by linking approximate deterministic models with accurate stochastic ones: equation-free bifurcation computations (based on the coarse time-stepper) are preconditioned using the time-stepper of an (approximate) deterministic model.

B. Preconditioning and Equation-Assisted Computation

Good discussions of the basic features of Newton-GMRES, as well as pseudocode and MATLAB implementations can be found in Refs.^{26,28}. Consider solving a general set of N nonlinear equations with N unknowns, $x(x) = 0$; the linear equations to be solved at each Newton step are of the form

$$A x = b \quad (10)$$

for $A \in \mathbb{R}^{N \times N}$, $b \in \mathbb{R}^N$, $x \in \mathbb{R}^N$ with

$$A = D_x x_c; \quad b = -x_c(x_c);$$

where x_c is the current solution guess at each Newton step. For every iterative linear solve, it is important to note that, at each iteration in GMRES, only one call to

(\mathbf{x}) is needed. GMRES does not require the Jacobian matrix $D_{\mathbf{j}=\mathbf{x}_c}$ to be computed explicitly. The Jacobian matrix always occurs in the form of a matrix-vector product, which can be approximated by finite differences: $A \mathbf{v}_k = [(\mathbf{x}_c + h \mathbf{v}_k) - (\mathbf{x}_c)]/h$ where h is suitably small.

When Newton-GMRES is used in steady state computations using the coarse time stepper (i.e. $\mathbf{x}^{\text{st}}(\mathbf{x})$ $\mathbf{x}^{\text{st}}_T(\mathbf{x}; \mathbf{p}) = 0$, where $\mathbf{x}^{\text{st}}_T(\mathbf{x}; \mathbf{p})$ is the coarse time stepper based on the stochastic simulator), each evaluation of $\mathbf{x}^{\text{st}}(\mathbf{x})$ involves evolving the coarse time stepper $\mathbf{x}^{\text{st}}_T(\mathbf{x}; \mathbf{p})$ for time T , which is often computationally intensive; possibly several replica simulations need to be performed for variance reduction. It thus becomes an important task to reduce the total number of function evaluations to convergence. As discussed in Ref.²⁶, GMRES requires less overall function evaluations when the eigenvalues of the matrix (i.e., A in Eq. (10)) are more clustered. For a given linear system in the form of Eq. (10), the preconditioning of GMRES involves finding a regular matrix P , such that the preconditioned linear system,

$$P A \mathbf{x} = P \mathbf{b} \quad (11)$$

leads to a more clustered eigenvalue spectrum. Solving Eq. (10) is equivalent to solving Eq. (11). It is well known that the system in Eq. (11) will have better properties (from a numerical point of view) than the original system in Eq. (10) if P is close to the inverse of A , i.e. if $\|P - A^{-1}\|$ is small using a suitable matrix norm. Hence, preconditioning by an appropriate matrix P can improve the efficacy of numerical solvers for Eq. (10); the goal of this paper is to show how this preconditioning idea can be applied to equation-free stochastic reaction-diffusion problems (and spatially distributed evolution problems more generally).

An approximate deterministic evolution equation for the stochastic system statistics may be available (Eqs. (8) and (9)), based on closure assumptions, which is not accurate enough to compute with; yet we can take advantage of such an evolution equation by using it to create a "good" preconditioning matrix P . This preconditioning is implemented here by multiplying the original output of each (stochastic simulation based) evaluation of $\mathbf{x}^{\text{st}}(\mathbf{x})$ with $P = D_{\mathbf{j}=\mathbf{x}_c}^{\text{det}} \mathbf{x}^{\text{det}}_T(\mathbf{x}; \mathbf{p})^{-1}$, where $D_{\mathbf{j}=\mathbf{x}_c}^{\text{det}} \mathbf{x}^{\text{det}}_T(\mathbf{x}; \mathbf{p})$ is defined using the deterministic mean field PDE time stepper $D_{\mathbf{j}=\mathbf{x}_c}^{\text{det}} \mathbf{x}^{\text{det}}_T(\mathbf{x}; \mathbf{p})$. That is, we use the deterministic time stepper of the approximate PDEs (here, at the current solution guess \mathbf{x}_c) to help accelerate the equation-free Newton-GMRES computation; a much simpler preconditioning scheme would constantly use the inverse of the deterministic time stepper at the deterministic steady state. At each Newton step the linear equation set to be actually solved by GMRES after preconditioning is

$$P D_{\mathbf{j}=\mathbf{x}_c}^{\text{det}} \mathbf{x}^{\text{st}}_T(\mathbf{x}; \mathbf{p}) \mathbf{x} = P \mathbf{x}^{\text{st}}_T(\mathbf{x}_c):$$

For the one-dimensional problem used for illustration here, it is easy to compute $P \mathbf{v}$ for a given vector \mathbf{v} by

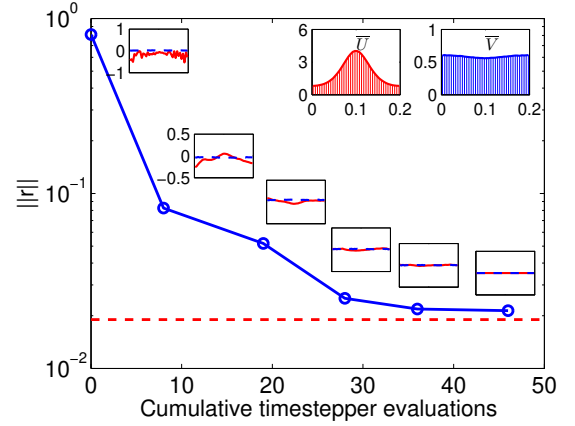


FIG. 4: (Color online) Convergence of Newton-GMRES based on the coarse time stepper for a stable steady state (point 2 in Fig. 3). The y-axis is the norm of the (coarse) residual. The dashed line shows the estimated magnitude of the stochastic simulator fluctuations rescaled to account for replica averaging (which we use to estimate the fluctuations in the evaluation of the coarse time stepper). The relative error of the corresponding solution guess at each Newton step is shown in the insets (solid (dashed) line for U (V) with y-axis ranging from -0.5 to 0.5 except the first one) along the convergence curve. The converged coarse steady state profiles are shown at the upper right. Parameters used: $m = 40$ boxes in the domain $[0; 0.2]$, $T = 0.05$, $N = 2000$ with 150 copies.

solving $P^{-1} \mathbf{y} = \mathbf{v}$ through direct linear algebra (e.g. Gauss elimination). In general, however, it is worth noting that $P^{-1} \mathbf{y} = \mathbf{v}$ can be solved for \mathbf{y} with GMRES, through repeated calls to the (deterministic) time stepper of the (not-so-accurate) deterministic PDEs (Eqs. (8) and (9)).

V. RESULTS AND DISCUSSION

For our coarse time stepper (based on SSA simulation), we discretize the one-dimensional domain $[0, L]$ with $L = 0.2$ into $m = 40$ equally spaced boxes. We choose $N = 2000$, which means that the unit density in each box corresponds to 2000 molecules. Each evaluation of the coarse time stepper corresponds to evolving 150 replicas of the SSA simulator for time $T = 0.05$; the average of all replicas is reported.

We have assumed that there exist some "underlying PDEs" that describe the evolution of the (statistics of the) SSA simulator averaged over an infinite number of copies. In our computations we estimate the coarse time stepper of these "underlying PDEs" by averaging over several (here 150) copies; even though averaging reduces their variance, fluctuations will always remain when a finite number of copies is used. Note that we should not, in general, expect these "underlying PDEs" to be the same as the mean field PDE system described in Section III (Eqs. (8) and (9)), which corresponds to

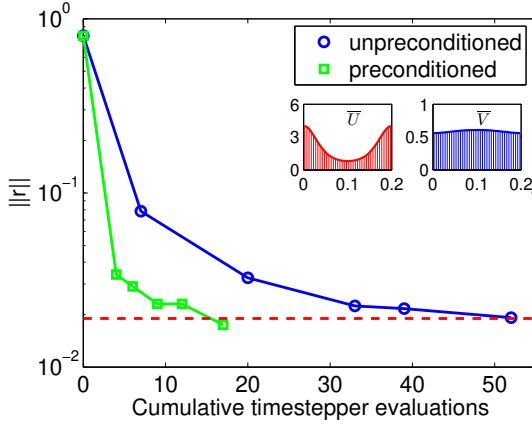


FIG. 5: (Color online) Convergence of Newton-GMRES based on unpreconditioned (equation-free) and preconditioned (equation-assisted) coarse timestepper for an unstable coarse steady state (point 4 in Fig. 3). The dashed line shows the estimated magnitude of the stochastic simulator fluctuations, rescaled to account for replica averaging (which we use to estimate the fluctuations in the evaluation of the coarse timestepper). The upper right insets show the converged coarse steady solution profiles. Parameters used: $m = 40$ boxes in the domain $[0; 0.2]$, $T = 0.05$, $! = 2000$ with 150 copies.

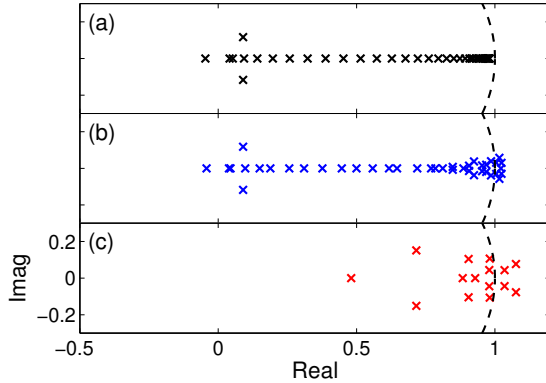


FIG. 6: (Color online) Comparison of the leading coarse eigenvalues of Jacobian matrices based on deterministic timestepper D^{det} , the coarse timestepper D^{st} , and the coarse timestepper after preconditioning PD^{st} , which are all evaluated at the computed unstable coarse steady state. (a) Leading 40 (smallest magnitude) eigenvalues of D^{det} . The eigenvalues have already started clustering at 1. (b) Leading 40 eigenvalues of D^{st} . This (partial) spectrum is very similar to the spectrum in (a). The appearance of complex conjugate eigenvalue pairs close to 1 and eigenvalues larger than 1 as in (b) (and possibly also in (c)) is probably caused by the relatively large fluctuations in the evaluation of the coarse timestepper (while the differences between the eigenvalues within this cluster are relatively small). (c) Leading 15 eigenvalues of PD^{st} . Most of the eigenvalues are clustered close to 1.

the limit of infinite numbers of molecules. We do, however, know that if the parameter $!$ increases to infinity, the underlying PDEs do converge to Eqs. (8) and (9).

We start by using matrix-free Newton-GMRES to compute representative spatially nonuniform (both stable and unstable) coarse steady states through the SSA simulator. The Newton-GMRES fixed point solver used is adapted from the MATLAB code `nsol`²⁸ with two modifications: (a) constant relative tolerance for each GMRES solve; and (b) since our preconditioner changes every time we update the current solution guess, an additional function for constructing the updated preconditioner was included as an additional input parameter. The convergence of Newton-GMRES to a coarse, spatially nonuniform, stable steady state (point 2 in Fig. 3) is shown in Fig. 4. The magnitude of the fluctuations introduced by the stochastic simulator is estimated at this coarse steady state as follows: from long-term SSA simulations, after the stationary state has been reached, we estimate the standard deviation σ_i for each U_i and V_i ; $i = 1 :: m$; our estimate of the magnitude of the fluctuations is the Euclidean norm of this vector of standard deviations. Averaging over n replicas should scale this estimate by a factor of \sqrt{n} ; the resulting estimate is marked by a dashed line in Figs. 4 and 5. This number also provides an estimate of a reasonable expected residual norm upon convergence of the Newton-GMRES.

Because of the presence of fluctuations in the evaluation of the coarse timestepper, an inexact matrix-vector product is computed at each GMRES iteration. The convergence of GMRES in the presence of noise is the focus of extensive study in the current literature (see e.g. Refs.^{29,30,31}). These references include discussions of bounds of the attainable accuracy of the computed solution and possible relaxation strategies in the presence of noise. In the context of Newton-GMRES, the right hand side of the linear equation we want to solve at each Newton step (i.e. (x_c)) is also computed with fluctuations.

A representative unstable coarse steady state (point 4 in the bifurcation diagram) is also computed with Newton-GMRES. In this case, however, we also implemented the equation-assisted preconditioning of the coarse GMRES, as discussed in Section IV, using the inverse of the corresponding Jacobian computed from the known deterministic approximate PDEs. The convergence of Newton-GMRES before and after preconditioning (that is equation-free and equation-assisted, respectively) is compared in Fig. 5. The leading parts of the eigenvalue spectra of D^{det} , D^{st} (the first 40 eigenvalues) and PD^{st} (the first 15 eigenvalues) evaluated at the coarse steady state are computed using the coarse timestepper and the iterative eigenvalue solver ARPACK (implemented in MATLAB as function `eigs`) and shown in Fig. 6. A quick inspection of the numerically computed leading spectra shows that, after preconditioning, the eigenvalues of the preconditioned Jacobian based on the coarse timestepper were indeed more clustered close

to 1, consistent with the reduction in GMRES iterations observed in Fig. 5.

Note that the first vector in the Krylov subspace constructed for GMRES (v_1) is generally obtained by setting the initial solution guess for the linear system to zero. This implies that v_1 is different for the preconditioned and unpreconditioned GMRES (b and Pb for the linear system Eq. (10), respectively, where P is the preconditioner). Since all the subsequent vectors in the Krylov subspace are built upon the first ones, this may also lead to a difference in the number of GMRES iterations to convergence.

Figure 5 shows the cumulative calls to the coarse time-stepper needed to reduce the nonlinear residual, which is similarly defined for both the preconditioned and the unpreconditioned case. The results indicate that the preconditioner is effective in reducing the nonlinear residual, and efficient in terms of overall time-stepper evaluations. The preconditioned and unpreconditioned linear residuals, on the other hand, are measured in different norms ($\|P(b - Ax_k)\|_2$ and $\|b - Ax_k\|_2$); we impose the same relative tolerance for convergence. For non-noisy problems and very tight relative termination tolerances, the results of the two types of linear solve at the end of the first Newton step would be practically the same; with larger termination tolerances, given the presence of noise, this is clearly not the case. When the initial guess is far away from the true solution (at the first Newton step) the initial tolerance for GMRES can be set relatively high, to avoid "oversolving" the linear equation at the early stages of convergence.

VI. CONCLUSION

The purpose of this paper is to illustrate a simple idea: that coarse-grained, macroscopic equations can be used to assist detailed, fine scale stochastic simulations even when they are not really accurate. This is accomplished by using certain features of such closed-form macroscopic equations (such as their discretized linearizations) as preconditioners in equation-free iterative linear algebra computations. This is then an "equation-assisted" approach: we compute with a coarse time-stepper based on the fine scale model, but accelerate the convergence of these computations using "the best available" continuum deterministic model.

In this paper we illustrated the concept using a coarse time-stepper based on a spatially distributed SSA reaction-diffusion implementation of the Schnakenberg kinetic scheme, and preconditioning with the corresponding Jacobian derived from the mean-field PDEs. This allowed us to accelerate the equation-free computation of both stable and unstable spatially structured reaction-diffusion steady states. The approach can be used as a computational "wrapper" around different types of inner stochastic simulators. The inner simulator was based on spatially discretized SSA; the approach could also be

wrapped around "already accelerated" SSA schemes (e.g. those exploiting separation of time scales^{32,33,34}). The approach could also be wrapped around non-SSA, lattice gas spatially distributed kinetic Monte Carlo simulators, or around simulators based on "the best available" analytically coarse-grained models of kinetic Monte Carlo processes (e.g. Refs.^{35,36}). It can also be wrapped around different (non-kMC) types of fine scale or hybrid models such as Lattice-Boltzmann inner simulators¹⁰ (with density PDE preconditioning), or around molecular, Brownian or dissipative particle dynamics simulators of condensed matter problems, with the preconditioning coming from traditional continuum closures (elasticity theory, non-Newtonian rheology). Beyond steady state computations, such preconditioning might also be helpful in other coarse-grained computations involving matrix-free iterative linear algebra, such as implicit coarse integration schemes.

VII. ACKNOWLEDGEMENT

This work was partially supported by the U.S. Department of Energy (IGK, LQ through PPPL) and DARPA, by the NSF (DM S-0404537, CTK) and by the Biotechnology and Biological Sciences Research Council, University of Oxford and Linacre College, Oxford (RE). It is a pleasure for the authors to acknowledge helpful suggestions by Giovanni Samay and Wim Vanroose during the preparation of this manuscript.

*

APPENDIX A: THE BIFURCATION DIAGRAM

The bifurcation diagram with respect to the diffusion coefficient \bar{d}_2 of species V is computed using both the steady state and the deterministic time-stepper approach with identical results and is plotted in Fig. 3.

We used the following parameters in our computations with the deterministic time-stepper from the discretized ODE system: domain length $L = 0.2$, number of nodes $m = 40$, time reporting horizon $T = 1$.

The stability of the steady state solutions is identified by checking the leading eigenvalues (λ_i) of the Jacobian matrix of the linearized ODE system evaluated at the steady states; we confirmed that the eigenvalues of the linearization of our time-stepper at steady state (λ_i) indeed satisfy $\lambda_i = \ln \lambda_i T$. The matrix-free eigenvalue solver ARPACK is used to compute the leading eigenvalues for both the deterministic and the coarse time-steppers.

The first two Fourier coefficients of the steady state solution, a and b (for $\sin(x)$ and $\cos(x)$ respectively), are plotted versus the bifurcation parameter \bar{d}_2 . The (partial) bifurcation diagram consists of four different branches of solutions (plotted in different colors).

The steady states computed in this bifurcation diagram show at most one peak due to the relatively short

domain length. Steady states with n peaks (as shown in Fig. 1) can be easily obtained by using n copies of the one-peak solution as building blocks; yet the stabilities

of the multi-peak and one-peak steady states are not the same (see e.g. Ref.³⁷).

- ¹ H. S. Fogler, *Elements of Chemical Reaction Engineering* (Prentice Hall, 2005).
- ² J. D. Murray, *Mathematical Biology* (Springer Verlag, 2002).
- ³ I. G. Kevrekidis, C. W. Gear, J. M. Hyman, P. G. Kevrekidis, O. Runborg, and C. Theodoropoulos, *Commun. Math. Sci.* 1, 715 (2003).
- ⁴ C. W. Gear, I. G. Kevrekidis, and C. Theodoropoulos, *Comput. Chem. Eng.* 26, 941 (2002).
- ⁵ O. Runborg, C. Theodoropoulos, and I. G. Kevrekidis, *Nonlinearity* 15, 491 (2002).
- ⁶ A. G. M. Akeev, D. M. Aroudas, A. Z. Panagiotopoulos, and I. G. Kevrekidis, *J. Chem. Phys.* 117, 8229 (2002).
- ⁷ R. Erban, I. G. Kevrekidis, D. A. Dalsteinsson, and T. C. Elston, *J. Chem. Phys.* 124 (2006).
- ⁸ H. Salis and Y. N. Kaznessis, *J. Chem. Phys.* 123, 214106 (2005).
- ⁹ C. R. Laing, *J. Comput. Neurosci.* 20, 5 (2006).
- ¹⁰ G. Samay, W. Vanroose, D. Roose, and I. G. Kevrekidis (2006), submitted to *J. Comput. Phys.*
- ¹¹ C. Cercignani, *The Boltzmann Equation and Its Applications* (Applied Mathematical Sciences, 67, Springer-Verlag, 1988).
- ¹² R. Erban and H. G. Othmer, *SIAM J. Appl. Math.* 65, 361 (2004).
- ¹³ R. Erban and H. G. Othmer (2006), submitted to *J. of Math. Biol.*, available as [arxiv.org/q-bio/0601048](https://arxiv.org/abs/0601048).
- ¹⁴ A. M. Turing, *Phil. Trans. Roy. Soc. Lond.* 237, 37 (1952).
- ¹⁵ O. Shimmi, D. Umlis, H. Othmer, and M. B. O'Connor, *Cell* 120, 873 (2005).
- ¹⁶ G. T. Reeves, R. Kalifa, D. E. Klein, M. A. Lemmon, and S. Y. Shvartsman, *Developmental Biology* 284, 523 (2005).
- ¹⁷ J. Schnakenberg, *J. Theor. Biol.* 81, 389 (1979).
- ¹⁸ J. A. Izaguirre, R. Chaturvedi, C. Huang, T. Cickovski, J. Coand, G. Thomas, G. Forgacs, M. Alber, G. Hentschel, S. A. Newman, et al., *Bioinformatics* 20, 1129 (2004).
- ¹⁹ D. T. Gillespie, *J. Phys. Chem.* 81, 2340 (1977).
- ²⁰ A. B. Stundzia and C. J. Lumden, *J. Comput. Phys.* 127, 196 (1996).
- ²¹ S. A. Isaacson and C. S. Peskin, *SIAM J. Sci. Comput.* 28, 47 (2006).
- ²² E. J. Doedel, in *Proc. 10th Manitoba Conf. on Numer. Math. and Comp.* (Univ. of Manitoba, Winnipeg, Canada, 1981), pp. 265{284.
- ²³ Y. A. Kuznetsov and V. V. Levitin (1995–1997), *CONTENT: A Multipatform Environment for Analyzing Dynamical Systems*, Dynamical Systems Laboratory, CWI, Amsterdam.
- ²⁴ G. M. Shro and H. B. Keller, *SIAM J. Numer. Anal.* 30, 1099 (1993).
- ²⁵ L. S. Tuckerman and D. Barkley, in *Numerical Methods for Bifurcation Problems and Large-Scale Dynamical Systems* (Springer, New York, 1999), vol. 119 of *IMA Volumes in Mathematics and its Applications*, pp. 453{466.
- ²⁶ C. T. Kelley, *Iterative Methods for Linear and Nonlinear Equations*, vol. 16 of *Frontiers in Applied Mathematics* (SIAM, Philadelphia, 1995).
- ²⁷ C. Theodoropoulos, Y.-H. Qian, and I. G. Kevrekidis, *Proc. Natl. Acad. Sci.* 97, 9840 (2000).
- ²⁸ C. T. Kelley, *Solving Nonlinear Equations with Newton's Method*, vol. 1 of *Fundamental Algorithms for Numerical Calculations* (SIAM, Philadelphia, 2003).
- ²⁹ V. Simoncini and D. B. Szyld, *SIAM J. Sci. Comput.* 25, 454 (2003).
- ³⁰ J. van den Eshof and G. L. G. Sleijpen, *SIAM J. Matrix Anal. Appl.* 26, 125 (2004).
- ³¹ A. Bouras and V. Fraysse, *SIAM J. Matrix Anal. Appl.* 26, 660 (2005).
- ³² C. V. Rao and A. P. Arkin, *J. Chem. Phys.* 118, 4999 (2003).
- ³³ E. L. Haseltine and J. B. Rawlings, *J. Chem. Phys.* 117, 6959 (2002).
- ³⁴ Y. Cao, D. T. Gillespie, and L. R. Petzold, *J. Chem. Phys.* 122, 14116 (2005).
- ³⁵ M. A. Katsoulakis, A. J. Majda, and D. G. Vlachos, *Proc. Nat. Acad. Sci.* 100, 782 (2003).
- ³⁶ M. A. Katsoulakis, A. J. Majda, and D. G. Vlachos, *J. Comput. Phys.* 186, 250 (2003).
- ³⁷ I. G. Kevrekidis, B. Nicolaenko, and J. C. Scovel, *SIAM J. Appl. Math.* 50, 760 (1990).