

Equation of state of looped DNA

Igor M. Kulic¹, Herve Mohrbach², Rochish Thakkar³, and Helmut Schiesse²¹Department of Physics and Astronomy, University of Pennsylvania Philadelphia, PA 19104, USA²Instituut-Lorentz, Universiteit Leiden, Postbus 9506, 2300 RA Leiden, The Netherlands³Department of Chemical Engineering, Indian Institute of Technology, Bombay, Mumbai, 400076, India
(dated: October 18, 2021)

We calculate the equation of state of DNA under tension for the case that the DNA features loops. Such loops occur transiently during DNA condensation in the presence of multivalent ions or sliding cationic protein linkers. The force-extension relation of such looped DNA modelled as a worm like chain is calculated via path integration in the semiclassical limit. This allows us to determine rigorously the high stretching asymptotics. Notably the functional form of the force-extension curve resembles that of straight DNA, yet with a strongly renormalized apparent persistence length. That means that the experimentally extracted single molecule elasticity does not necessarily reflect the bare DNA stiffness only, but can also contain additional contributions that depend on the overall chain conformation and length.

PACS numbers: 87.15.La, 82.37.Rs, 05.40.-a

I. INTRODUCTION

The DNA double helix is the molecule that encodes the genetic information in living cells. In addition to carrying the genome, DNA has also specific physical properties that are essential for its biological functions. Its mechanical properties are exploited by the protein machinery for the transcription, replication, repair and packaging of DNA [1]. During the last decade it has been possible to manipulate single DNA molecules to determine its elastic properties under different physical conditions [2]. In these experiments, the extension of single molecule versus an applied stretching force is measured by a variety of techniques including magnetic beads [3, 4], optical traps [5, 6], micro-needles [7], hydrodynamic flow [8] and AFM [9]. The studies also made it possible to better understand mechanical interactions between DNA and proteins [10].

The most appealing theoretical description of the DNA molecule is the worm like chain (WLC) model which is a coarse-grained model of DNA with a single parameter, the persistence length l_p , characterizing the chain stiffness. Originating back to the first half of the last century [11] it gained renewed interest after the semible nature of DNA and other (bio)polymers became clear [12] and it is now indispensable for the theoretical understanding of many single molecule experiments. In many cases stiff polymers show a characteristic force-extension behavior that can be well understood in terms of the WLC as being the result of entropic fluctuations of the chain that with increasing tension become suppressed at shorter and shorter wave lengths. Measuring the force-extension characteristics of such a chain allows to extract its overall contour length as well as its persistence length.

The DNA in living cells is rarely found in its straight "naked" state; rather an overwhelming fraction of DNA is strongly conformationally constrained by binding proteins causing loops, bends and wraps. In particular, protein complexes forming loops are essential for biological processes like distant gene expression or DNA packaging [1]. The formation of loops in a DNA molecule under tension has been the subject of the theoretical investigation in Ref. [13]. Also, single molecule stretching experiments on DNA condensed with multivalent counterions performed by several groups [14, 15] might bear loops or related structures like DNA toroids [16]. While the statistical mechanics of unconstrained DNA under tension is well described by the WLC [12], the presence of topological constraints like supercoiling [17, 18] and entanglements [19], or geometrical constraints like protein induced kinks and bends [20, 21] renders analytical results more difficult.

In this paper, we expand the repertoire of analytically solvable "equations of state" by deriving the force extension relation for a DNA with a sliding loop as depicted in Fig. 1. The computation is performed by evaluating quadratic fluctuations around the looped solution (a non-constant saddle-point of the DNA elastic energy). The method is essentially analogous to the semiclassical treatment of tunneling amplitudes in quantum mechanics and instantons in quantum field theory [22]. The equation of state of looped DNA that we present here can be considered as a paradigmatic model case for stretching DNA with a non-trivial ground state. Having understood the physics of the looped DNA it is straightforward to extend the analysis also to other cases where the overall DNA conformation is far from being straight. The calculation presented in the present work has been sketched in a previous paper [23] (for the high-force limit) together with some interesting experimental situations, namely rigid protein-induced kinks and anchoring decorations in AFM stretching of semible polymers. Expressions relating the force-extension measurements to the underlying kink/boundary decoration geometry were also provided in Ref. [23] and applied to the case of the GAL4-loop complex [24].

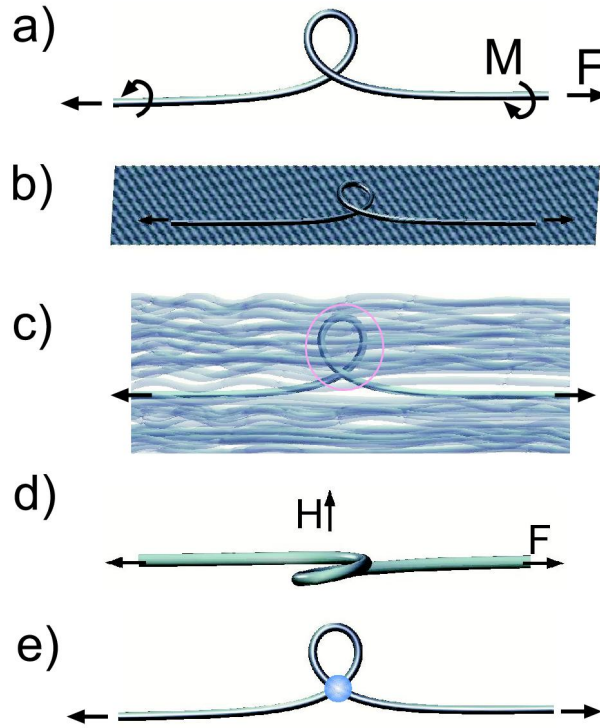


FIG. 1: Various examples of stable loops in DNA under tension: (a) Applied torque M at the ends. (b) DNA adsorbed on a surface. (c) DNA surrounded by a dense solution of infinitely long DNAs. Unfolding of the loop goes hand in hand with an energetically costly transient "cavity" creation (in the pink region). (d) DNA in a strong magnetic field H perpendicular to the applied force. (e) DNA looped by a freely sliding linker ligand ("weakly condensed" DNA).

It is not the purpose of this paper to analyze concrete experimental setups, but to give a more detailed and comprehensive description of our computation. This paper is also more general as we employ our method also to determine the equation of state of sliding loop in the small force regime where the semi-classical approximation is valid for DNA with length smaller than the persistence length whereas for longer DNA our computation is only valid for large forces. In that strong force regime, it will be shown that the presence of the loop modifies the elastic response of the chain in such a manner that the persistence length appears effectively reduced according to the relation

$$l_p^{\text{app}} = l_p \left(1 + 8 \frac{l_p}{L} \right)^2 \quad (1)$$

For a single loop this is obviously a finite size effect involving the scaled total length $l_p = L$, but the effect remains significant over a large range of parameters (e.g. $l_p^{\text{app}} = 0.74 l_p$ for $L = l_p = 50$). Therefore the interpretation of corresponding stretching data has to be taken with care: Even though the data seem to suggest WLC behavior, the extracted value of persistence length might not reflect the real chain stiffness.

An intriguing example that actually inspired this work is the force-extension characteristics of DNA in the presence of condensing agents like spermidine or CoHex [14]. It shows in some cases a stick-release pattern which might be attributed to the sequential unpeeling of single turns of a toroidal condensate [25]. What is important here is that in between the force peaks one can nicely fit WLC behavior but the persistence length that one extracts from these data is typically much lower than that of DNA. Only when the last turn is disrupted and the DNA is in a straight configuration one finds the expected value of the chain stiffness.

Before going into any kind of theoretical analysis of looped DNA under tension it is important to note that such a configuration is intrinsically not stable and has therefore to be stabilized by some mechanism. Some possible mechanisms are listed in Fig. 1: (a) supercoiling in twisted DNA (the same phenomenon like in a looped telephone cable), (b) DNA adsorption on a surface (e.g. a liquid membrane) [26], (c) DNA in a dense liquid crystalline environment kinetically prohibiting the loop unfolding, (d) DNA in a strong magnetic field that tends to align it in a plane perpendicular to the field lines [27] and (e) DNA condensed by multivalent counterions and other ligands that form a freely sliding link.

In Section II of this paper we will shortly review the Euler-Kirchhoff elastic description of the (constrained) ground states of DNA under tension. It is extremely useful for understanding the behavior of constrained "cold DNA". By "cold DNA" we metaphorically mean DNA in situations where the importance of its conformational entropy is negligible as compared to its elastic energy. This is typically the case for short DNA lengths (below its persistence length ℓ_p) and large energy densities (larger than tens of $k_B T$'s per ℓ_p). In the second subsection we switch on the temperature and discuss how the thermal DNA wiggling affects its behavior. As mentioned above such "hot DNA" responds purely entropically to moderate pulling forces. We review the well known derivation of its mechanical "equation of state", i.e., the force extension behavior of stretched DNA. In Section III we derive the statistical mechanics for looped DNA under tension for the most simple case where the looped DNA is confined to two dimensions as depicted in Fig. 1b. In this context we will learn how stretched DNA behaves when its new "ground state" is far from the straight conformation. The analytical machinery that is applied and developed further here has its roots in classical problems of physics like instantons in quantum mechanical tunnelling [22]. The unifying concept behind all these phenomena is that of path integration in the semiclassical limit. In Section IV we finally calculate the stretching of looped DNA in three dimensions. We start with the case of DNA being oriented in a strong magnetic field, Fig. 1d. After having given a rigorous derivation of this case, we determine the partition function for a loop stabilized by a sliding ligand, cf. Fig. 1e which finally leads to Eq. 1.

II. INTRODUCTORY REMARKS

A. Euler elastica

The basic assumption of a purely elastic description of DNA (and other semiflexible polymers as well) is that the local energy density of a given DNA state is given as a quadratic function of the underlying distortions from the straight state. Let us consider the simplest situation where the DNA twist degree of freedom can be neglected. This can be done in cases when the DNA twist is not constrained from outside, i.e., when no external torsional torques are acting on it. Then we can describe the path of the DNA of given length L and bending constant A subjected to an applied tension F by the space curve $\mathbf{r}(s)$ with the tangent $\mathbf{t}(s) = \frac{d}{ds}\mathbf{r}(s)$. It is convenient to choose the parameter $0 < s < L$ as the contour length and to normalize the tangent to unity $t^2(s) = 1$. The elastic energy under an applied force F writes in this case [28]

$$E[\mathbf{t}] = \int_0^L \left[\frac{A}{2} \left(\frac{d\mathbf{t}}{ds} \right)^2 - F \mathbf{t} \cdot \mathbf{e}_z \right] ds \quad (2)$$

Here A is the bending stiffness that is usually expressed as $A = \ell_p k_B T$ where ℓ_p is the orientational persistence length; for DNA $\ell_p \approx 50$ nm [29].

Let us look first at "cold" DNA, i.e., at a molecule shorter than ℓ_p where we can in principle neglect entropic contributions to its behavior. The problem of finding the DNA conformation reduces in this case to the classical problem of inextensible elastic beam theory [28] of finding the energy minimizing state $E = t = 0$ which satisfies the given constraints. In a concrete computation one would parameterize the unit tangent vector \mathbf{t} in spherical coordinates $\mathbf{t} = (\cos \theta \sin \phi; \sin \theta \sin \phi; \cos \phi)$ and put the force along the z -axis so that the energy now writes

$$E = \int_0^L \left[\frac{A}{2} \left(\dot{\theta}^2 \sin^2 \phi + \dot{\phi}^2 \right) - F \cos \phi \right] ds \quad (3)$$

Note that this linear elastic ansatz can be readily extended to the description of twisted DNA states [30] by introducing another degree of freedom, the twisting angle $\psi(s)$, in addition to $\theta(s)$ and $\phi(s)$. In this case one has to modify Eq. 3 by adding the term $\frac{B}{2} (-\cos \phi + 1) + \frac{1}{2} \dot{\psi}^2$ with B denoting the twist-rigidity constant that is for DNA of the same magnitude as the bending constant, $B \approx 70 k_B T$ nm [29]. The reason why we can neglect it in some (but by far not all) problems is that if the twist angle ψ is not explicitly constrained (no rotational torque or torsional constraining of DNA) it can always adapt so that the B multiplying term in the integral vanishes (without affecting $\theta(s)$ and $\phi(s)$).

Remarkably, as pointed out by Kirchhoff [31] the total energy of deformed DNA (elastic rod) can be mapped onto the Lagrangian action of a symmetric spinning top in a gravity field. The angles then $\theta(s)$; $\phi(s)$ and $\psi(s)$ describing the local deformations of the rod along the contour length s become the Euler-angles $\theta(t)$; $\phi(t)$ and $\psi(t)$ of the spinning top describing the rotation of the internal coordinates system (with respect to the space fixed frame) as functions of time t . All the quantities appearing in Eq. 3 have their counterparts in the spinning top case [32]. The tension F is the equivalent of the gravity force acting on the spinning top; the rigidity constants B and A correspond

to the principal moments of inertia around the symmetry axis and perpendicular to it, respectively. The resulting rod shapes are usually called Euler-Kirchhoff elements (in 3D) or Euler-elastica (in the 2D case). They are given explicitly in terms of elliptic functions and integrals [32]. The latter fact allows one in many cases (for a given set of forces and boundary conditions) to obtain the DNA shapes in an analytical or at least numerically inexpensive manner.

B. Semi-classical straight DNA stretching

The previous description of DNA conformations via the ground state of a purely elastic beam can, however, only be successful for very short DNA (shorter than its persistence length l_p). In many practical situations with the DNA molecules having lengths on the order of microns to centimeters ($\gg l_p$) one needs to go beyond the ground state description. But as shown in this paper, this is even true for short DNA ($< l_p$) forming a loop. An important question (from the experimental and theoretical point of view) in the context of DNA stretching is the determination of the mean end-to-end distance of a DNA chain as a function of the stretching force F at a finite temperature T [12]. Then in order to take into account temperature effects on a WLC under tension one has to compute the following partition function

$$Q(F; L; T) = \int_{\mathcal{C}} \mathcal{D}^3 \underline{t} e^{-E[\underline{t}]} \quad (4)$$

with the energy expression given by Eq. 2. This partition function is formally the imaginary time analytical continuation of a path integral of a quantum particle on a unit sphere subjected to an external force. The chain inextensibility constraint (represented by the δ function in Eq. 4) makes this path-integral a highly non-trivial quantity to compute as it introduces a parametrization-dependent nontrivial measure term. But as shown below by choosing a proper parametrization of the unit sphere this unpleasant term does not give any contribution if we limit the computation to the semiclassical approximation.

Let us briefly rederive the well-known results for the force-extension behavior [12]. To evaluate the path integral we introduce the following representation of the tangent vector defined in a Cartesian coordinate system [22] $\underline{t} = (\frac{1}{q}; \underline{q}_y; \underline{q}_z)$. If we now consider a force that points in the x direction, then the energy becomes only q dependent and reads

$$E[q] = \int_0^L \frac{A}{2} g_{ij}(q) \frac{dq^i}{ds} \frac{dq^j}{ds} + F \int_0^L \frac{1}{q} ds \quad (5)$$

with $(i, j = y, z)$. The metric and its determinant that determine the $O(3)$ invariant measure are respectively $g_{ij}(q) = \frac{q_i q_j}{1 - q^2}$ and $g(q) = \frac{1}{1 - q^2}$, and the partition function is now written in a curved space as

$$Q(F; L; T) = \int \mathcal{D}^2 [q] \int \frac{1}{g(q)} e^{-E[q]} = \int \mathcal{D}^2 [q] e^{-E[q] - E_m[q]} \quad (6)$$

with a measure term that can be exponentiated $E_m[q] = -\frac{(0)}{2} \int_0^L dt \log \frac{1}{q^2}$ which is highly singular. To go further we now parametrize the unit vector by the Euler angles $\theta(s)$ and $\phi(s)$. The choice of the force direction parallel to the x axis in Eq. 5 turns out to be necessary because an expansion of Eq. 3 around the straight conformation $\theta = 0$ is singular as the angle $\phi(s)$ is then arbitrary. This causes no technical problem when dealing with ground states since ϕ enters Eq. 3 only through its derivative—but we need to rotate the force direction into the x direction before dealing with the statistical mechanics of "hot DNA" on basis of Eq. 4. Introducing the angle $\#(s) = \theta(s) - 2$ one has $\underline{t} = (\cos \cos \#; \sin \cos \#; \sin \#)$. Having $J = \cos^2 \# \cos$ as the Jacobian of the transformation the partition function writes:

$$Q(F; L; T) = \int \mathcal{D}[\theta] \mathcal{D}[\phi] e^{-E[\#; \phi] - E_m[\#]} \quad (7)$$

with the elastic energy

$$E[\#; \phi] = \int_0^L \frac{A}{2} \left[\frac{1}{\cos^2 \#} + \#^2 + F \cos \# \cos \phi \right] ds \quad (8)$$

and with a measure expressed as

$$E_m[\#] = \int_0^L \frac{(0)}{2} ds \log(\cos \#) \quad (9)$$

which guarantees the $O(3)$ invariance of the measure $D[\mathbf{r}]D[\mathbf{\hat{r}}]$ of the functional integral. Our "non-standard" parametrization of the unit vector tangential to the chain and the choice of a force pointing in the x -axis that looks unusual are necessary in order to deal properly with the measure in a semiclassical approach of the nontrivial functional Eq. 7. Instead, the standard trick for WLC is based on an analogy between the partition function and the Feynman amplitude of a quantum particle. The partition function is then approximately evaluated by determining the eigenstates of the associated quantum Hamiltonian [12, 18]. This method seems to be difficult to adapt in the presence of non-trivial saddle points, even though it has been applied for tightly bend DNA [33].

Computationally Eq. 8 with the two functions $\#$ and $\#_0$ entering the energy in a nonlinear manner makes the problem difficult to be treated analytically. We therefore use the harmonic approximation valid for small fluctuations around the straight conformation ($\mathbf{t} \parallel \mathbf{e}_x$), i.e., we expand the energy \mathcal{E} at the quadratic order around the trivial saddle point ($\mathbf{r}_0 = \mathbf{r}_0 = 0$). As $\#_0$ is absent in front of the measure, Eq. 9, this later does not participate to the selection of the saddle point, but one has to take it into account when considering quadratic fluctuations, i.e., $E_m[\#] = \int_0^L ds \#_0^2$. The saddle point being trivial the measure term vanishes and the partition function factorizes into two independent partition functions:

$$Q(F; L; T) = e^{-F L} Q_1^2(F; L; T) \quad (10)$$

with

$$Q_1(F; L; T) = \int D[\mathbf{r}] e^{-\frac{R_L}{2} \int_0^L (\dot{\mathbf{r}}^2 + F^2 r^2) ds} \quad (11)$$

Note that this factorization property and, in particular, the cancellation of the measure are due to our choice of the coordinate system.

In order to compare later the free energy of the straight chain with that of the looped conformation, we compute the path integral with the boundary conditions $\mathbf{r}(0) = \mathbf{r}(L) = 0$ and $\mathbf{\hat{r}}(0) = \mathbf{\hat{r}}(L) = 0$ which are the most convenient choice for a semiclassical evaluation of the path integral around a non-trivial saddle point. The Fourier decomposition is then restricted to sine functions $\mathbf{r}(s) = \sum_{m=1}^{\infty} \frac{2}{L} \sin(\frac{m\pi s}{L}) \mathbf{r}_m$ with frequencies $\frac{m\pi}{L}$ and $\frac{m\pi}{L}$. The evaluation of path integral then reduces to the computation of a product of Gaussian integrals leading to

$$Q(F; L; T) = \frac{P}{2} \frac{A F}{\sinh(L \frac{F}{A})} e^{-F L} \quad (12)$$

The force-extension relation can then be deduced from the expression $\langle x \rangle = \frac{\partial G}{\partial F}$ where $G(F; L; T) = -\frac{1}{\beta} \ln Q(F; L; T)$ is the free energy of the system. We then obtain

$$\frac{\langle x \rangle}{L} = 1 + \frac{1}{2} \frac{1}{F L} - \frac{1}{2} \frac{P}{F A} \coth(L \frac{F}{A}) \quad (13)$$

Here we introduced the quantity $\frac{P}{A} = \frac{1}{F}$, usually called the deflection length or tension length [20, 34], that becomes the relevant length scale in the case of DNA under tension replacing the usual (tension-free) persistence length $\ell_p = A = k_B T$.

From the force-extension relation Eq. 13 we see that two limiting cases corresponding to regimes of small forces $L \frac{F}{A} \ll 1$ and large forces $L \frac{F}{A} \gg 1$ can be studied analytically.

1. Small forces regime: $L \frac{F}{A} \ll 1$

One can readily see that this condition implies a small force regime $F L \ll \ell_p = L$ which is compatible with the harmonic approximation only if the persistence length is much larger than the chain length ($\ell_p \gg L$). Then in this case Eq. 13 becomes

$$\frac{\langle x \rangle}{L} \approx 1 - \frac{L}{6 \ell_p} + \frac{L^3}{24 \ell_p^3} \frac{F}{A} \approx 1 - \frac{L}{6 \ell_p} \quad (14)$$

$$(15)$$

i.e. thermal fluctuations lead in leading order to a force-independent small reduction of the end-to-end distance.

2. Large forces regime $L = l_p$

This regime implies the condition $FL = l_p$; that can be made compatible with the harmonic approximation for any value of the ratio l_p/L . The free energy of the WLC under tension is then approximately given by

$$G(F; L; T) = FL + \frac{L}{A} \left(\frac{FL}{A} \right)^{3/2} - \frac{1}{2} \ln \left(\frac{p}{AF} \right) \quad (16)$$

whereas the force-extension relation in this limit becomes

$$\frac{hxi}{L} = 1 - \frac{1}{2} \frac{p}{FA} + \frac{1}{2FL} \quad (17)$$

In this force regime the term $O(1/FL)$ can always be neglected and one arrives at the important formula [12]

$$\frac{hxi}{L} = 1 - \frac{k_B T}{2FA} \quad (18)$$

This can be solved for the force:

$$F = \frac{k_B T}{4l_p} \frac{1}{(1 - hxi/L)^2} \quad (19)$$

The force, Eq. 19, is of entropic origin as the proportionality to temperature indicates. Equation 19 turned out to be a very powerful tool for directly and accurately determining the persistence length of DNA molecules from micromanipulation experiments under a multitude of conditions [2]. One should note that Eq. 19 is only valid in the limit of large forces ($F = \frac{k_B T}{4l_p} = 20$ fN) and large relative extensions $hxi/L \rightarrow 0$. Looking at its simplicity it is somehow surprising that it is experimentally accurate for piconewton forces almost up to the point where DNA starts to melt and the WLC description breaks down (around 60 pN).

To have an expression that also includes very low forces (on the femtonewton scale) one usually uses the following interpolation formula [12]

$$F = \frac{k_B T}{l_p} \left[\frac{1}{4} \frac{1}{1 - \frac{hxi}{L}} + \frac{1}{4} + \frac{hxi}{L} \right] \quad (20)$$

In the limit of small extensions, $hxi/L \rightarrow 0$, one recovers $F = \frac{3}{2} \frac{k_B T}{l_p} \frac{hxi}{L}$ which is the force that one expects for a Gaussian coil perturbed by weak forces [35]. For large forces one asymptotically recovers Eq. 19.

III. THE LOOP IN 2D

In the following we consider a DNA chain under tension that contains a sliding loop. The corresponding shape at zero temperature is that of the homoclinic loop [36] that is a solution of the Euler-Lagrange equations. This filament shape that was already considered by Euler [32] is two-dimensional. For any given finite tension F the homoclinic loop turns out to be stable for arbitrarily large in-plane perturbations. Indeed the 2D homoclinic loop can be considered as a (static) topological soliton appearing in many contexts of contemporary physics ranging from Josephson-junctions, dislocations in solids [37] to QM tunneling problems [22]. In the current section we study the DNA chain being confined to two dimensions; only in Section IV we go into the third dimension by allowing also out-of-plane fluctuations. The problem is then that the loop is intrinsically unstable (in contrast to a false claim in literature [38]) and one has to introduce potentials or constraints necessary for its stabilization.

A. The partition function

Consider a looped DNA chain under tension F along the x -axis. In this section the DNA is only allowed to fluctuate in-plane (as it is the case for a chain adsorbed on a fluid membrane, cf. Fig. 1b). We neglect the DNA twist degree of freedom that in general { if not explicitly constrained } decouples from the DNA bending energy.

To obtain the force-extension behavior of the loop in 2D we evaluate semiclassically the partition function Q_{loop} by considering quadratic fluctuations around the saddle point φ_{loop} that is here the loop configuration. We impose that the angles at the extremities of DNA are clamped in an orientation parallel to the force direction, so that $\varphi(L=2) = 0$ and $\varphi(L=2) = 2\pi$. Then the partition function in 2D corresponds to the following quantum probability amplitude expressed in terms of a path integral:

$$Q_{\text{loop}} = \int_{\varphi(0)=0}^{\varphi(2\pi)=2\pi} \mathcal{D}[\varphi] e^{-E[\varphi]} \quad (21)$$

where the energy can be written:

$$E[\varphi] = \frac{1}{2} \int_0^{2\pi} \left(\frac{d\varphi}{dt} \right)^2 dt \quad (22)$$

with the dimensionless contour length $t = s/a$; dots represent from now on derivatives with respect to t . In the spirit of the Kirchhoff kinetic analogy from Section IIA the bending energy in Eq. 22 corresponds to the Lagrangian of a spherical pendulum in the gravitational field. We now expand $E[\varphi]$ up to quadratic order around the minimum configuration φ_{loop} by introducing a fluctuating field such that $\varphi = \varphi_{\text{loop}} + \delta\varphi$. The linear term E in this expansion vanishes because φ_{loop} is an extremum point of E and we have

$$E[\varphi_{\text{loop}} + \delta\varphi] = E_{\text{loop}} + \frac{1}{2} E''[\varphi_{\text{loop}}] \delta\varphi^2 \quad (23)$$

1. The saddle point contribution

To determine the saddle point configuration we solve the Euler-Lagrange equations of Eq. 22 that gives the following nonlinear equation

$$\frac{d^2\varphi}{dt^2} = -\sin\varphi \quad (24)$$

which is the time independent Sine-Gordon equation well known and studied in many systems especially in the context of solitons (and their applications like Josephson junctions, cf. Davydov's book [37]). Beside the trivial solution $\varphi = 0$ that corresponds to the ground state but cannot describe a loop configuration there exist other topological solutions of Eq. 24 that are appropriately called solitons or kinks. Now Eq. 24 can be integrated twice to obtain

$$\left(\frac{d\varphi}{dt} \right)^2 = \frac{2}{C} (1 - \cos\varphi) \quad (25)$$

with an integration constant C . The general solution of Eq. 24 with arbitrary C leads to elliptic functions. With the condition $t_0 = 0$ and $\varphi(0) = 0$ the solution reads

$$\cos\varphi_{\text{loop}}(t) = 2\text{sn}^2\left(\frac{t}{m}\right) - 1 \quad (26)$$

$$\frac{d\varphi_{\text{loop}}}{dt}(t) = \frac{2}{m} \text{sn}\left(\frac{t}{m}\right) \text{cn}\left(\frac{t}{m}\right) \quad (27)$$

with sn and am being the Jacobian elliptic function with parameter m [39] whose value is related to C in Eq. 25 via $m = 2/(1+C)$. The parameter m with the range $0 \leq m \leq 1$ results from the clamped boundary conditions and is implicitly given by

$$\frac{1}{m} K(m) = \frac{L}{2} = \frac{L}{2} \frac{1}{F(A)} \quad (28)$$

with $K(m)$ denoting the complete elliptic integral of the first kind [39]. In the Kirchhoff analogy the solution Eq. 26 describes a revolving pendulum that makes one full turn during the "time period" $L = 2\pi$.

The "classical" ($T = 0$) bending energy of the loop as an implicit function of the force is then given by

$$E[\varphi_{\text{loop}}] = 4 \frac{1}{L} K(m) [K(m) (m-2) + 4E(m)] \quad (29)$$

where $E(m)$ is the complete elliptic integral of the second kind [39]. We compute now the contribution of the quadratic fluctuations around this looped saddle point to the partition function.

2. The fluctuation contributions

In the semi-classical approximation [22] the partition function Eq. 21 can be written as a product of an energetic contribution and a quadratic path integral over the fluctuating fields satisfying the Dirichlet boundary conditions $(\frac{L}{2}) = (\frac{L}{2}) = 0$:

$$Q_{\text{loop}} = e^{-E_{\text{loop}}} Q_{\text{loop}}^{\text{fluct}} \quad (30)$$

with the partition function corresponding to the quadratic fluctuation contributions given by

$$Q_{\text{loop}}^{\text{fluct}} = \int_{D[\frac{L}{2}; \frac{L}{2}]} e^{-\frac{p_{AF}^2}{2} R_{L=2}} \hat{T} dt = \frac{S \frac{p_{AF}^2}{2}}{D(\frac{L}{2}; \frac{L}{2})} \quad (31)$$

Here $D(\frac{L}{2}; \frac{L}{2})$ is the determinant associated to the quadratic fluctuation operator \hat{T} that reads

$$\hat{T} = -\frac{\partial^2}{\partial t^2} + 2\sin^2 \frac{t}{m} \quad (32)$$

The problem of finding the eigenvalues of this operator falls into a class of "quasi exactly solvable" problems and typically appears in quantum mechanical problems. The corresponding differential equation is called the Lamé equation [40]. It admits simple solutions in terms of polynomials of elliptic functions sn , cn and dn . Its discrete spectrum is known [40] and writes

$$\begin{aligned} \lambda_1 &= \frac{1}{m} \quad \text{and } f_1(t) = \text{cn} \frac{t}{m} \\ \lambda_0 &= 0 \quad \text{and } f_0(t) = \text{dn} \frac{t}{m} \\ \lambda_{-1} &= \frac{1}{m} \quad \text{and } f_{-1}(t) = \text{sn} \frac{t}{m} \end{aligned} \quad (33)$$

One sees immediately that the only eigenfunction satisfying the Dirichlet condition is f_{-1} so that the smallest eigenvalue of \hat{T} is λ_{-1} that we denote in the following by

$$\lambda_0 = \frac{1}{m} \quad (34)$$

Therefore for a molecule of finite length there is no zero mode but λ_0 goes to zero in the limit of infinite length L that in terms of m corresponds to the limit $m \rightarrow \infty$. The existence of a vanishing eigenvalue is the consequence of the translational invariance $t \rightarrow t + t_0$ of the loop solution that formally causes a divergence of Eq. 31 [22].

The determinant $D(\frac{L}{2}; \frac{L}{2})$ can be computed directly via the method of Gelfand and Yaglom [41] that consists of solving an initial value problem on the interval $[L=2; L=2]$. The explicit solution for $D(\frac{L}{2}; \frac{L}{2})$ can be stated in terms of the "classical" solution $\gamma_{\text{loop}}(t)$:

$$\begin{aligned} D(\frac{L}{2}; \frac{L}{2}) &= \gamma_{\text{loop}}(\frac{L}{2}) - \gamma_{\text{loop}}(\frac{L}{2}) \int_{L=2}^{\frac{L}{2}} \frac{dt}{\gamma_{\text{loop}}(t)} \\ &= 2 \frac{p_{AF}}{m} E(m) \end{aligned} \quad (35)$$

This expression, however, has to be taken with caution since it is incorrect for large values of $L = m$ missing a factor $e^{-\frac{L}{2} \frac{p_{AF}^2}{m}}$ that corresponds to the fluctuation contribution of the linear part of the DNA. To solve this problem one has to take the translational invariance of the loop into account. The way to deal rigorously with a zero mode in the infinite L case is well known [22]. One has to consider the infinite number of degenerate saddle points resulting from the translational invariance by considering the collective time coordinate t_0 as an integration variable instead of the normal mode a_0 associated to the zero mode eigenfunction $f_0(t)$. For a finite chain length we also have to take into account the displacement of the kink solution but this time only on a finite interval of length L . We compute the corrected determinant D_{corr} by removing the would-be-zero mode from the determinant and by considering explicitly the finiteness of the space that this mode can populate:

$$D_{\text{corr}}(\frac{L}{2}; \frac{L}{2}) \stackrel{L=2}{=} \frac{R_1}{R} \frac{e^{-\frac{p_{AF}^2}{2} \int_0^{a_0^2} da_0}}{e^{-\frac{p_{AF}^2}{2} \int_0^{a_0^2} da_0}} D(\frac{L}{2}; \frac{L}{2}) \stackrel{L=2}{=} \quad (36)$$

where the boundary must be determined by computing the Jacobian defined by $a_0 = J^{-1}(m) \cdot t_0$. To do this consider a small translation of the loop which is then given by $x_{loop} = -x_{loop} \cdot t_0$. Because the same translation can be done by the eigenfunction $f_0(t)$ we have $x_{loop} = f_0(t) \cdot a_0$. It is easy to check that the normalized-to-one eigenfunction associated to the zero mode is of the form $f_0(t) = \frac{R_{L=2}}{L=2} \frac{dt^2_{loop}}{dt^2_{loop}} \cdot x_{loop}(t)$ from which follows that the Jacobian is simply equal to the normalized factor

$$J^{-1}(m) = \frac{Z_{L=2}}{L=2} \frac{dt^2_{loop}}{dt^2_{loop}} = \frac{8E(m)}{P \frac{m}{m}} \quad (37)$$

From this relation we deduce $\frac{L}{2} \frac{8E(m)}{P \frac{m}{m}}$ and finally obtain the partition function:

$$Q_{loop} = \frac{P \frac{AF}{m E(m)}}{4 P \frac{m}{m} E(m)} \frac{1}{\text{erf} \left(\frac{P \frac{AF}{m} \frac{1}{0 E(m) L} A e^{-2 \frac{P \frac{AF}{m}}{K(m)(m-2)+4E(m)}} \right)} \quad (38)$$

Using the relations 28 and 34 we can rewrite this expression fully in terms of m :

$$Q_{loop}(m) = \frac{\frac{1}{2} \frac{K(m)}{L E(m)}}{\frac{1}{2} \frac{K(m)}{L E(m)}}^{\frac{1}{2}} \text{erf} \left(\frac{1}{2} \frac{1}{L} K^{\frac{3}{2}}(m) E^{\frac{1}{2}}(m) (1-m)^{\frac{1}{2}} e^{-4 \frac{1}{L} K(m) K(m)(m-2)+4E(m)} \right) \quad (39)$$

Note that the erf-function only differs significantly from unity for values of $m \rightarrow 1$ which corresponds to the long DNA limit $L \rightarrow 1$, i.e., the correction given by the entropic contribution of the loop is significant only in this limit. This is important because our computation of the Jacobian is strictly valid only in this limiting case: The eigenfunction $f_0(t)$ associated with the zero eigenvalue ϵ_0 (and responsible for the translation of the loop) satisfies the Dirichlet condition only in the limit of an infinitely long chain. This is why the zero mode (and hence $f_0(t)$) are excluded from the determinant for finite chains. Physically the boundary condition used in our computation implies that for a finite chain the shift of the loop induces an elastic deformation that costs energy. Only in the long-chain-limit the loop can move freely. The constraint Eq. 28 can be solved for $m \rightarrow 1$ giving $m \rightarrow 1 - 16e^{-L}$ showing that the smallest eigenvalue ϵ_0 , Eq. 34, reads $\epsilon_0 = 16e^{-L}$. So indeed (as intuitively expected) this eigenvalue becomes asymptotically zero for $L \rightarrow \infty$ (i.e. $m \rightarrow 1$).

B. The force-extension relation

The force-extension relation of the looped chain in 2D follows from the free energy $G_{loop} = -\frac{1}{\beta} \ln(Q_{loop})$ via $\langle x \rangle = -\partial G_{loop} / \partial F$ with Q_{loop} given by Eq. 39. Due to the structure of Q_{loop} the mean extension is a sum of three terms: a contribution from the bending energy, a second one from fluctuations around the loop conformation and a third from the error function, i.e.

$$\langle x \rangle = \langle x_E \rangle + \langle x_K \rangle + \langle x_{err} \rangle \quad (40)$$

The saddle point contribution to the mean extension is given by

$$\langle x_E \rangle = \frac{L}{m} \left[\frac{(2-m)K(m) - 2E(m)}{K(m)} \right] \quad (41)$$

The contribution resulting from fluctuations around the loop conformation (determinant) is given by:

$$\langle x_K \rangle = \frac{L^2}{16\beta m} \left[\frac{E^2(m) + (1-m)K^2(m) - 2(1-m)E(m)K(m)}{(E(m)K(m))^2} \right] \quad (42)$$

Finally, the contribution coming from the error function is:

$$\langle x_{err} \rangle = \frac{L(1-m)\beta E^2(m) - (1-m)K^2(m) - 2E(m)K(m)}{2 \frac{P}{m} \text{erf} \left(\frac{1}{2} \frac{1}{L} K^{\frac{3}{2}}(m) E^{\frac{1}{2}}(m) (1-m)^{\frac{1}{2}} \right)} \frac{e^{-\frac{8\beta}{L}(1-m)E(m)K^3(m)}}{E(m) \frac{1}{L} (1-m)E(m)K(m)} \quad (43)$$

This allows one to immediately plot force-extension curves for a loop in 2D. We dispense here with giving such a plot since the curves turn out to be very close to the corresponding ones in 3D, presented below in Fig. 4. Instead we only extract from Eqs. 41 to 43 the limiting cases of small and large forces.

1. Limit of small values of $m \rightarrow 0$:

This corresponds to a regime of small forces $L=2 \ll 1$, valid only for chains satisfying $l_p=L \ll 1$: In this limit the functions $\sin(x/jn) \approx \sin(x)$ and $\arcsin(x/jn) \approx x$; so that the loop configuration given by Eq.26 corresponds to a circle $l_{loop}(s) = \frac{L}{2} + 2s = L + O(m)$. The bending energy is then given by:

$$E_{circle} = 2 \frac{L^2}{l_p} + O(m) \quad (44)$$

where we used $K(m) \approx 2 + O(m)$ for m very small.

To determine the force-extension relation we expand the various contributions in expression Eq.41 to the first order in m and replace m by $\frac{L^2}{2} \frac{F}{A}$. We then arrive at

$$\langle h_{ext} \rangle = \frac{L}{8} \frac{F L^2}{l_p k_B T} + O(m^2) \quad (45)$$

which shows that the bending energy contribution to the elongation goes to zero with the force. This is expected as the bending energy is independent of the force when m goes to zero by virtue of Eq. 44.

In the same manner we obtain for the contribution due to the quadratic fluctuations around the loop (there is no translational invariance in this case as the linear part of the chain is negligible) the expression

$$\langle k_x^2 \rangle = \frac{L^2}{4 l_p^2} (1 + O(m)) \quad (46)$$

We find here that the thermal fluctuations cause on average an increase of the end-to-end distance (resulting in a reduction of the loop size). Note that this is contrary to the stretching of a linear DNA where entropic effects lead to a shortening of the polymer (cf. Eq.14).

As the loop cannot slide in this context, the contribution of the error function to the force-extension relation should vanish. Indeed our computation gives

$$\langle h_{err} \rangle = \frac{120}{2} \frac{L^2}{l_p} e^{-\frac{4 l_p}{2L}} (1 + O(m^2)) \quad (47)$$

which is negligible due to $l_p=L \ll 1$.

In conclusion in the regime $\frac{L}{2} \ll 1$; the force extension relation is given by:

$$\frac{\langle h_{ext} \rangle}{L} = \frac{L}{4 l_p^2} \left(1 + \frac{F L}{2} \right) \quad (48)$$

i.e., for short looped chains the extension grows linearly with the force.

2. Limit $m \rightarrow 1$: the homoclinic loop case

In the limit $m \rightarrow 1$; $K(m)$ diverges as $\ln \frac{4}{1-m}$ and $E(m) \rightarrow 1$: By virtue of Eq.28 this corresponds then to the case $L=2 \ll 1$ (strong force regime) where the length of the molecule is very large compared to the loop size of order $\frac{1}{2}$. If one is only interested in the force extension curve one can directly take the limit $m \rightarrow 1$ in Eq.40. It is, however, interesting to rederive it via the saddle point approximation of the path integral in the infinite chain limit because then the strong analogy between our computation and the semi-classical treatment of the tunneling of a quantum particle in a double well potential becomes very transparent.

In the limit of a very long DNA chain, expression 28 reduces to a kink configuration $l_{loop} = 4 \arctan e^t$ interpolating between the two values $l(-1) = 0$ and $l(+1) = 2$, cf. also Fig2. Equation 26 is then given by

$$\cos l_{loop}(t) = 1 - \frac{2}{\cosh^2(t)} \quad (49)$$

This saddle point solution is correct only in the infinite chain limit, but for finite large length the corrections are of order e^{-L} . This implies that the bending energy of the kink is then given by

$$E_{loop} = E[l_{loop}] = F L + \frac{4}{8} \frac{F}{A} + O(e^{-L}) \quad (50)$$

The fluctuating quadratic operator in this long chain limit is

$$\hat{T} = \frac{\partial^2}{\partial t^2} + 1 - \frac{2}{\cosh^2(t)} \quad (51)$$

This operator is the same as the fluctuating operator obtained by considering fluctuations around the kink solution that appears in the semi-classical treatment of a quantum particle in a double well potential. Having this operator one can compute its set of eigenvalues by solving the Schrodinger equation for a particle moving in a potential of the Rosen-Morse type (see [22, 42]). Then the partition function is given by

$$Q_{\text{loop}} = \frac{4}{L} F e^{\frac{L}{2} \frac{F}{A}} e^{-\left(8 \frac{F}{A} - L F\right)} \quad (52)$$

from which we deduce the free energy

$$G_{\text{loop}} = \frac{L}{2} \frac{F}{A} + 8 \frac{F}{A} - L F - \frac{1}{L} \ln \frac{4}{L F} \quad (53)$$

We compare now this free energy to that of the straight state. Note that we cannot use Eq. 16 since it corresponds to 3D case. Instead we need the 2D free energy that derives from a partition function that is evidently given by $Q(F; L; T) = e^{F L} Q_1(F; L; T)$. This means that the second and third term of the free energy expression, Eq. 16, have to be divided by 2. Subtracting that free energy, G_0 , from G_{loop} leads to the free energy difference:

$$G_{\text{loop}} - G_0 = G_{\text{loop}} - G_0 = 8 \frac{F}{A} + O\left(-\frac{1}{L} \ln \frac{L F}{k_B T}\right) \quad (54)$$

Then we see that the free energy difference $G_{\text{loop}} - G_0$ is dominated by the elastic energy part $8 \frac{F}{A}$ which is the second term in E_{loop} , Eq. 50. The first term $F L$ is already present in the straight DNA case and cancels in the difference. Besides that (typically very large) term there is merely a logarithmic correction. We note that a weak coupling of the thermal fluctuations to a DNA shape has also been observed by Odijk [33] for circular DNA rings.

The force-extension curve of a 2D loop is then calculated via $h x_i = -\partial G_{\text{loop}} / \partial F$:

$$\frac{h x_i}{L} = 1 - \frac{1}{4} + 4 \frac{L}{F} \left(\frac{1}{F L} + \frac{1}{F L} \right) \quad (55)$$

To understand the origin of each of the various contribution to Eq. 55 we consider now the limit $m \rightarrow 1$ of Eq. 40. We find for the energetic contribution

$$h x_{i, m \rightarrow 1} = L - 1 - \frac{4}{L} \frac{A}{F} \quad (56)$$

The contribution of the fluctuation around the saddle point (the determinant) is given by

$$k x_{i, m \rightarrow 1} = \frac{1}{4 F} \quad (57)$$

We have already seen in the case of the linear DNA stretching that such a contribution is negligible in this force regime, cf. Eq. 17. That means that in this regime the contribution of the fluctuations to the force extension relation around the loop are negligible in comparison to the contribution coming from the elastic energy of the loop.

Now the error function must play an important role as the entropy of the loop is no more negligible for a very long chain. The contribution from the error function gives

$$h x_{i, m \rightarrow 1} = \frac{L}{4} \frac{F}{A} + \frac{3}{4 F} \quad (58)$$

The first term in this equation corresponds to the fluctuation of the linear part (in 2D) of the DNA (compare with the corresponding 3D-term in Eq. 17) whereas the second term is negligible. Combining the different contributions we recover equation Eq. 55. We may drop the last contribution $k_B T = F L$ that is for all practical purposes negligible.

We can now compare the "equation of state" of the looped DNA, Eq. 55, with the one for the straight conformation in 2D given by $h x_{0i} = -\partial G_0 / \partial F$:

$$\frac{h x_{0i}}{L} = 1 - \frac{1}{4} \frac{1}{F L} \quad (59)$$

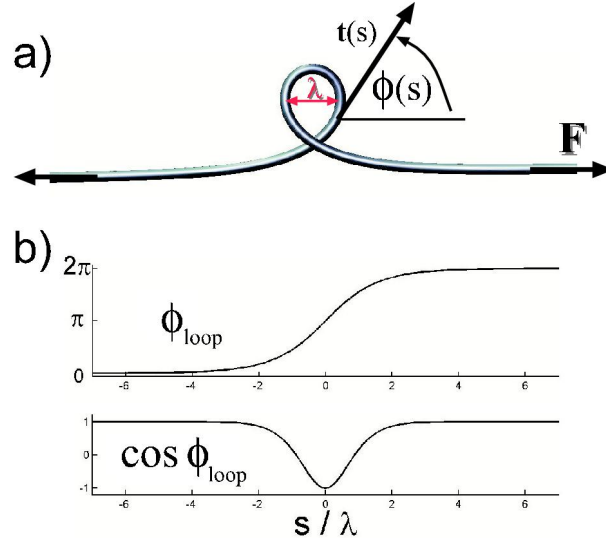


FIG. 2: a) The definition of the Euler angle ϕ and the scale of the loop. The loop head diameter (red) is approximately given by $\lambda = \frac{p}{A=F}$. b) The loop solution $\phi_{\text{loop}}(s)$ as given by Eq. 49.

Comparing Eq. 55 and Eq. 59 we see that both have a leading term proportional to $F^{-1/2}$; only the prefactor in Eq. 55 is renormalized by a contribution stemming from the elastic part of the loop free energy.

This implies a fairly simple prediction that is useful for the interpretation of experimental data: Suppose one performs a single molecule stretching experiment with a DNA chain that contains a loop. If one does not know about the presence of the loop one will fit the data by the usual WLC expression, Eq. 59, and is happy that it works well (at least up to the leading term $F^{-1/2}$). From that fit the total length of the DNA is recovered correctly (from the asymptotic line on the x axis) but something strange seems to have happened to the "persistence length" { it is smaller than expected. The explanation is simple: The apparent persistence length becomes

$$\ell_p^{\text{app}} = \frac{\ell_p}{1 + 16 \frac{\ell_p}{L}} \quad \text{in 2D} \quad (60)$$

This formula is similar to Eq. 1, announced in the introduction, with a factor 16 instead of 8 in front of the $\ell_p = L$ -term. The difference comes from the fact that we allow here only fluctuations in 2D. The 3D case will be studied in chapter IV.

IV. THE HOMOCLINIC LOOP IN 3D

After having understood the behavior of the homoclinic loop in 2D it seems that a generalization to the third dimension should be straightforward. But as we will see there are several traps and some interesting physics on the way. The first and main problem is the fact that the homoclinic loop is (unlike in the 2D case) elastically unstable. A simple way to see this is to take an elastic cable, make a loop in it and to pull on it (without torsionally constraining the ends). Only if we force the loop to stay in a plane (for instance, its own weight can perform this task if the cable is lying on a table provided that we do not pull too strongly) it represents a topological excitation that cannot leave the rod (except at either of its two ends). So if there is any interesting physics of 3D homoclinic loops it will have to come through constraints or loop stabilizing potentials. In the following we mainly consider two stabilizing procedures: In one case we remove carefully the unstable mode from the partition function (the loop is then approximately forced to stay in a plane) and in the second case we evaluate the partition function in the presence of an explicit self-interaction that stabilizes the loop. It is then shown that for very long chains the fashion via which the loop is stabilized is irrelevant with regard to the determination of the force-extension relation.

A . The unstable and rotational zero mode

We first discuss here the relevance of the right parametrization of the unit tangent vector. Beside the fact that our parametrization allows us to deal properly with the measure term, the importance of this choice appears even more evident when considering the 3D loop. Suppose that we study the equilibrium property of DNA pulled by a force in the z-direction. The bending energy is

$$E = \int_{L=2}^Z \frac{A}{2} \dot{\varphi}^2 \sin^2 + \frac{F}{2} \cos \varphi \, ds \quad (61)$$

and the saddle point is now $\varphi_{\text{loop}} = 0$ and φ_{loop} given by Eq. 49 (with φ_{loop} replaced by φ_{loop}). Looking at small variations $\delta\varphi$ and $\delta\varphi$ around the homoclinic loop solution we find a positive definite second variation of the energy functional,

$${}^2E = \int_{L=2}^Z \frac{A}{2} \dot{\varphi}^2 + \frac{F}{2} \cos(\varphi_{\text{loop}}) \varphi^2 + A \sin^2(\varphi_{\text{loop}}) \dot{\varphi}^2 \, ds \quad (62)$$

This is in striking contradiction to the expected elastic instability of the loop in 3D. The reason is that the coordinate system has a singularity at $\varphi = 0$ where the φ -angle becomes arbitrary. As explained in section IIB, the way to circumvent the problem is to rotate the force direction and to put it along the x-axis so that the potential energy part writes now $F \cos \varphi \sin \varphi$. In terms of the angles φ and $\theta = \varphi/2$ the energy writes now

$$E[\theta; \varphi] = \frac{P}{AF} \int_{L=2}^Z \frac{1}{2} \dot{\varphi}^2 \cos^2 \theta + \theta^2 \cos \varphi \cos \theta \, dt \quad (63)$$

with the corresponding Euler-Lagrange equations

$$\begin{aligned} \theta &= \cos \varphi \sin \theta - \frac{1}{2} \cos \theta \sin \theta \\ \cos^2 \theta - 2\theta \cos \theta \sin \theta &= \sin \varphi \cos \theta \end{aligned} \quad (64)$$

We choose in the following the $\theta = 0$ solution, i.e., we put the loop into the x-y-plane. This imposes no restriction as we can always rotate the coordinate system around the x-axis to achieve $\theta = 0$. In this case we have $\varphi = \sin \varphi$ which is the same as Eq. 24, and the saddle point is then given by $\varphi_{\text{loop}}(t)$, cf. Eq. 27 and $\theta_{\text{loop}}(t) = 0$: Then by considering small fluctuations around this saddle point that satisfy Dirichlet boundary we can again expand Eq. 63 up to second order and obtain

$$E[\theta; \varphi_{\text{loop}} + \delta\varphi] = E_{\text{loop}} + \frac{P}{AF} \int_{L=2}^Z \frac{1}{2} \dot{\delta\varphi}^2 \cos^2 \theta(t) \hat{\Gamma}_k(t) \delta\varphi(t) \, dt + \int_{L=2}^Z \theta(t) \hat{\Gamma}_\varphi(t) \delta\varphi(t) \, dt \quad (65)$$

where the loop energy E_{loop} and the in-plane fluctuation operator $\hat{\Gamma}_k$ are of course the same as in the 2D case, cf. Eq. 29 and Eq. 32 respectively. New in Eq. 65 the out-of-plane fluctuation operator $\hat{\Gamma}_\varphi$ given by

$$\hat{\Gamma}_\varphi = \frac{\partial^2}{\partial t^2} + 6\sin^2 \varphi - \frac{t}{m} \ln \frac{4+m}{m} : \quad (66)$$

Note that with our choice $\theta_{\text{loop}}(t) = 0$ the measure term does not contribute at this level of the approximation. The main consequence of the quadratic expansion around the saddle point configuration is that the variables θ and φ decouple so that the full partition function Q_{loop} factorizes into the product of the 2D partition function Q_{2D} (given by Eq. 39) and the partition function Q_φ accounting for out-of-plane fluctuations:

$$Q_{\text{loop}} = Q_{2D} Q_\varphi \quad (67)$$

Although very similar to $\hat{\Gamma}_k$ the behavior of the out-of-plane operator $\hat{\Gamma}_\varphi$ is fundamentally different. The discrete spectrum of $\hat{\Gamma}_\varphi$ consists of two eigenvalues $\lambda_1 = -3m$ and $\lambda_0 = 0$, the first of which is indeed negative [40].

The zero eigenvalue mode of $\hat{\Gamma}_\varphi$ comes from the rotational symmetry around the x-axis in a similar manner as the translational invariance of the loop causes a vanishing eigenvalue of $\hat{\Gamma}_k$. To compute the contribution of the infinite number of degenerate saddle point related by a rotation around the x-axis we look at infinitesimal rotational

transformations of the loop in 3D. It is straightforward to show that up to quadratic order a rotation of a kink with $\#_{\text{loop}} = 0$ around the x-axis by a small angle θ corresponds to the following small changes in $\#_{\text{loop}}$ and $\dot{\#}_{\text{loop}}$:

$$\begin{aligned} \#_{\text{loop}} & \rightarrow \#_{\text{loop}} + \theta \sin \#_{\text{loop}} \\ \dot{\#}_{\text{loop}} & \rightarrow \dot{\#}_{\text{loop}} + \frac{1}{2} \theta^2 \sin^2 \#_{\text{loop}} \cos \#_{\text{loop}} = 0 \end{aligned}$$

We note that in lowest order this rotation leaves $\dot{\#}_{\text{loop}}$ unaffected, so that the same rotation $\#_{\text{loop}} \rightarrow \#_{\text{loop}} + \theta \sin \#_{\text{loop}}$ can be done also by the normalized eigenfunction $\#_0(t)$ associated to the zero mode ($\#$ and $\dot{\#}$ formally decouple) alone, $\#_{\text{loop}} \rightarrow \#_0(t)$ where b_0 is the normal mode variable associated to $\#_0(t)$. It is easy to check that this mode normalized to one writes

$$\#_0(t) = \frac{1}{\sqrt{L}} \sum_{L=2}^{\infty} \sin \frac{2L}{L} \pi \sin \#_{\text{loop}} \quad (68)$$

where $\sin \#_{\text{loop}} = \sum_{m=1}^{\infty} \frac{2}{m} \sin \frac{2m}{L} \pi \sin \#_{\text{loop}}$. Then the Jacobian defined by $db_0 = J^{-1} d\theta$ is given by

$$J^{-1}(\theta) = \frac{1}{\sqrt{L}} \sum_{L=2}^{\infty} \frac{d}{dt} \left(\frac{\partial \#_{\text{loop}}}{\partial \theta} \right)^2 = \frac{1}{\sqrt{L}} \sum_{L=2}^{\infty} \frac{d}{dt} \sin^2 \#_{\text{loop}} \quad (69)$$

or explicitly

$$J^{-1}(\theta) = 2m^{-3/4} \frac{2}{3} \sum_{L=2}^{\infty} \left((2 - m) E(m) - 2(1 - m) K(m) \right)^2 \quad (70)$$

This relation will be necessary for the computation of the out-of-plane determinant. In quantum mechanics the ground state wave function has no node, the first excited state wave function has one node, etc. In our case the wave function $\#_0$ has one node so it cannot be the ground state and a wave function with no node in the interval considered must exist. It is obviously the eigenfunction of the unstable mode that is given by the (unnormalized) expression

$$\#_1(t) = \sum_{m=1}^{\infty} \frac{2}{m} \sin \frac{2m}{L} \pi \sin \#_{\text{loop}} \quad (71)$$

with the eigenvalue

$$\lambda_1 = -\frac{3}{m} \quad (72)$$

This negative eigenvalue makes the 3D loop mechanically unstable. An overview of the three discrete eigenmodes is provided in Fig. 3.

In the following we will consider three different mechanisms to stabilize this mode: In the next section we study looped DNA in a strong magnetic field that breaks the rotational invariance and then we enforce the cancellation of the unstable mode either by a geometrical constraint (Section IV B) or by an explicit self interaction (Section IV C), both of which keep the rotational symmetry.

B. DNA in a strong magnetic field

A physical situation in which the DNA loop is stabilized is if we switch on a (very strong) magnetic field along the z-axis perpendicular to the force direction along the x-axis, cf. Fig. 1d. The DNA nucleotides (having π -electrons) are known to prefer alignment perpendicular to the field, i.e., DNA exhibits a negative diamagnetic anisotropy [27]. The application of a magnetic field H along the z-axis drives the DNA molecule into a plane parallel to the x-y plane. The total energy of the DNA writes in this case

$$E[\#; \dot{\#}] = \sum_{L=2}^{\infty} \frac{A}{2} \dot{\#}^2 \cos^2 \# + \#^2 - F \cos \# \cos \# + \frac{1}{2} \sin^2 \# \quad (73)$$

The last term gives the coupling between the DNA tangent and the magnetic field H where $\alpha = \mu_a H^2 / \hbar$ characterizes the coupling strength. Here μ_a denotes the (experimentally accessible) diamagnetic anisotropy of a single DNA

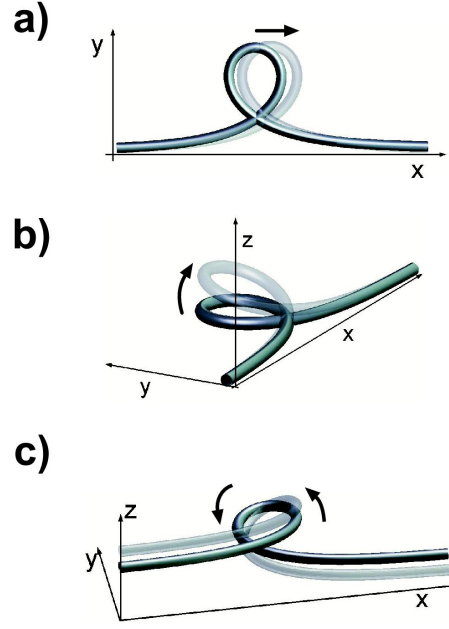


FIG. 3: The three discrete eigenmodes in action for $m = 1$: a) The translational mode $\phi_0 = 1 = \sqrt{\frac{2}{L}} \cosh t$ (Eq. 33), b) The rotational mode $\phi_0 = \sqrt{\frac{2}{3}} \sinh t \cosh^2 t$ (Eq. 68) and c) The unstable (out of plane tilting) mode $\phi_1 = \sqrt{\frac{2}{3}} \cosh^2 t$ (Eq. 71).

basepair [27] and $h = 0.34$ nm is the distance between the subsequent DNA basepairs. Note that α_a is negative here, i.e., $\alpha_a > 0$ so $\phi = 0$ is the preferred rod orientation for large α_a .

Expanding $E[\phi]$ up to second order we obtain the same expression as Eq. 65 except that \hat{T}_ϕ is replaced by a new out-of-plane fluctuation operator \hat{T}_ϕ ,

$$\hat{T}_\phi = \frac{\partial^2}{\partial t^2} + 6\sin^2 \phi \frac{\partial}{\partial \phi} + \frac{4+m}{m} + \frac{1}{F} \quad (74)$$

The spectrum of Eq. 74 is given by shifting the spectrum of \hat{T}_ϕ by the constant $\phi = F$ leading to the eigenvalues $\epsilon_s = \epsilon_s^0 + \phi = F$. The rotational mode is immediately destroyed for any non-zero coupling constant $\phi > 0$. More importantly the previously unstable mode ϕ_1 now becomes stable provided that $\phi = F > 3$, i.e., for $\phi > \phi_{\text{crit}} = 3F$. As the partition function factorizes into the product of the 2D partition function and an out-of-plane contribution we just need to compute the determinant associated with the fluctuation operator 74 which is given in Appendix B, Eq. B 12, for the case $L=2$. From this we obtain

$$Q_\phi = \frac{\sqrt{\frac{2}{AF(c+2)(c+1)}}}{(c-2)(c-1)} e^{-\frac{cL}{2}} \quad (75)$$

with $c = \sqrt{\frac{2}{1+\phi}}$. The free energy $G = -\ln(Q_{2D} Q_\phi)$ with Q_{2D} given by Eq. 52 has the following form

$$G = -FL + 8 \sqrt{\frac{2}{FA}} + \frac{1 + \sqrt{\frac{2}{1+\phi}} L \sqrt{\frac{2}{FA}}}{2} \ln \frac{2c(c+2)(c+1)}{(c-2)(c-1)} \frac{LA^{1/4}}{3^{3/2} 2^{3/2}} F^{5/4} \quad (76)$$

Differentiating this expression with respect to F leads to the force-extension relation for all forces $F < 3$. Since this turns out to be a lengthy expression we give here only the result for the limiting case $F \rightarrow 0$ (and ϕ as assumed above $\{L=2\}$):

$$\frac{h_{xi}}{L} = 1 - \frac{1}{4} \frac{k_B T}{l_p} - \frac{k_B T}{F l_p} \left(\frac{1}{4} + 4 \frac{l_p}{L} \right) \frac{1}{8} \frac{F^{3/2}}{3^{3/2}} + O \left(\frac{F^{5/2}}{5^{5/2}} \right) + O \left(\frac{1}{FL} \right) \quad (77)$$

This expression is similar to the 2D-case, Eq. 55, which is related to the fact that we assume a strong cost for out-of-plane fluctuations by setting $\phi = F$. The major contribution from the out-of-plane fluctuations is the second

term on the rhs of Eq. 77 that describes an effective F -independent shortening of the contour length. The next-order dependent correction is already by a factor $F = \text{small}$ and therefore negligible.

Finally, could we experimentally observe the force extension curve derived above? Unfortunately the coupling parameter turns out to be too small for reasonable magnetic fields [43] to be of physical relevance in practice, i.e.

$3F \cdot N$. Nevertheless, the formal diamagnetic term $\sin^2 \theta$ introduced in Eq. 73 is conceptually useful to understand the (otherwise unstable) behavior of the DNA loop in 3D. It also turns out to be technically convenient to use an infinitesimal small "diamagnetic term" in order to break the rotational symmetry of the system for the computation of the 3D determinant when dealing with the rotational zero mode (cf. Appendix A).

C. Force-extension with a geometrical constraint

In this section we compute the partition function of looped DNA by forcing the mean tangent of the loop to stay in a plane which is the simplest stabilizing procedure. This geometrical constraint corresponds to applying forces at the two chain termini that maintain them in-plane. The constraint is implemented by the introduction of a delta Dirac distribution in the partition function, so that the out-of-plane partition function in the presence of an external magnetic field becomes

$$Q_{\gamma}(\theta_c) = \frac{1}{L} \int_{L=2}^L dt e^{-\frac{p}{2} \frac{AF}{R_{L=2}} \theta_{\gamma}^2} \delta_D[\theta] \quad (78)$$

The formal presence of the external magnetic field is necessary because the rotational mode θ_0 corresponds to a zero eigenvalue and causes a divergence of the partition function $Q_{\gamma} = 0$. The problem results from the fact that a rotation of the kink around the x -axis costs no energy and consequently the entropic contribution of this state space direction seems to diverge (within the Gaussian approximation implied by the saddle point approximation used here). To circumvent this problem we employ the following trick. Instead of $\hat{\theta}_{\gamma}$ we use $\hat{\theta}_{\gamma}$ from Eq. 74 and after performing all other calculations we let $\epsilon \rightarrow 0$ (note that $\hat{\theta}_{\gamma, j=0} = \hat{\theta}_{\gamma}$). Physically this procedure corresponds to infinitesimally breaking the rotational symmetry (around the force direction) and restoring it afterwards in a controlled manner in the limit $\epsilon \rightarrow 0$.

Physically it is clear that the main contribution of the mean value of the tilting angle defined by

$$\langle \theta \rangle = \frac{1}{L} \int_{L=2}^L dt \theta \quad (79)$$

comes from the unstable mode that induces the large out of plane deviation. The contribution from the rest of the eigenmodes is small and stable, so that we can make the following approximation

$$\langle \theta \rangle \approx \langle \theta_1 \rangle = \frac{1}{2} \frac{\int_0^{\pi} \theta^3 d\theta}{\int_0^{\pi} \theta d\theta} = \frac{1}{2} \frac{\pi^2}{4} = \frac{\pi^2}{8} \quad (80)$$

In this way, we approximate the constraint in Eq. 78 by a constraint that fixes the mean out of plane deviation induced by the unstable mode alone to zero. It means that we relax a bit the constraint in Eq. 78 by allowing the other modes to induce non-zero mean value of the tilting angle. This contribution however will be small and limited by the positive spring constants of the stable out of plane modes.

It is then straightforward to rewrite Eq. 78 as follows

$$Q_{\gamma} = \int_{-1}^1 d\theta \frac{e^{-\frac{p}{2} \frac{AF}{R_{L=2}} \theta^2}}{\sqrt{\frac{p}{2} \frac{AF}{R_{L=2}}}} \frac{1}{h_{\theta_1}} \int_{-1}^1 d\theta_1 e^{-\frac{p}{2} \frac{AF}{R_{L=2}} \theta_1^2} \frac{1}{h_{\theta_1}} \int_{-1}^1 d\theta_2 \frac{e^{-\frac{p}{2} \frac{AF}{R_{L=2}} \theta_2^2}}{\sqrt{\frac{p}{2} \frac{AF}{R_{L=2}}}} \quad (81)$$

where $\{ \theta_i \}$ being small the determinant is now imaginary. Note that by removing the unstable mode from the determinant we have taken into account that the Gaussian integral of the unstable mode is given by

$$\int_{-1}^1 dx e^{-\frac{1}{2} x^2} = \sqrt{2\pi}$$

and not by $\sqrt{\pi}$ as a naive analytical continuation would suggest [22, 44]. Expression Eq. 81 shows that one can not simply remove the unstable mode from the determinant but one has to replace it carefully by introducing

a correct constraint expression in the partition function. For instance, cancelling simply the unstable mode would introduce non physical divergences in the limit of very small forces.

We are only interested here in the limit of zero magnetic field. In order to restore the rotational invariance we have to deal with the rotational zero mode by dividing out the would-be-zero mode and replacing it by the real physical space it populates. Therefore we have to compute the independent partition function Q_{\perp} defined by

$$Q_{\perp} = \frac{P}{\int_0^L} \frac{1}{J^{-1}(m)} \int_0^{2\pi} \frac{1}{\sqrt{\frac{AF}{2}}} d\varphi \quad (82)$$

where the Jacobian is given by Eq. 70.

The out-of-plane determinant can be deduced from the Gelfand-Yaglom method which specifies that the determinant can be obtained from the solution of the following generalized second order Lamé equation:

$$\hat{T}_{\perp} + \frac{1}{F} y(t) = 0 \quad (83)$$

The determinant is then given by the relation $D_{\perp}(L=2; L=2) = y(L=2)$ valid when the conditions $y(L=2) = 0$ and $y'(L=2) = 1$ are satisfied [41]. A detailed determination of the solution of Eq. 83 is provided in Appendix A. In the small m limit the out-of-plane determinant admits the following expansion (cf. Eq. A 36)

$$D_{\perp} \frac{L}{2}; \frac{L}{2} = \frac{2}{F^3 m (1-m)} ((2-m)E(m) - 2(1-m)K(m)) \quad (84)$$

which is negative as it should be because of the presence of the unstable mode. Combining the different contributions in Eq. 82 we arrive at the following expression for the out-of-plane partition function:

$$Q_{\perp} = \frac{2^{\frac{P}{2}}}{\sqrt{F}} \frac{1}{L} \frac{1}{m} K(m)^{5/2} (1-m)^{1/2} \frac{(1+m)E(m) - (1-m)K(m)}{m} \quad (85)$$

The complete semi-classical partition function of the looped DNA in 3D is then given by $Q_{\text{loop}} = Q_{2D} Q_{\perp}$ with Q_{2D} given by Eq. 39.

The mean end-to-end distance has now four contributions

$$\langle h_{xi} \rangle = \langle h_{E,xi} \rangle + \langle h_{K,x} \rangle + \langle h_{en,xi} \rangle + \langle h_{\perp,xi} \rangle \quad (86)$$

where the first three expressions are given by Eq. 41 to 43 and the out-of-plane contribution obeys

$$\langle h_{\perp,xi} \rangle = \frac{L^2}{16 l_p K^2(m) E(m)} \frac{5(1+m)E^2(m) - 2(6-3m-m^2)K(m)E(m) + (7-12m+5m^2)K^2(m)}{(1+m)E(m) - (1-m)K(m)} \quad (87)$$

With the complete analytical expression at hand it is straightforward to compute force-extension curves, some examples for different ratios $L=l_p$ can be found in Fig. 4. The curves show clearly different scaling behavior for low and strong forces. In the small m limit ($L=1$) { corresponding to the case $L < l_p$ } Eq. 87 has the following expansion

$$\langle h_{\perp,xi} \rangle = \frac{L^2}{16 l_p^2} (1 + O(m)) \quad (88)$$

that has the same scaling as the in-plane fluctuation contribution Eq. 46.

In the limit $L \rightarrow \infty$ or $m \rightarrow 1$ the out-of-plane partition function, Eq. 85, takes the following form

$$Q_{\perp} = \frac{8^{\frac{P}{2}}}{\sqrt{F}} \frac{1}{L} \frac{1}{m} e^{-\frac{P}{L}} \quad (89)$$

which leads to the force-extension curve

$$\langle h_{\perp,xi} \rangle = \frac{L}{4} \frac{k_B T}{F l_p} + \frac{5k_B T}{4F} \quad (90)$$

When adding this result to the contributions stemming from the 2D computation we finally obtain

$$\langle h_{xi} \rangle = L \frac{1}{2} \frac{k_B T}{F l_p} L + \frac{1}{4} \frac{k_B T l_p}{F} + \frac{9k_B T}{4F} \quad (91)$$

In the following section we compute the force-extension curve in the strong force regime with a loop stabilized by a self-attractive potential. This computation allows us to check explicitly that the force-extension relation is fairly independent of the details of the stabilizing procedure and a much more physical loop-stabilization leads again to Eq. 91.

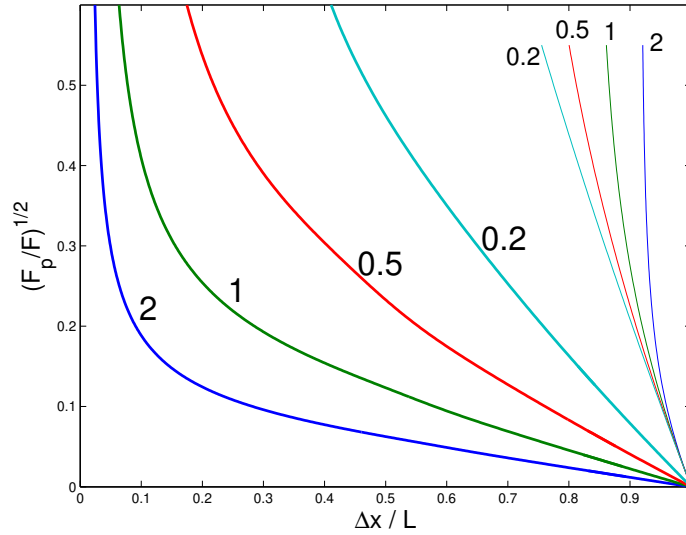


FIG. 4: Force-extension curve of a DNA chain under tension with a sliding loop (thick lines, Eq. 86) and without a loop (thin lines, Eq. 13) for different ratios $l_p=L$ as denoted by the numbers close to the curves. Specifically we plot here $(F_p/F)^{1/2}$ with $F_p = k_B T/l_p$ against $x=L$. In this representation the curves for loop-free chains collapse in the limit of large forces, cf. Eq. 18.

D. The DNA Self-Attraction and the Homoclinic Loop

Now we treat an experimentally relevant case in which a loop is stabilized in 3D: self-attracting DNA. DNA is known to effectively attract itself in many solvents despite its strong negative bare charge. Typical situations inducing DNA self-attraction are poor solvents (like alcohol, small neutral polymers like PEG), the presence of multivalent counterions (like CoHex and Spermidine) or small cationic proteins acting as linkers between two DNA surfaces. Indeed it was a single molecule stretching experiment on DNA condensed with multivalent counterions [14] that made us think about the force response of loops.

How should we deal with the DNA self-interaction? A formal treatment that first comes to one's mind is to introduce a potential $V(k\mathbf{x}(s_1) - \mathbf{x}(s_2))$ acting between any pair of points s_1 and s_2 on the DNA molecule and to write the total interaction energy in form of a double integral (over s_1 and s_2) as an additional term in our Hamiltonian. The problem is, however, that we describe the DNA conformation here by the two spherical angles (θ and ϕ) of its tangent vector whereas the self-interaction acts in real space ("integrated tangent space"). This makes such a Hamiltonian virtually intractable and hence we need a reasonable simplification of the DNA self-attraction.

To this end we make here two simplifying assumptions: (i) There is only a single discrete DNA self-contact point, given by the crossing point of the homoclinic loop solution. (ii) The interaction potential $V(k\mathbf{x}(s_1) - \mathbf{x}(s_2))$ is short-ranged enough so that the interaction energy at the crossing becomes independent of the crossing angle, i.e., other parts of the DNA (apart from the crossing point) do not interact with each other.

These fairly reasonable assumptions imply that the loop ground state solution will not be significantly modified by the self-attraction and only the fluctuations around it will be affected. This means that we can write down the (linearized) loop energy around the solution $\theta = 0$; $\phi = \phi_{loop}$ in a way similar to the last section, namely

$$E[\theta; \phi_{loop}] = E_{loop} + \frac{p}{2} \int_{L=2}^L \hat{T}_k dt + \frac{p}{2} \int_{L=2}^L \hat{T}_\phi dt + V(D_c(\theta)) \quad (92)$$

The last term $V(D_c)$ that we introduced here { in accordance with above stated assumptions } represents the interaction potential of two overcrossing parts of DNA that have a closest distance D_c . To keep the problem tractable we approximate here the distance D_c by the perpendicular distance of the two crossing DNA parts at the equilibrium (mean) crossing point t_c of the homoclinic loop

$$D_c(\theta) = \int_{t_c}^{t_c} \sin \theta(t) dt \quad \int_{t_c}^{t_c} \phi(t) dt \quad (93)$$

The crossing point t_c will be given by the (in-plane) projected self-crossing of the loop. This implies the condition that the integral (over the interval $[-t_c; t_c]$) of the x-component of the loop tangent vanishes, i.e., $\int_{-t_c}^{t_c} \cos \phi_{loop}(t) dt = 0$

which leads to the following implicit equation for t_c :

$$t_c = \frac{P}{m} \frac{E(t_c = \frac{P}{m} \frac{1}{m})}{1} \quad (94)$$

Before we compute further it is interesting to have a short look at D_c from Eq. 93. Because D_c depends only on the out-of-plane perturbations, $\#$, the in-plane () problem stays unaffected. Note further that the out-of-plane rotational mode $\#_0$ (the generator of an infinitesimal rotation) leaves the distance D_c unaffected: formally because $\#_0(t)$ is an odd function, physically because rotations leave distances fixed.

Now the partition function resulting from Eq. 92 for any given V can be written as follows

$$Q^V = Q_{2D} Q_{\#}^V \quad (95)$$

Only the out-of-plane partition function $Q_{\#}^V$ is modified by the presence of the contact potential and is given by

$$Q_{\#}^V = \int_1^{Z-1} e^{-V(\#_c)} Q_{\#}(\#_c) d\#_c \quad (96)$$

where we introduce the angle $\#_c = D_c = 2t_c$ that measures the (over the loop) averaged angle deviating from the plane $\# = 0$. The expression $Q_{\#}(\#_c)$ denotes the properly constrained partition function

$$Q_{\#}(\#_c) = \int_{\#_c}^Z \frac{1}{2t_c} \int_{t_c}^{Z-t_c} \# dt e^{-\frac{P}{2} \frac{AF}{L=2} R_{L=2} \# \hat{f}_{\#} \# dt} D[\#] \quad (97)$$

To compute this path integral we replace the function by its Fourier representation

$$\int_{\#_c}^Z \frac{1}{2t_c} \int_{t_c}^{Z-t_c} \# dt = \frac{1}{2} \int_1^{Z-1} e^{ip(\#_c - \frac{1}{2t_c} R_{t_c} \# dt)} dp \quad (98)$$

The integral in the exponent is more elegantly written as a scalar product of $\#$ with a "boxcar" function $\hat{f}(t) = H(t+t_c) - H(t-t_c)$ with $(H(x) = 1 \text{ for } x > 0, H(x) = 1/2 \text{ for } x = 0 \text{ and } H(x) = 0 \text{ otherwise})$:

$$\int_{t_c}^{Z-t_c} \# dt = \int_{L=2}^{Z-L=2} \hat{f}(t) \#(t) dt = h_j \#_i \quad (99)$$

where we introduced the scalar product $h f_j g_i = \int_{L=2}^{R_{L=2}} f(t) g(t) dt$. In this notation and by virtue of Eqs. 98 and 99 the partition function $Q_{\#}(D_c)$, Eq. 97, can be recast in a more transparent form:

$$Q_{\#}(\#_c) = \frac{1}{2} \int_1^{Z-1} e^{ip\#_c} e^{-\frac{P}{2} \frac{AF}{L=2} h \# \hat{f}_{\#} j \#_i \frac{P}{2t_c} h_j \#_i} D[\#] dp \quad (100)$$

We have now to compute the following path integral

$$\Phi_{\#}(p) = \int e^{-\frac{P}{2} \frac{AF}{L=2} h \# \hat{f}_{\#} j \#_i \frac{P}{2t_c} h_j \#_i} D[\#] \quad (101)$$

This path integral can be rewritten in as a Gaussian path integral in the presence of an external source current $j(p;t) = ip(t)$ coupled linearly to the fluctuating field $\#$. We refer to Appendix B for the computation of this kind of path integral. The important point is that it can be written in the form

$$\Phi_{\#}(p) = \frac{S}{2 D_{\#} \frac{L}{2} i \frac{L}{2}} e^{-E[p]} \quad (102)$$

where the determinant $D_{\#} \frac{L}{2} i \frac{L}{2}$ is independent of the source term. A long similar lines as in Eq. 82 we go to the limit $\beta \rightarrow 0$:

$$\Phi_{\#}(p) = \frac{P}{i} \frac{1}{0} \left(\frac{1}{0} \right) J^{-1}(m) \int_0^{Z-2} \frac{P}{2} d \Phi_{\#}(p) \quad (103)$$

where the Jacobian is given by expression Eq. 70.

It is very difficult task to calculate Eq. 102 for the case of a finite chain length, so that we restrict ourselves to the limit of very long chains. In this case the determinant is given by Eq. B.12 and the functional $E[\phi]$ by Eq. B.20 that is

$$E[\phi] = \frac{3}{32} \frac{3t_c^2}{t_c} \frac{10}{AF} p^2 \quad (104)$$

The implicit condition on t_c , Eq. 94, becomes in this limiting case

$$t_c = 2 \tanh t_c \quad (105)$$

that has $t_c = 1.915$ as the numeric solution. This corresponds to the actual loop circumference of $2 \cdot 1.915$. The Jacobian Eq. 70 in this limiting case obeys $J^{-1}(m=1) = 2^{-1/2} = 3$. Using the fact that the zero eigenvalue can be written as $\phi_0(\phi) = \frac{1}{F} = (c-1)(c+1)$ we can compute the partition function Eq. 103 in the infinite long molecule limit for $\phi \neq 0$ (i.e. $c \neq 1$):

$$\phi_{\phi}(\phi) = i8 \frac{1}{L} e^{-\frac{1}{2}} e^{\frac{3}{32 \cdot 1.915} (3t_c^2 - 10)p^2} \quad (106)$$

Note that because of the unstable mode ϕ_{ϕ} is imaginary. Transforming back into real space yields

$$Q_{\phi}(\#_c) = \frac{1}{2} \int_{-1}^1 e^{ip\#_c} \phi_{\phi}(\phi) d\phi = 8 \frac{1}{L} e^{-\frac{1}{2}} \exp \sim \frac{1}{L} (\#_c)^2 \quad (107)$$

where we introduced the scale-independent (negative) elasticity constant for the out-of-plane tilting

$$\sim = \frac{8t_c}{3(3t_c^2 - 10)} \quad (108)$$

Using Eq. 96 we can deduce for any given (reasonable) potential $V(z)$ the out-of-plane partition function

$$Q^V_{\phi} = \frac{8}{L} \int_{-1}^1 e^{-\frac{1}{2}} e^{\frac{1}{2} \int_{-1}^1 e^{-\frac{1}{2}} (z)^2 - V(z) dz} \quad (109)$$

where we introduced $\sim = 4t_c^2$ and the out-of-plane distance $z = D_c = 2t_c \#_c$. This result indicates that the larger the perpendicular distance D_c the larger the partition function. This is intuitively clear as the system without the constraint " $D_c = \text{const.}$ " is intrinsically unstable tending to increase the distance D_c . We can now deduce the full partition function Q^V by combining Eqs. 52, 95 and 109

$$Q^V = \frac{32}{3^{5/2}} \frac{L^{5/2}}{L} e^{FL + 8 \frac{1}{L}} \int_{-1}^1 e^{\frac{1}{2} (z)^2 - V(z) dz} \quad (110)$$

This expression has to be taken seriously only for sufficiently fast growing interaction potentials $V(z)$ for which the integral above stays finite. Otherwise the system is metastable and the integral diverges. But even in the case when the bound state, say $z = z_0$, is just a local metastable state the integral above Q^V still makes some sense if the $V(z)$ is very deep. In this case the system can be considered as being in quasi-equilibrium (on some experimentally relevant timescale). If for instance we approximate $V(z)$ locally by a quadratic potential $V(z) = \frac{1}{2}K(z - z_0)^2$ we obtain

$$Q^V = \frac{32}{3^{5/2}} \frac{L^{5/2}}{L} e^{FL + 8 \frac{1}{L}} e^{-\frac{K}{2} \frac{1}{L} x_0^2} e^{FL + 8 \frac{1}{L}} \frac{32}{9^{5/2}} \frac{L^{5/2}}{L} e^{-\frac{1}{2} K z_0^2} e^{FL + 8 \frac{1}{L}} \quad (111)$$

The last expression is valid in the limit of strong localization, i.e., for $K \gg \frac{1}{L}$.

Let us finally write down the force-extension relation resulting from the general expression Eq. 110. We express the free energy $G^V = -\frac{1}{\beta} \ln Q^V$ in terms of F and A (instead of $\sim = \frac{1}{AF}$):

$$G^V = FL + (L + 8 \frac{1}{L}) \frac{F}{A} \ln \frac{1}{L} \int_{-1}^1 e^{A^{-1/2} F^{3/2} z^2 - V(z) dz} \ln \frac{32}{3^{5/2}} \frac{L^{5/2}}{L} A^{1/4} F^{9/4} \quad (112)$$

This leads to the force extension relation

$$\frac{hzi}{L} = 1 - \frac{1}{2} \left(1 + 8 \frac{1}{L} \right) \frac{1}{AF} + \frac{9}{4FL} + \frac{3}{2L} \frac{1}{R_1} \frac{R_1}{1} \frac{z^2 e^{-A^{-1/2} F^{3/2} z^2 - V(z) dz}}{e^{-A^{-1/2} F^{3/2} z^2 - V(z) dz}} \quad (113)$$

The last term $D_c^2 = (L_c)$ is negligibly small because D_c^2 scales typically as the squared polymer cross-section (for a short ranged surface contact interaction). In the most extreme case the contact distance D_c could become comparable to l_p (the loop head size), i.e., $D_c^2 \sim l_p^2$ but the latter is still much smaller than L . That means that (for reasonable parameters of F and L) the force extension relation of a DNA loop with attractive contact interaction will essentially be independent of the concrete realization of the self-interaction potential $V(x)$ and we recover the result of the previous section Eq. 91. The last term $O((FL)^{-1})$ is always negligible for large forces and therefore the average extension is to a good approximation given by the first two terms of Eq. 113:

$$\langle h \rangle \approx L \left[\frac{1}{2} \frac{r}{\frac{k_B T}{F l_p}} L + \frac{r}{4} \frac{\frac{k_B T l_p}{F}}{\frac{k_B T}{F l_p}} \right] \quad (114)$$

The second term is the usual "straight WLC" fluctuation contribution in 3D, Eq. 18, the last term is the force extension signature of the DNA loop, cf. also Eq. 55.

This computation shows that force-extension relation is fairly independent of many details like how we stabilize the loop in 3D. The physical reason for this simple decomposition has its roots in the fact that the WLC fluctuations (leading to the second term in Eq. 114) and its state of deformation (third term in Eq. 114) couple only negligibly in the large force regime (giving merely rise to weak logarithmic corrections in the free energy and negligible $O((FL)^{-1})$ corrections in the extension $\langle h \rangle$).

The force-extension relation, Eq. 114, has the same functional form as the usual WLC expression, Eq. 18, but with an apparent persistence length

$$l_p^{\text{app}} = \frac{l_p}{1 + 8 \frac{l_p}{L}} \quad (115)$$

which is Eq. 1 of the introduction. This shows that one has to be cautious when one probes the stiffness of a stiff chain via a stretching experiment: if the chain contains a loop then one will infer from the data a value for the chain stiffness that is too small. This is obviously mainly a problem in cases when the contour length of the chain is not much larger than its persistence length. But even for $L=l_p = 10$ one finds $l_p^{\text{app}} = 0.31 l_p$ and for $L=l_p = 50$ there is still a remarkable effect, namely $l_p^{\text{app}} = 0.74 l_p$.

V. CONCLUSION

We have calculated the partition function of DNA under tension featuring a sliding loop via a path integration in the semiclassical limit (i.e., on the level of a saddle point approximation). This path integral can be mapped onto the QM harmonic oscillator with a time-dependent frequency. In this analogy the time-dependence reflects the shape of the DNA chain. As it turns out the planar ground state solutions (Euler elastica) are always just "simple" enough to allow the exact solution of the corresponding path integral. The special choice of the parametrization of the tangent vector to the DNA has made the application of the semiclassical approximation possible as the singular measure term (due to inextensibility constraint) has been found to be negligible in this case.

Within the semiclassical approximation the equation of state of looped DNA under tension for very stiff polymers is valid for any value of the applied force. The force-extension relation has been found to be expressed in terms of Jacobi elliptic functions and the force-extension curve provides two different scalings for weak and strong forces. For long DNA chains, the semiclassical approximation is valid only in the regime of strong stretching. In this force regime we proved that the elastic response of DNA is (up to logarithmic corrections) indistinguishable from the response of a non-looped WLC with the same contour length but a smaller persistence length. As we demonstrated the entropic fluctuations of the system are only marginally affected by the DNA shape, i.e., the entropies of the overall straight and of the looped conformation are essentially the same. What changes considerably when going to the looped state is the enthalpic part. It is the latter contribution that causes the apparent renormalization of the chain stiffness. This remarkable effect suggests that the results of corresponding micromanipulation experiments have to be interpreted carefully, especially in the case when the contour length of the chain is on the order of its persistence length.

The looped DNA chain that we presented here should be considered as a paradigmatic model case. We believe that in the future this powerful approach will be applicable to a wide range of problems regarding semiflexible polymers. In Ref. [23] we already applied this method to DNA chains bearing dectection defects. Analytical results were obtained in the large force limit for experimentally interesting situations, e.g. for DNA with a kink-inducing bound protein and the problem of anchoring dectections in the AFM stretching of semiflexible polymers. Expressions relating the force-extension curve to the underlying loop/boundary dectection geometry were provided and applied to the case of

the GaR-loop complex [24]. The theoretical predictions were complemented and quantitatively confirmed by MD simulations [23]. Another non-trivial application of the semiclassical formalism concerns the buckling of rigid chains [48], e.g. of microtubuli [49].

APPENDIX A: THE OUT-OF-PLANE DETERMINANT

In this appendix we compute the out-of-plane determinant in the presence of a small magnetic field $D_?$ ($L=2$; $L=2$) associated to the following out-of-plane fluctuation operator (cf. Eq.66)

$$\hat{T}_? = \frac{\partial^2}{\partial t^2} + 6\sin^2 \theta \frac{t}{m} \frac{\partial}{\partial t} + \frac{4+m}{m} + \frac{F}{m} \quad (A1)$$

In order to obtain a usual Lamé equation we consider the transformation $t^0 = \frac{t}{m}$ so that $\hat{T}_?$ can be written as

$$\hat{T}_? = \frac{1}{m} \left(\frac{\partial^2}{\partial t^2} + 6\sin^2 \theta (t^0 \frac{\partial}{\partial t}) + (4+m) + 3k \right) \quad (A2)$$

Here we introduce $3k=m = F$ for later convenience. It can be shown [41] that the determinant is given by a particular solution of the following generalized second order Lamé differential equation

$$\hat{T}_? y(t^0) = 0 \quad (A3)$$

Specifically, the solution satisfying the following boundary conditions:

$$y(K(m)) = 0, \text{ and } \frac{dy}{dt^0} \Big|_{K(m)} = \frac{p}{m} \quad (A4)$$

gives the desired result via $D_? \left(\frac{L}{2}; \frac{L}{2} \right) = y(K(m))$.

We now solve Eq. A3 with a method suggested in Whittaker and Watson's book [47]. We first rewrite Eq. A3 in the form

$$y'' - 6\sin^2 \theta (t^0 \frac{\partial}{\partial t}) y = 0 \quad (A5)$$

with $\theta = 4 + m - 3k$, and introduce the periodic variable

$$z = \text{cn}^2(t^0 \frac{\partial}{\partial t}) \quad (A6)$$

in terms of which Eq. A5 becomes

$$p(z)y'' + q(z)y' + r(z)y = 0 \quad (A7)$$

with $p(z) = m^2 z^3 + (2m-1)z^2 + (1-m)z$. Now consider two linear independent solutions $y_1(z)$ and $y_2(z)$ from which we build the function $M(z) = y_1(z)y_2(z)$. One can then prove that this function satisfies the following third order differential equation

$$2p(z)M'''(z) + 3p'(z)M''(z) + (p''(z) + 2(\theta + 6m(z-1)))M'(z) + 6mM(z) = 0 \quad (A8)$$

whose solution is a simple periodic function of the form $M(z) = z^2 + az + b$ with the coefficients

$$a = \frac{4-2m}{3m} \theta \text{ and } b = \frac{(1+m-\theta)(4+m-\theta)}{9m^2} \quad (A9)$$

Because the Wronskian W of Eq. A7 is given by $W = y_1 y_2 - y_2 y_1 = \frac{C}{z(1-z)(1-mz)}$ we can deduce that the solutions of Eq. A7 are necessarily of the form

$$y_{1,2}(z) = \frac{1}{M(z)} \exp \left(\frac{C}{2} \int \frac{dz}{p(z)M(z)} \right) \quad (A10)$$

with

$$C = \frac{1}{9m^2} (4+m-\theta)(1+m-\theta)(1+4m-\theta)\theta^2 - 4(1+m-\theta) + 12m^{-1/2} \quad (A11)$$

Introducing the transformation $z = 1 - \sin^2 \frac{z}{2}$ the integral in Eq.A 10 can be rewritten

$$J = 2 \int_0^{\frac{z}{2}} \frac{d}{1 - m \sin^2 \frac{z}{2}} \frac{1}{M \sin^2 \frac{z}{2}} \quad (\text{A } 12)$$

With the help of the following fractional decomposition

$$\frac{1}{M \sin^2 \frac{z}{2}} = \frac{D_1}{1 - \frac{\sin^2 \frac{z}{2}}{B_1}} + \frac{D_2}{1 - \frac{\sin^2 \frac{z}{2}}{B_2}} \quad (\text{A } 13)$$

where the coefficients are given by

$$B_1 = \frac{2 + a - \sqrt{a^2 - 4ab}}{2}, \quad B_2 = \frac{2 + a + \sqrt{a^2 - 4ab}}{2} \quad (\text{A } 14)$$

and

$$D_1 = \frac{2 + a - \sqrt{a^2 - 4ab}}{2(1 + a + b) \sqrt{a^2 - 4ab}}, \quad D_2 = \frac{2 + a + \sqrt{a^2 - 4ab}}{2(1 + a + b) \sqrt{a^2 - 4ab}} \quad (\text{A } 15)$$

Eq.A 12 can be written in terms of the Jacobi elliptic function of the third kind $[n; 'nm]$

$$J(z) = 2D_1 \frac{1}{B_1}; \arcsin \sqrt{1 - \frac{z}{nm}} + 2D_2 \frac{1}{B_2}; \arcsin \sqrt{1 - \frac{z}{nm}} \quad (\text{A } 16)$$

with

$$[n; 'nm] = \int_0^{\frac{z}{2}} \frac{d}{1 - n \sin^2 \frac{z}{2}} \frac{1}{1 - m \sin^2 \frac{z}{2}} \quad (\text{A } 17)$$

Then formally the solution of Eq.A 5 can be written

$$y_{1,2}(t) = \sqrt{\frac{C}{M(t)}} \exp \left(-\frac{C}{2} J(t) \right) \quad (\text{A } 18)$$

At this point we mention that for $C > 0$; C is complex. Then the solution satisfying the boundary conditions Eq.A 4 is given by the following linear combination of two solutions given in Eq.A 10:

$$y(t) = \sqrt{\frac{C}{M(t)}} \frac{1}{\sqrt{1 - K}} \sqrt{\frac{M(K)}{M(t)}} \sin \left(\frac{J(t)}{2} \right) \frac{J(K)}{2} \quad (\text{A } 19)$$

This solution is valid only the interval $-K \leq t < 0$ because of relation Eq.A 6 between z and t . Note that

$$J(K - [n]) = 2D_1 \frac{1}{B_1}; m + 2D_2 \frac{1}{B_2}; m \quad (\text{A } 20)$$

In order to compute the determinant we need the solution $y(t)$ for $0 < t < K - [n]$ that is also a linear combination of solution Eq.A 10:

$$y(t) = \sqrt{\frac{C}{M(t)}} \frac{1}{\sqrt{1 - K}} \sqrt{\frac{M(K)}{M(t)}} \sin \left(\frac{J(t)}{2} \right) (J(t) + J(K - [n])) \quad (\text{A } 21)$$

Then for $t = K - [n]$ we deduce the determinant $D_2 = y(K - [n])$ so that

$$D_2 = \sqrt{\frac{C}{M(K - [n])}} \frac{1}{\sqrt{1 - K}} \sqrt{\frac{M(K)}{M(K - [n])}} \sin \left(\frac{J(K - [n])}{2} \right) \quad (\text{A } 22)$$

This expression is valid for any value of k and could be used for the study of looped DNA in strong magnetic fields. Here instead we are interested in considering the limit of very small k (or, equivalently, k). For this we consider the expansion of the Jacobi elliptic function.

Expansion of $\frac{1}{B_1} nm$:

From Eq. A 14 we deduce the expansion $B_1 = \frac{1}{m^2}k + O(k^2)$. B_1 being negative we find the following relation [39]:

$$n = \frac{1}{B_1}; m = \frac{n(m-1)}{(1-n)(m-n)} [N; m] + \frac{m}{m-n} K[m] \quad (A 23)$$

with $N = \frac{m-n}{1-n}$. As $m < N < 1$ we have also $[N; m] = K[m] + \frac{1}{2} {}_2F_1(1, 0; 2; -\frac{m}{N})$ where ${}_0F_1$ is Heuman's Lambda function with

$${}_0F_1 = \arcsin \frac{1}{\sqrt{1-m}} = \arcsin \frac{1}{\sqrt{1-n}} - \frac{1}{m} {}_2F_1(1, 0; 2; -\frac{m}{N}) \quad (A 24)$$

and

$${}_2 = \frac{N}{(1-N)(N-m)} = \frac{(m-n)(n-1)}{n(1-m)^2} - \frac{m}{(1-m)^2} {}_2F_1(1, 0; 2; -\frac{m}{N}) \quad (A 25)$$

From the relation ${}_0F_1 = \frac{2}{\pi} K[m] E[\frac{1}{m}] - (K[m] - E[m]) F[\frac{1}{m}]$ and using the two expansions $E[\frac{1}{m}] = \frac{1}{m} {}_2F_1(1, 0; 2; -\frac{m}{N})$ and $F[\frac{1}{m}] = \frac{1}{m} {}_2F_1(1, 0; 2; -\frac{m}{N})$, we deduce

$${}_0F_1 = \frac{2}{\pi} E[m] - \frac{2E[m]}{m} {}_2F_1(1, 0; 2; -\frac{m}{N}) \quad (A 26)$$

Now Eqs. A 11 and A 15 we the expansions

$$D_1 = \frac{m^2}{(1-m)k} \quad \text{and} \quad {}_2D_1 = \frac{1}{m} {}_2F_1(1, 0; 2; -\frac{m}{N}) \quad (A 27)$$

which allows to write finally

$${}_2D_1 = \frac{1}{B_1}; m = \frac{1}{2} \frac{(1-m)k}{m} (E[m] - K[m]) \quad (A 28)$$

Expansion of $\frac{1}{B_2}$:

From Eq. A 14 we deduce the expansion $B_2 = 1 + \frac{k}{m^2}$. Since $B_2 > 1$ and $m < \frac{1}{B_2} < 1$ we can use the relation

$$n = \frac{1}{B_2}; m = K[m] + \frac{1}{2} {}_2F_1(1, 0; 2; -\frac{m}{N}) \quad (A 29)$$

where

$${}_0F_1 = \arcsin \frac{1}{\sqrt{1-m}} = \frac{1}{m} {}_2F_1(1, 0; 2; -\frac{m}{N}) \quad (A 30)$$

and

$${}_2 = \frac{n}{(1-n)(n-m)} - \frac{m}{(1-m)^2} {}_2F_1(1, 0; 2; -\frac{m}{N}) \quad (A 31)$$

so that finally

$${}_0F_1 = \frac{2}{\pi} E[m] - \frac{2E[m]}{m} {}_2F_1(1, 0; 2; -\frac{m}{N}) \quad (A 32)$$

As $D_2 = m^2 + O(k)$, we find

$${}_2D_2 = \frac{1}{B_2} m = \frac{2}{m} \frac{k}{(1-m)} (E[m] - (1-m)K[m]) \quad (A 33)$$

Collecting the two expressions Eq. A 28 and Eq. A 33 we deduce that

$$\sin(\mathcal{J} \mathcal{J} (K \cdot \mathbf{m})) = \frac{2}{m} \frac{k}{(1-m)} ((2-m)E[\mathbf{m}] - 2(1-m)K[\mathbf{m}] - 2) \quad (\text{A } 34)$$

With this result in hand and with the expansion $M = (2K[\mathbf{m}]) - \frac{k}{m^2}$ we deduce that the determinant Eq. A 22 becomes in the small k limit:

$$D_{\mathcal{J}} = \frac{2k^{\frac{p}{m}}}{m^2(1-m)} ((2-m)K[\mathbf{m}] - (2-m)E[\mathbf{m}]) \quad (\text{A } 35)$$

which writes in terms of

$$D_{\mathcal{J}} = \frac{2}{3F} \frac{1}{m(1-m)} ((2-m)K[\mathbf{m}] - (2-m)E[\mathbf{m}]) \quad (\text{A } 36)$$

APPENDIX B: COMPUTATION OF THE PERPENDICULARLY CONSTRAINED PARTITION FUNCTION IN THE LIMIT OF INFINITE LONG CHAIN

Here we evaluate the path-integral given by Eq. 101. It is equivalent to a special realization of the path integral of a QM harmonic oscillator with a time dependent frequency $\omega^2(\tau)$ and a driving force $j(\tau)$:

$$I[\omega; j] = \int_{(x_0; 0)}^{(x_1; 1)} D[x] e^{\frac{i}{\hbar} S[j; x]} = \int_{(x_0; 0)}^{(x_1; 1)} D[x] e^{-\frac{i}{\hbar} \int_0^1 \left(\frac{m}{2} \dot{x}^2(\tau) + \frac{1}{2} \omega^2(\tau) x^2(\tau) \right) d\tau + \frac{i}{\hbar} \int_0^1 j(\tau) x(\tau) d\tau} \quad (\text{B } 1)$$

The latter can be computed exactly (cf. Refs. [22])

$$I[\omega; j] = \frac{r}{2i\hbar D(\omega; 0)} e^{\frac{i}{\hbar} S[j; x_{cl}]} \quad (\text{B } 2)$$

The first factor on the rhs of Eq. B 2 represents the fluctuation contribution. Here $D(\omega; 0)$ is the functional determinant of the (j -independent) operator $\hat{T} = d^2/d\tau^2 + \omega^2(\tau)$ normalized by the free-particle operator $d^2/d\tau^2$

$$\frac{D(\omega; 0)}{D(1; 0)} = \det \frac{d^2/d\tau^2 + \omega^2(\tau)}{d^2/d\tau^2} : \quad (\text{B } 3)$$

The second term in Eq. B 2 involves the classical action $S[j; x_{cl}]$ where the j -dependent classical path $x_{cl}(\tau)$ is the solution of the corresponding Euler-Lagrange equation

$$m x_{cl}(\tau) + m \omega^2(\tau) x_{cl}(\tau) = j(\tau) \quad (\text{B } 4)$$

with boundary conditions $x_{cl}|_{\tau=0} = x_{cl}|_{\tau=1} = 0$. Using Eq. B 4 the classical action can be rewritten as

$$S[j; x_{cl}] = \frac{m}{2} x_{cl}(\tau) \ddot{x}_{cl}(\tau) \Big|_0^1 + \frac{1}{2} \int_0^1 j(\tau) x_{cl}(\tau) d\tau \quad (\text{B } 5)$$

Now in our concrete case we have to evaluate

$$\mathcal{D}_{\mathcal{J}}(p) = \int_{(0; t_0)}^{(0; t_1)} D[\mathcal{J}] e^{\frac{p}{2} \int_{t_0}^{t_1} \mathcal{J}(\tau) d\tau} \quad (\text{B } 6)$$

with (asymptotic) boundary conditions at $t_1=0 = \frac{1}{2} \pi$. The operator $\hat{T}_{\mathcal{J}}$ is again given by

$$\hat{T}_{\mathcal{J}} = \frac{\partial^2}{\partial t^2} - \frac{N(N+1)}{\cosh^2(t)} + c^2 \quad (\text{B } 7)$$

with $c = \frac{P}{1 + \frac{P}{F}}$ and $N = 2$. The source term is given by $j(t) = \frac{iP}{2t_c} (H(t + t_c) - H(t - t_c))$. In our case the integral B2 (after "Wick rotation" $t \rightarrow i\tau$ and the replacement $1 \rightarrow i$; $m \rightarrow \frac{P}{AF}$, $\tau^2(t) \rightarrow 1 - 6 = \cosh^2(t) + \frac{P}{F}$ etc.) has the following form

$$\hat{\mathcal{D}}_? (p) = \frac{\frac{P}{AF}}{2D(t_1; t_0)} e^{-S[j; \#_{c1}]} \quad (B8)$$

with the classical action given by the following expression

$$S[j; \#_{c1}] = \frac{\frac{P}{AF}}{2} \#_{c1}(t) \#_{c1}(t) j_1 - \frac{1}{2} \int_1^Z j(\tau) \#_{c1}(\tau) d\tau = \frac{P^2}{2AF} \int_{t_c}^Z \int_{t_c}^Z G(\tau; t^0) d\tau dt^0 \quad (B9)$$

We first compute the fluctuation determinant $D[\frac{L}{2}; \frac{L}{2}]$ via the Gelfand-Yaglom method. It states that $D[\frac{L}{2}; \frac{L}{2}] = f(t) \big|_{t=L/2}$ where $f(t)$ is the solution to $\hat{T}_? f(t) = 0$ with initial values $f(\frac{L}{2} = 0)$ and $f'(\frac{L}{2}) = 1$. The solution can be written in terms of the two linearly independent solutions (cf. [45])

$$f(x) = \cosh^{N+1}(t) \frac{1}{\cosh t} \frac{d}{dt} e^{-ct} \quad (B10)$$

For $N = 2$ the two independent solutions write

$$\begin{aligned} f_1(t) &= e^{ct} (c - 2 \tanh t) (c - \tanh t) \cosh^2(t) \\ f_2(t) &= e^{-ct} (c + 2 \tanh t) (c + \tanh t) \cosh^2(t) \end{aligned} \quad (B11)$$

and the general solution is given by $f(t) = C_1 f(t)_1 + C_2 f(t)_2$. The Gelfand-Yaglom initial conditions in the limit $\frac{L}{2} \rightarrow 1$ (where we may safely set $\tanh \frac{L}{2} \rightarrow 1$, $\cosh^2 \frac{L}{2} \rightarrow 0$) determine the coefficients C_1 and C_2 :

$$\begin{aligned} C_1 &= \frac{1}{2c(c+2)(c+1)} e^{c\frac{L}{2}} \\ C_2 &= \frac{1}{2c(c-2)(c-1)} e^{-c\frac{L}{2}} \end{aligned}$$

Evaluating $f(t)$ at the right boundary $t = \frac{L}{2}$ we obtain for $L=2$

$$D_?[\frac{L}{2}; \frac{L}{2}] = \frac{(c-2)(c-1)}{2c(c+2)(c+1)} e^{c\frac{L}{2}} \quad (B12)$$

Note that unlike for the in-plane operator Q_k case (where a close to 0 eigenmode appears and creates artifacts) here we need not to renormalize $D_?[\frac{L}{2}; \frac{L}{2}]$ and $Q_?$ as long as the value of c is larger than 2.

To compute the classical action Eq. B9, consider the Euler-Lagrange equation which reads here

$$\frac{P}{AF} \hat{T}_? \#_{c1}(t) = j(t) \quad (B13)$$

with the boundary conditions $\#_{c1}(-1) = 0$. To solve this inhomogeneous differential equation we construct the Green's function [46] $G(\tau; t^0)$ that is the solution to

$$\hat{T}_? G(\tau; t^0) = \delta(\tau - t^0) \quad (B14)$$

with $G(\tau; t^0) = G(t^0; \tau)$ and proper boundary conditions $G(-1; t^0) = 0$. The latter gives the solution to Eq. B13 via the simple convolution

$$\#_{c1}(t) = \frac{P}{AF} \int_1^Z G(\tau; t^0) j(t^0) dt \quad (B15)$$

For our Dirichlet boundary conditions the Green's function generally writes [46]

$$G(\tau; t^0) = \frac{H(t^0 - \tau) f_2(t^0) f_1(\tau) + H(\tau - t^0) f_1(t^0) f_2(\tau)}{W} \quad (B16)$$

with f_1 two f_2 being two (arbitrary) linearly independent solutions to the homogeneous equation $\hat{H}_2 f = 0$ satisfying the (one sided) boundary conditions $f_1(1) = 0$ and $f_2(1) = 0$ respectively. The constant W is the Wronskian determinant of the two solutions, i.e.

$$W = f_1(t) f_2'(t) - f_1'(t) f_2(t) = \text{const.} \quad (\text{B } 17)$$

We already know the two solutions, cf. Eq. B11. Their Wronskian B17 is given after short computation by $W = 2c^2 c^2 - 2c^2 - 1$. Inserting that and Eq. B11 into Eq. B16 gives a lengthy expression for $G(t; t^0)$. Fortunately there is no need for writing out explicitly neither $G(t; t^0)$ nor $\#_{c1}(t)$ as we are only interested in $S[j; x_{c1}]$ from Eq. B5 (with $x_{c1} = \#_{c1}$). Using Eq. B15 together with the boundary condition $\#_{c1}(1) = 0$ leads to

$$S[j; \#_{c1}] = \frac{p^2}{4 t_c^2 AF} \int_{t_c}^Z \int_{t_c}^{t_c} G(t; t^0) dt dt^0 \quad (\text{B } 18)$$

Inserting the Green's function, Eq. B16, and exploiting $f_2(t) = f_1(1-t)$ we find

$$S[j; \#_{c1}] = \frac{p^2 AF^{-1} p^2}{4 t_c^2 c (c^2 - 2) (c^2 - 1)} \int_{t_c}^Z \int_{t^0}^{t_c} f_1(t^0) f_1(1-t) dt dt^0 = \frac{p^2 AF^{-1} p^2}{4 t_c^2 c (c^2 - 2) (c^2 - 1)} I(c; t_c) \quad (\text{B } 19)$$

The involved double integral $I(c; t_c)$ depends on the variable $c = \frac{p}{1 + \frac{1}{F}}$ and the numerical constant t_c in a complicated manner. But here we only need the case $c \rightarrow 1$, i.e., $c \rightarrow 1$. The expansion of the integrand around $c = 1$ (to lowest order) followed by the double integration gives (up to terms on the order of $(c - 1)^2$)

$$I(c; t_c) = 6(c - 1) 2t_c + 3 \frac{t_c}{\cosh^2 t_c} 5 \tanh t_c = \frac{3}{2} t_c 3t_c^2 - 10(c - 1) - 2.88(c - 1)$$

Here we made use of the definition of t_c , Eq. 105. The limit $c \rightarrow 1$ (i.e., $c \rightarrow 1$) can now be performed safely in Eq. B19 and the action $S[j; \#_{c1}]$ writes

$$\lim_{c \rightarrow 1} S[j; \#_{c1}] = \frac{3}{32} \frac{3t_c^2}{t_c} \frac{10}{AF} p^2 - \frac{0.05}{AF} p^2 \quad (\text{B } 20)$$

This leads finally to

$$\Phi_2(p) = \frac{p^2}{2 D(t_1; t_0)} e^{S[j; x_{c1}]} = \frac{p^2}{2 D(t_1; t_0)} e^{\frac{1}{2} \frac{c(c+2)(c+1)}{(c-2)(c-1)} e^{\frac{c-1}{2} e^{\frac{3}{32} \frac{1}{p} t_c} (3t_c^2 - 10) p^2}} \quad (\text{B } 21)$$

- [1] B. Alberts et al, Molecular Biology of the Cell (Garland, New York, 1989).
- [2] T. R. Strick et al, Rep. Prog. Phys. 66, 1 (2003).
- [3] S. B. Smith, L. Finzi, and C. Bustamante, Science 258, 1122 (1992).
- [4] T. R. Strick et al, Science 271, 1835 (1996); Biophys. J. 74, 2016 (1998).
- [5] S. B. Smith, Y. Cui, C. Bustamante, Science 271, 795 (1996).
- [6] M. D. Wang, Biophys. J. 72, 1335 (1997).
- [7] P. Cluzel et al, Science 271, 792 (1996).
- [8] T. T. Perkins et al, Science 268, 83 (1995).
- [9] R. Rief et al, Science 276, 1109 (1997).
- [10] C. Bustamante, Z. Bryant, and S. B. Smith, Nature 421, 423 (2003).
- [11] Frenkel-Bresler theory is reviewed in L. D. Landau and E. M. Lifshitz, Statistical Mechanics (Pergamon Press, Oxford, 1996); O. K ratky and G. Porod, Recl. Trav. Chim. Pays-Bas 68, 1106 (1949); M. Fixman and J. Kovac, J. Chem. Phys. 58, 1564 (1973); J. Kovac and C. C. Crabtree, Macromolecules 15, 1112 (1982).
- [12] C. Bustamante et al, Science 265, 1599 (1994); A. Vologodskii, Macromolecules 27, 5623 (1994); J. F. Marko and E. D. Siggia, Macromolecules 28, 8759 (1995); T. Odijk, Macromolecules 28, 7016 (1995); C. Bouchiat et al, Biophys. J. 76 409 (1999).
- [13] S. Sankararaman and J. F. Marko, Phys. Rev. E 71, 021911 (2005).
- [14] C. G. Baumann et al, Biophys. J. 78, 1965 (2000).
- [15] Y. M uyuram a, Y. Sakam aki and M. Sano, Phys. Rev. Lett. 90, 018102 (2003).

- [16] H. Noguchi et al, Chem. Phys. Lett. 261, 527 (1996); B. Schnurr, F. Gittes, and F. C. MacKintosh, Phys. Rev. E 65, 061904 (2002).
- [17] T. R. Strick et al, Science 271, 1835 (1996); Biophys. J. 74 2016 (1998).
- [18] J. D. Meroz and P. Nelson, Proc. Natl. Acad. Sci. USA 94, 14418 (1997); Macromolecules 31, 6333 (1998); C. Bouchiat and M. Mezard, Phys. Rev. Lett. 80, 1556 (1998); EurPhys. J. E 2, 377 (2000).
- [19] R. Metzler, Y. Kantor, M. Kardar, Phys. Rev. E 66, 022102 (2002).
- [20] R. Bruinsma and J. Rudnick, Biophys. J. 76, 1725, (1999);
- [21] J. Yan and J. F. Marko, Phys. Rev. E 68, 011905 (2003).
- [22] L. S. Schulman, Techniques and Applications of Path Integration (Wiley Classics Library, 1996); J. Zinn-Justin, Quantum Field Theory and Critical Phenomena (Clarendon Press, Oxford 1993); H. Kleinert, Path Integrals (World Scientific, Singapore, 2002).
- [23] I. M. Kulic, H. Mohrbach, V. Lobaskin, R. Thakkar and H. Schiessel, Phys. Rev. E, in press
- [24] G. Lia et al, Proc. Natl. Acad. Sci. USA 100, 11373 (2003).
- [25] I. M. Kulic and H. Schiessel, Phys. Rev. Lett. 92, 228101 (2004).
- [26] B. Maier and J. O. Radler, Phys. Rev. Lett. 82, 1911 (1999).
- [27] G. Maret et al, Phys. Rev. Lett. 35, 397 (1975).
- [28] L. D. Landau and E. M. Lifshitz, Theory of Elasticity (Pergamon Press, Oxford, 1996).
- [29] P. J. Hagerman, Annu. Rev. Biophys. Biophys. Chem. 17, 265 (1988).
- [30] C. J. Benham, Proc. Natl. Acad. Sci. USA 74, 2397 (1977); C. J. Benham, Biopolymers 18, 609 (1979); M. Le Bret, Biopolymers 18, 1709 (1979); M. Le Bret, Biopolymers 23, 1835 (1984).
- [31] G. Kirchhoff, J. Reine Angew. Math. (Crelle) 56, 285 (1859).
- [32] M. Nizette and A. Goriely, J. Math. Phys. 40, 2830 (1999).
- [33] T. O'dijk, J. Chem. Phys. 105, 1270 (1996).
- [34] T. O'dijk, Macromolecules 19, 2313 (1986).
- [35] P. G. de Gennes, Scaling Concepts in Polymer Physics (Cornell University Press, Ithaca, 1979).
- [36] The term homoclinic stems from the Kirchhoff analogy between the loop that we consider here and the homoclinic orbit of a (mathematical) pendulum that obtained just enough energy to make one full 2π rotation in an infinite time interval.
- [37] A. S. Davydov, Solitons in Molecular Systems (Kluwer, Dordrecht, 1985).
- [38] D. R. M. Williams, J. Phys. A: Math. Gen. 24, 4427 (1991).
- [39] Abramowitz M. and I. Stegun, Handbook of Mathematical Functions (Dover, New York, 1972).
- [40] F. M. Arscott, Periodic Differential Equations, (Pergamon Press, 1964).
- [41] I. M. Gelfand and A. M. Yaglom, J. Math. Phys. 1, 48 (1960).
- [42] L. D. Landau and E. M. Lifshitz, Quantum Mechanics (Pergamon Press, Oxford, 1996).
- [43] The diamagnetic anisotropy per length $a = \hbar$ of a single basepair is around $3 \times 10^{-6} \text{ pN} = T^2$ [27], i.e., for even very large magnetic fields of say $H = 15 \text{ T}$ we have $7 \times 10^{-4} \text{ pN}$. So for DNA this effect is rather small.
- [44] J. S. Langer, Ann. Phys. 41, 108 (1967).
- [45] E. Kamke, Differential Equations, Methods and Solutions (Leipzig, 1959).
- [46] G. Barton, Elements of Green's Functions and Propagation (Oxford Science Publications, 1989).
- [47] E. T. Whittaker and G. N. Watson, A Course of Modern Analysis (Cambridge Mathematical Library, Cambridge, 1996).
- [48] H. Mohrbach, M. Sayar, H. Schiessel and I. M. Kulic, in preparation
- [49] M. E. Janson and M. Dogterom, Phys. Rev. Lett. 92, 248101 (2004).