

Cavitation Bubble Dynamics inside Liquid Drops in Microgravity

D. Obreschkow^{1,2}, P. Kobel^{1,3}, N. Dorsaz^{1,4}, A. de Bosset¹, C. Nicollier⁵, and M. Farhat¹¹ Laboratoire des Machines Hydrauliques, EPFL, 1007 Lausanne, Switzerland² Physics Department, Oxford University, Oxford, OX1 3PU, UK³ Max Planck Institute for Solar System Research, 37191 Katlenburg-Lindau, Germany⁴ Institut Romand de Recherche Numérique en Physique des Matériaux, EPFL, 1015 Lausanne, Switzerland⁵ ESA European Astronaut Centre, Cologne, Germany,
and NASA Johnson Space Center, Houston, TX

(Dated: March 31, 2022)

[Almost identical to PRL 97, 094502 (2006)] We studied spark-generated cavitation bubbles inside water drops produced in microgravity. High-speed visualizations disclosed unique effects of the spherical and nearly isolated liquid volume. In particular, (1) toroidally collapsing bubbles generate two liquid jets escaping from the drop, and the "splash jet" discloses a remarkable broadening. (2) Shockwaves induce a strong form of secondary cavitation due to the particular shockwave confinement. This feature offers a novel way to estimate integral shockwave energies in isolated volumes. (3) Bubble lifetimes in drops are shorter than in extended volumes in remarkable agreement with herein derived corrective terms for the Rayleigh-Plesset equation.

PACS numbers: 47.55.dp

Introduction Hydrodynamic cavitation is a major source of erosion damage in many industrial systems, such as fast ship propellers, cryogenic pumps, pipelines, and turbines [1]. Yet, controlled cavitation-erosion proves a powerful tool for modern technologies like ultrasonic cleaning [2], elective salmonella destruction [3], and treatment for kidney stones [4]. Such erosion is associated with liquid jets and shockwaves emitted by collapsing cavitation bubbles, but the relative importance of these two processes remains a topic of debate [5]. Fundamental understanding requires studies of single bubbles in different liquid geometries, since bubble dynamics strongly depends on nearby surfaces by means of boundary conditions imposed on the surrounding pressure field [1, 6]. Recent investigations revealed interesting characteristics of bubbles collapsing next to flat [7] and curved [8] rigid surfaces or at free surfaces [9, 10]. It is thus a promising idea to study bubbles inside spherical drops and probe their interaction with closed spherical free surfaces. However, for centimeter-sized volumes, such geometries are inaccessible in the presence of gravity and require a microgravity environment, even though gravity plays a negligible direct role for most single bubble phenomena.

In this letter, we present the first experimental study of single bubble dynamics inside centimetric quasi-spherical water drops produced in microgravity. High-speed imaging revealed key implications of nearly isolated, finite and spherical liquid volumes on bubble evolution and subsequent phenomena. The results will be presented in three steps covering (1) jet dynamics, (2) shockwave effects and (3) spherical collapse.

Experimental Setup (for a detailed description and figures see [11]) Microgravity was achieved in manned parabolic flights conducted by the European Space Agency ESA (42nd parabolic flight cam-

paign). The nominal flight manoeuvres over sequences (i.e. parabolas) of 20 s of weightlessness with a residual g-jitter of 0.02-0.05 g at typical frequencies of 1-10 Hz. Our experiment and all calibrations were carried out on 93 parabolas on three consecutive flight days.

Each parabola was used to run one fully automated experimental cycle, consisting in the computer-controlled growth of a centimetric water drop and the generation of a single bubble inside the drop. The liquid was expelled through an injector tube, specially designed to fix and stabilize the ensuing truncated drop (Fig. 1). The bubble was generated through a spark-discharge between two thin electrodes immersed in the drop. A high-speed CCD-camera (Photron Ultra APX, up to 120 000 frames/s) recorded the fast bubble dynamics for a sequence of 11 ms. Three parameters were independently adjustable: (1) the initial drop size [radius $R_{d, \text{min}} = 8\text{--}13\text{ mm}$] by changing the expelled water volume, (2) the maximal bubble size [radius $R_{b, \text{max}} = 2\text{--}10\text{ mm}$] by altering the discharge energy between 8 and 1000 mJ, (3) the distance d between drop center and bubble center by precisely adjusting the electrodes position. We shall usually describe a particular setting in the dimensionless parameter space $(\epsilon; \eta)$, where $R_{b, \text{max}} = R_{d, \text{min}}$ (relative bubble radius), $\eta = d/R_{d, \text{min}}$ (eccentricity).

Jet Dynamics As a first result, we overview the collapse of eccentrically placed cavitation bubbles in the parameter range $(0.2 < \epsilon < 0.6, 0.3 < \eta < 0.8)$, recorded at 24 000 frames/s (extracts in Fig. 1). The nearby free surface breaks the spherical symmetry leading to a toroidal implosion [9] with a fast micro-jet ($> 50\text{ m/s}$) directed perpendicularly away from the closest surface element (Fig. 1b). This microjet accelerates the surrounding volume forming a jet that escapes from the right surface in the future at a reduced velocity (6 m/s). In the meantime, a slower

splash escapes in the opposite direction (Fig. 1c). This double-jet picture is consistent with established studies of bubbles in the vicinity of free surfaces [9, 12], and provides the first direct visualization of both bubble-induced jets escaping from a steady liquid volume.

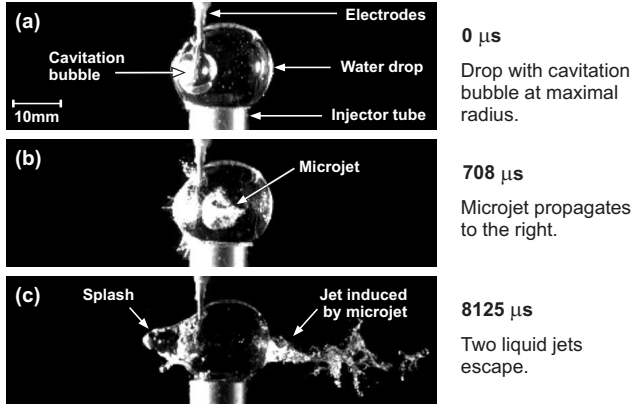


FIG. 1: Two liquid jets generated by the toroidal implosion of the a cavitation bubble ($\beta = 0.3$, $\mu = 0.45$). Movies at [11].

Close investigation of the splash geometry revealed a remarkable and reproducible diameter broadening compared to similar jets on ground-based flat free surfaces (Fig. 2a,c). In the latter case, the narrowness is due to a very localized high-pressure peak between bubble and free surface [9]. We believe that this pressure peak is much broader beneath spherical free surfaces, since the distance between bubble boundary and surface varies more smoothly. Such a pressure zone broadening suggests an explanation for a broader splash and will be subject to forthcoming simulations. Additionally, we discovered that the typical crown surrounding the splash on flat surfaces (Fig. 2c) is absent on the spherical surface (Fig. 2a). For comparison it is enlightening to consider cylindrical free surfaces, which are straight and circular in two orthogonal directions. One might reason that such surfaces exhibit a hybrid behavior between (a) and (c). Indeed, recent studies of bubbles inside a falling water stream [13] revealed a non-circular crown consisting of two spikes in the straight direction of the surface, while no crown seems present perpendicular to the figure (Fig. 2b). These observations definitely disclose non-trivial features in splash dynamics and crown formation and promise an interesting avenue for future research.

Shockwave Effects Many high-speed visualizations contain isolated frames showing a short-lived brilliant mist (Fig. 3). This mist lasts for roughly 50 μ s and is visibly composed of sub-millimetric bubbles (here called microbubbles). Strikingly, these mists exactly coincide with the instants of predicted shockwave radiation. Namely, the spark (or primary) shockwave is emitted at the spark generation initiating the bubble growth, and collapse (or secondary) shockwaves are radiated at the bubble collapse and subsequent col-

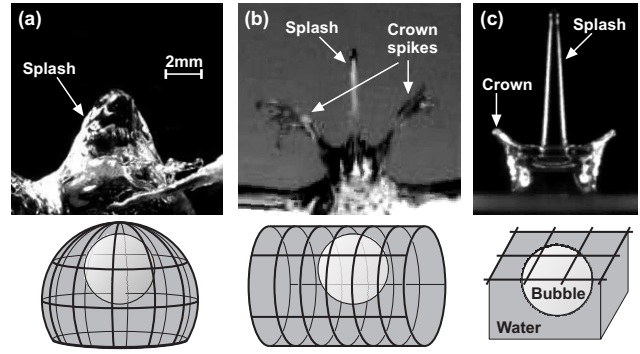


FIG. 2: Splash on several free surfaces. (On (a), electrodes enter from the right. (b) was provided by E. Robert [13].)

lapses of rebound bubbles [14]. Although these shockwaves were not directly observable with the present setup, their exact synchronization with microbubbles clearly discloses a causal relation. We claim that the mist of microbubbles is a strong form of shockwave-induced secondary cavitation [15]. In other words, microbubbles are small cavitation bubbles inside the drop volume, arising from the excitation of nuclei (i.e. microscopic impurities and dissolved gas) at the passage of shockwaves [16, 17]. That the microbubbles were indeed cavities was confirmed by showing that their size/lifetime ratio matches theoretical cavity life cycles.

The surprisingly high abundance of microbubbles compared to faint traces seen in ground experiments [15] is reasonably explained by a unique shockwave confinement in the case of isolated liquid volumes. The shockwave can be reflected many times on the free surface and thereby transfer its whole energy to microbubbles via multiple excitations. This full energy transformation offers a new way to estimate integral shockwave energies. The idea consists in integrating the energies of all microbubbles, which can be inferred from statistical measures of their densities and maximal volumes V_{max} via $E = V_{max} (p_1 - p_v)$ [18], where p_1 is the ambient static pressure and p_v is the vapor pressure. Applying this method to five concrete samples showed that 50–70% of the initial electrical energy (200 mJ) is contained in the mist of microbubbles associated with the spark shock. It follows that 50–70% of the spark energy is radiated in a shockwave, and we expect to find the remaining 30–50% in the main bubble; a prediction which is consistent with the measured maximal main bubble volume corresponding to a bubble energy of 70 mJ. The actual precision was limited by the optical resolution and non-vanishing contact surfaces (injector tube, electrodes), and could be improved in forthcoming studies.

Spherical Collapse We shall now investigate the collapse of bubbles centered in drops ($\beta = 0$), since their spherical symmetry allows a direct comparison to bubbles in infinite volumes, governed by Rayleigh-




FIG. 3: Example of Secondary cavitation: the primary shockwave radiated between (a) and (b) induces a short-lived mist of microbubbles. Movies at [11].

Plesset's theory [18, 19]. Bubbles in drops were found to collapse faster in excellent agreement with a theoretical extension derived in the following. Note that gravity does not play a direct role in Rayleigh-Plesset's theory, nor in our extension, but its absence allowed the realization of isolated drops with centimetric diameters.

In the present approach we neglect surface tension, liquid compressibility, viscosity and mass transfer across the bubble boundary. We further assume a uniform and constant temperature, and take the pressure inside the bubble as the vapor pressure p_v . The ensuing simplified Rayleigh-Plesset equation for a spherical bubble with radius $R_b(t)$ in an infinite liquid reads

$$\frac{\rho}{2} \dot{R}_b^2 = \frac{3}{2} R_b^2 + R_b R_b \quad (1)$$

where ρ is the liquid density and $p = p_1 - p_v$ with p_1 being the liquid pressure taken far from the bubble. Integrating (1) provided the initial conditions $R_b(0) = R_{b, \max}$ and $\dot{R}_b(0) = 0$ yields the radius $R_b(t)$ of the collapsing bubble. The so-called Rayleigh collapse time T_{Rayl} , such that $R_b(T_{\text{Rayl}}) = 0$, is given by $T_{\text{Rayl}} = 0.915 R_{b, \max} \sqrt{\rho/p}$ [18]. To compare different bubble collapses, we present their functions $R_b(t)$ in normalized scales where T_{Rayl} and $R_{b, \max}$ equal one. In these scales, $R_b(t)$ can be shown to be independent of p , and $R_{b, \max}$. To assert the validity of the above model for the present situation, we carried out extensive ground-studies with millimetric bubbles in extended water volumes. The data revealed excellent agreement with the theoretical prediction (Fig. 4, dashed line and squares), thus justifying the above assumptions.

In microgravity, we studied bubbles centered in drops with a relative radius $\alpha = 0.50$ ($R_{b, \max} = 4.07 \text{ mm}$, $R_{d, \max} = 8.15 \text{ mm}$, cabin pressure $p_1 = 80\,000 \text{ Pa}$, spark energy = 200 mJ). The bubble collapses were sampled at 50 000 frames/s with an optical resolution of 70 μm . Given this high spatiotemporal resolution, the results from 5 experimental runs were indistinguishable and ensured reproducibility. The collapse time was measured as $330 \pm 10 \text{ ns}$ and the evolving bubble radius $R_b(t)$ was reconstituted from the images using a model of optical refraction by a water sphere

[11]. Plotted in normalized scales, the microgravity data reveals a remarkable shortening of the collapse time (Fig. 4, circles).

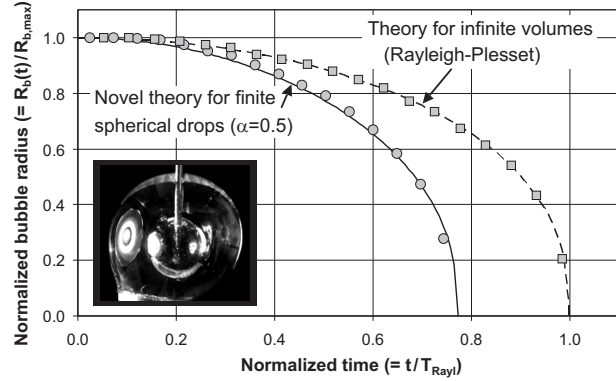


FIG. 4: Bubble collapse. (dashed line) Rayleigh-Plesset theory (1). (squares) Ground-experiment in extended water volumes. (solid line) Modified theory for spherical drops, $\alpha=0.5$ (5). (circles) Microgravity-experiment in drops. Errors are given by the size of the data points.

In order to explain this shortening, we shall now derive an equation of motion for cavitation bubbles of radius $R_b(t)$ centered in spherical drops of radius $R_d(t)$, using the above assumptions. Incompressibility links $R_b(t)$ and $R_d(t)$ and conditions the radial velocity \dot{r} , as seen by integrating $\text{div } \mathbf{v} = 0$ along a radial axis,

$$R_d(t) = R_{d, \max}^3 + R_b^3(t) \quad (2)$$

$$\dot{r} = R_b R_b^2 = \dot{r}^2 \quad (3)$$

For the sake of physical interpretation, we derive the equation of motion from energy conservation. The kinetic energy results from integrating the energy density $\frac{1}{2} \rho \dot{r}^2$ over the whole liquid volume and the potential energy is given by integrating the pressure work $p dV$ over the volume traversed by the bubble surface and the drop surface. Using (2) and (3),

$$E_{\text{kin}} = 2 \pi R_b^2 R_b^3 (1 - \alpha^3); \quad E_{\text{pot}} = \frac{4 \pi R_b^3}{3} p \quad (4)$$

with $\dot{r} = \dot{R}_b(t) = \dot{R}_d(t)$. Invoking the conservation law $E_{\text{kin}} + E_{\text{pot}} = 0$ and dividing by $4 \pi R_b R_b^2$ yields the equation of motion for bubbles centered in drops,

$$\frac{\rho}{2} \dot{R}_b^2 = \frac{3}{2} R_b^2 + R_b R_b - 2 R_b^2 - R_b R_b + \frac{1}{2} R_b^2 \quad (5)$$

where the term in α^4 was obtained by substituting R_d using relation (2). This equation comprises the simplified Rayleigh-Plesset equation (1) and three novel corrective terms, which vanish as $R_d \rightarrow 1$. Up to the factor $4 \pi R_b R_b^2$ the two terms in subtract the change of kinetic energy associated with the volume outside the drop ($R_d(t) < r < 1$), which needs to be removed

from the infinite medium of Rayleigh's model. The remaining corrective term in $\xi(\alpha)$ accounts for the change in kinetic energy due to the variation of the drop's radius. This term becomes negligible for relative bubble radii $\alpha \ll 1$ since $\xi(\alpha) \propto \alpha^2$. Integrating (5) with the initial conditions $R_b(0) = R_{b,\max}$ and $\dot{R}_b(0) = 0$ gives the collapsing bubble radius $R_b(t)$, which is in excellent agreement with the microgravity data (Fig. 4, solid line). This proves that the shortened lifetime is entirely due to the finite spherical drop volume, and validates the derived equation of motion for bubbles centered in spherical drops (5).

Finally, we apply the validated model to predict the collapse times of bubbles with arbitrary relative radii α . The energy conservation $E_{\text{kin}} + E_{\text{pot}} = E_0$ can be solved for \dot{R}_b , if E_0 is identified with the potential energy at maximal bubble radius $R_{b,\max}$,

$$\dot{R}_b = \sqrt{\frac{2}{3} \frac{p}{\rho} \left(\frac{R_{b,\max}^3}{R_b^3} - 1 \right)} \quad (6)$$

Integrating this equation from $R_b = R_{b,\max}$ to $R_b = 0$ yields an analytical expression for the collapse time,

$$T_{\text{collapse}} = \frac{R_{b,\max}}{\sqrt{\frac{2}{3} \frac{p}{\rho}}} \int_0^1 \frac{ds}{(1 - s^3)^{1/3}} \quad (7)$$

where s substitutes $R_b = R_{b,\max} s$. The collapse time depends on α through a collapse factor $\xi(\alpha)$ plotted in Fig. 5. For infinite liquids ($\alpha = 0$) we consistently recover the Rayleigh collapse factor $\xi(0) = 0.915$ [8].

$\xi(\alpha)$ decreases monotonically with increasing relative bubble radius α , and tends to 0 for $\alpha \rightarrow 1$. Even though this limit could not be probed in the microgravity time available, it seems non-physical for it violates the model assumptions. In particular, for $\alpha \geq 1$

the drop's surface velocity $\dot{R}_d(t)$ would approach the speed of sound for a significant fraction of the collapse phase [see (6), (2)], thus implying a strong pressure drop and preventing further acceleration.

Conclusion Microgravity conditions proved essential in the study of cavitation bubbles inside centimetric water drops. In particular, (1) we obtained the first simultaneous visualizations of both cavity-induced liquid jets, and discovered a remarkable splash broadening and missing crown formation on spherical surfaces. (2) Reflected shock waves led to a strong form of secondary cavitation and offer an original way for the measurement of shock wave energies inside isolated volumes. (3) Our Rayleigh-Plesset-like model for bubbles in drops is in excellent agreement with specific experiments and allowed a general prediction of bubble collapse times in drops. Forthcoming microgravity studies could fruitfully address the limit of large bubble radii ($\alpha \gg 1$), or focus on direct shock wave visualizations.

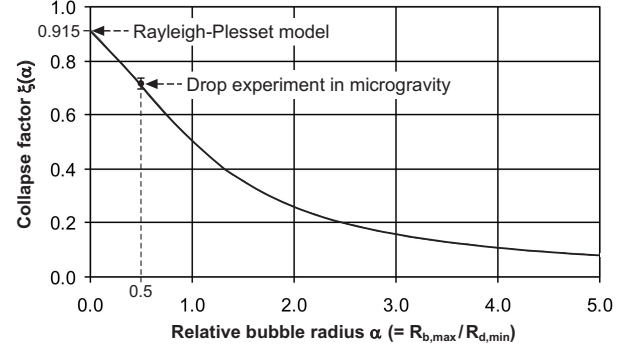


FIG. 5: Collapse factor $\xi(\alpha)$ as a function of the relative bubble radius α . $\xi(\alpha)$ is directly proportional to the collapse time T_{collapse} if ρ , p and $R_{b,\max}$ are fixed.

We thank the ESA for having pursued this research and the Swiss NSF for Grant No. 2000-068320.

-
- [1] C. E. Brennen, *Cavitation and Bubble Dynamics* (Oxford University Press, 1995).
 - [2] W. D. Song, M. H. Hong, B. Lukyanchuk, and T. C. Chong, *J. Appl. Phys.* 95, 2952 (2004).
 - [3] D. M. Wrigley and N. G. Llorca, *J. Food Prot.* 55, 678 (1992).
 - [4] W. Sass, M. Braunlich, H. P. Deyer, E. Matura, W. Folberth, H. G. Priemeyer, J. Seifert, *Ultrasound Med Biol.* 17, 239 (1991).
 - [5] A. Shimizu, *Shockwaves*, 7, 33 (1997).
 - [6] M. S. Plesset and R. B. Chapman, *J. Fluid Mech.* 47, 283 (1971).
 - [7] E. A. Brujan, G. S. Keen, A. Vogel, and J. R. Blake, *Phys. Fluids* 14, 85 (2002).
 - [8] Y. Tomita, R. B. Robinson, R. P. Tong, and J. R. Blake, *J. Fluid Mech.* 466 259 (2002).
 - [9] R. B. Robinson, J. R. Blake, T. Kodama, A. Shimizu, and Y. Tomita, *J. Appl. Phys.* 89, 8225 (2001).
 - [10] A. Pearson, E. Cox, J. R. Blake and S. R. Otto, *Eng. Anal. Bound. Elem.* 28, 295 (2004).
 - [11] Project site: www.ashandsplash.ch, go to "science"
 - [12] L. A. Crum, *J. Phys.* 40, 285 (1979).
 - [13] E. Robert, M.S. Thesis, Ecole Polytechnique Fédérale de Lausanne, Code: LM HD I04R (2004).
 - [14] T. Kodama and Y. Tomita, *Appl. Phys. B*, 70, 139 (2000).
 - [15] Y. Tomita, T. Kodama, and A. Shimizu, *Appl. Phys. Lett.* 59 274-276 (1991).
 - [16] B. Wolfrum, T. Kurz, R. Mettin, and W. Lauterborn, *Phys. Fluids*, 15, 2916 (2003).
 - [17] G. N. Sankin, W. N. Simmons, S. L. Zhu and P. Zhong, *Phys. Rev. Lett.* 95, 034501 (2005).

[18] L. Rayleigh, Philos. Mag. 34, 94 (1917).

[19] M. S. Plesset, J. of Appl. Mech. 16 (1949).