

Solar arcades as possible minimum dissipative relaxed states

R. Bhattacharya¹, M. S. Janaki¹, B. Dasgupta² and G. P. Zank²

¹ *Saha Institute of Nuclear Physics,*

I/AF Bidhannagar, Calcutta 700 064, India

² *Institute of Geophysics and Planetary Physics,*

*University of California at Riverside, Riverside, CA 92521, USA**

Abstract

Arcade-type magnetic field structures originating from the photosphere are relevant to the understanding of different types of solar prominences, coronal loops and coronal heating. In most of the existing literature, these loop-like magnetic structures are modeled as force-free fields (FFF) without any plasma flow. The system is assumed to be isolated and non-dissipative. In reality the photospheric plasma hardly qualifies to be isolated in nature and the existence of an external drive in the form of a dynamo field is always possible. Solar prominences are not ideal either since dissipative effects are believed to play a major role in coronal heating. The above observations indicate that a force-free model based on a non-dissipative plasma may not be a suitable candidate to replicate the arcade structures and further investigations are required. In our work, we have proposed the arcade structures as minimum dissipative relaxed states (including both the viscous and resistive channels) pertaining to a two-fluid description of the plasma. The obtained relaxed state is non force-free in nature and appropriate to an open system with external drives. The Euler-Lagrange equations are solved in Cartesian coordinates subject to the existing photospheric boundary conditions. The solutions are seen to support flow-containing arcade like magnetic field configurations with inherent dissipative properties that may play an important role in the coronal heating. An interesting feature observed is the generation of different types of arcades with the variation of a single parameter characterizing the relaxed state. Also, recent observations with the LASCO coronagraph on board the SOHO spacecraft suggest that the helmet streamers originating from the sun may have an internal triple-arcade structure. The two-fluid relaxed state obtained here is also seen to support such structures.

*Electronic address: dasgupta@ucr.edu

I. INTRODUCTION

Arcade type magnetic structures play an essential role in solar physics, particularly regarding the coronal loops, coronal heating and coronal mass ejection. A typical coronal loop consists of a bunch or a single arch-like magnetic field line(s) joining two magnetically active regions of opposite polarity on the photosphere [1, 2]. The active regions themselves are separated by a neutral line, where the normal component of the magnetic field is zero. In general the coronal loops are observed to be *long-lived*. By *long-lived* we mean the life-time of the structure involved is more than that expected from a conventional magnetohydrodynamic (MHD) analysis. The coronal loops are seen to have life-times varying from an hour to more than one day [3] whereas the MHD time scale for a typical loop parameter is of the order of seconds [4] only.

The global structure of the magnetic arcades are modelled either by assuming a potential (current-free) field [5] or by considering the plasma to be force-free [6, 7, 8, 9] and the magnetic field satisfying the equation

$$\nabla \times \mathbf{B} = \lambda \mathbf{B} \tag{1}$$

with λ as a spatial function or a constant. The fff model is justified by an an order of magnitude analysis that shows the structures to be of low β [10] or on arguments similar to that of Taylor in the context of laboratory plasmas [11, 12], where it is envisioned as a relaxed state characterized by the magnetic energy minimum along with an invariant magnetic helicity [6, 7]. The second scheme appears to be more lucrative, since by definition it makes the arcade structures long-lived and at the same time imparts a sense of stability to them. This stems from the fact that the relaxed state being a spontaneously achieved state, any deviation from it is expected to generate the same mechanisms that were responsible to attain the relaxed state at the very first place. As a result, the system will once again try to converge to its earlier state and the perturbations will die out. In other words, there is always an anticipation that the relaxed states are also inherently stable by nature. But this is only an expectation and a detail analysis [13, 14] is always required to study the relevant stability properties.

Although the force-free description is successful in explaining the gross topological features of the magnetic arcades but at the same time also suffers from major drawbacks. As

observed through EUV spectrum [3] the plasma temperature has a monotonically increasing profile inside the loop being minimum at the axis and maximum at the surface. The density shows no significant variation transverse to the loop axis [4] and even can be considered to be uniform [15]. These observations imply that the pressure is not an uniform parameter inside the loop and a force-free description may not be an appropriate candidate to model the arcade. In a recent work by G. A. Gary [16] it has been recognized that the solar corona itself has regions of different plasma β . It is only the mid-corona sandwiched between the photosphere at the base of the coronal loop and the upper-corona where the plasma $\beta \ll 1$ and the force-free condition can be assumed to hold good. The other two regions are essentially characterized by $\beta > 1$ and hence support non force-free fields. Based on the SXT Limb Data [17], Gary has proposed a model that admits a range of β values in the mid corona. Also in an alternative scenario the solar flares are proposed to be natural consequence of the high β plasma confined in a curved coronal loop [18]. The above-mentioned works essentially points that a force-free model is not adequate in explaining all the features of arcade fields and a non force-free description is highly desirable.

Another feature missing in the force-free description of the arcade fields is the plasma flow. In all the force-free models mentioned above, the plasma is assumed to be ideal or nearly ideal. This essentially decouples the magnetic and flow fields, making them independent of each other. In contrast to this finite plasma flows have been observed in the coronal loops [19], a typical form being the Evershed flow which is directed out of the sunspots at the photosphere and into them in the chromosphere [20]. A finite pressure difference between the foot points is believed to be responsible for such flows. Flows are important in context of the solar winds also where the plasma is seen to flow outwards along the open field lines. The importance of flow has recently been recognized by Mahajan *et. al.* [21] also. According to them viscous dissipation does play an important role as long as the flow field is treated as an integral part of the plasma dynamics and accounts for the coronal heating during the very formation of the loops.

From the above discussions it emerges that although the force-free model is suitable in explaining the gross topological features of the arcade-type magnetic fields, further studies must be made in order to accommodate features such as non-uniform pressure profile and finite plasma flow. To include such features, in the following we propose the arcade fields as driven relaxed states governed by the principle of *minimum dissipation rate* (MDR). Before

going any further, we want to declare that our goal is rather modest and is confined only to the feasibility study of the arcade structures as MDR relaxed state. In this paper we will be more concerned with the general topological features and leave all the quantitative analysis; like the heating rate or the magnitude of the plasma flow for future works. Also for analytical progress, essential in understanding the natural coupling of the self-consistent magnetic fields and non-zero plasma flows, we will assume the density to be constant. The situations where such an assumption is valid being already been discussed by Mahajan *et al* [21], no further clarifications are given here.

II. FORMULATION OF THE PROBLEM

To formulate a variational problem for obtaining the relaxed state, we need a minimizer (minimization of which yields the relaxed state) and invariants or constraints that essentially determines how far the system will be propped away from its trivial outcome. A crucial point to be noted is, most of the arcade fields, including the solar corona, are externally driven magnetoplasma systems. For the solar corona, the external drive is provided by the convective motions in the bounding photospheric surface penetrated by the coronal magnetic field [22]. With dissipative processes playing a key role [21], such systems are not in thermodynamic equilibrium and we have to look for suitable minimizers and invariants. Principle of minimum dissipation rate first proposed by Montgomery and Philips in the context of plasma physics [23] is one of the suitable candidates to describe such off-equilibrium magnetoplasma systems related to various fusion oriented configurations [24, 25, 26] (and the references therein). We must point out that in absence of a rigorous mathematical proof, principle of MDR still enjoys the status of a conjecture- the validity of which depends on the agreement of predictions based on it with the experimental observations. The success of MDR in predicting experimentally realizable relaxed states in laboratory plasmas makes it a viable candidate for the astrophysical plasmas also.

In the following we describe the plasma by two-fluid equations. This has two basic advantages over its single-fluid or MHD counterpart. In two-fluid description, at-least in context of the relaxation physics, plasma flow gets coupled to the magnetic field in a natural way. Also, the two-fluid description being more general than MHD, it is expected to capture certain results that are otherwise unattainable from a single-fluid description. In two-fluid

formalism the magnetic helicity is replaced by the generalized helicities defined as

$$K_\alpha = \int_V \mathbf{P}_\alpha \cdot \boldsymbol{\Omega}_\alpha d\tau \quad (2)$$

where \mathbf{P}_α and $\boldsymbol{\Omega}_\alpha$ are the canonical momentum and canonical vorticity for the α species and are given by

$$\mathbf{P}_\alpha = m_\alpha \mathbf{u}_\alpha + \frac{q_\alpha}{c} \mathbf{A} \quad (3)$$

$$\boldsymbol{\Omega}_\alpha = \nabla \times \mathbf{P}_\alpha$$

As can easily be acknowledged, the expression for K_α in equation (2) is gauge independent only if the boundary condition $\boldsymbol{\Omega}_\alpha \cdot \hat{n} = 0$ is satisfied. Such a boundary condition makes the system to be isolated from the surroundings. To accommodate arcade structures, which are inherently driven systems [22], we must modify the above definition of generalized helicity. An alternative expression for the generalized helicity can be found by extending the definition of Jensen and Chu [27] to the two-fluid case. Let us define [28]

$$K_\alpha = \int_V \mathbf{P}_\alpha \cdot \boldsymbol{\Omega}_\alpha d\tau - \int_V \mathbf{P}'_\alpha \cdot \boldsymbol{\Omega}'_\alpha d\tau \quad (4)$$

where \mathbf{P}_α and \mathbf{P}'_α are different inside the volume of interest and are same outside. The gauge invariance can easily be seen by writing $\mathbf{P}_\alpha = \mathbf{P}_\alpha + \nabla\psi$, ψ being some arbitrary scalar continuous at the boundary.

$$K'_\alpha = K_\alpha + \oint \psi(\boldsymbol{\Omega}_\alpha - \boldsymbol{\Omega}'_\alpha) \cdot \hat{n} da \quad (5)$$

where the surface integral is to be evaluated over the bounding surface S of the volume V . In writing the above equation we have used the Gauss' theorem along with the fact that $\nabla \cdot \boldsymbol{\Omega}_\alpha(\boldsymbol{\Omega}'_\alpha) = 0$. So the generalized helicity K_α as defined by equation (4) is gauge invariant provided the boundary condition

$$(\boldsymbol{\Omega}_\alpha - \boldsymbol{\Omega}'_\alpha) \cdot \hat{n} = 0 \quad (6)$$

is obeyed. If we further assume that there is no flow-field coupling at the surface i.e., the flow and the magnetic fields are two independent variables and the variation of one does not affect the other, we have

$$(\mathbf{B} - \mathbf{B}') \cdot \hat{n} = 0 \quad (7)$$

$$(\omega_\alpha - \omega'_\alpha) \cdot \hat{n} = 0$$

at the surface, where

$$\omega_\alpha = \nabla \times \mathbf{u}_\alpha \quad (8)$$

is the vorticity. Equations (7) then represent a type of natural boundary conditions inherent to the problem. Next, with generalized helicity given by equation (4), in the following we derive the helicity balance equation.

For the α component the momentum balance equation is given by,

$$m_\alpha n_\alpha \frac{d\mathbf{u}_\alpha}{dt} = n_\alpha q_\alpha \left(\mathbf{E} + \frac{1}{c} \mathbf{u}_\alpha \times \mathbf{B} \right) - \nabla h_\alpha + \mu_\alpha \nabla^2 \mathbf{u}_\alpha - n_\alpha q_\alpha \eta \mathbf{J} \quad (9)$$

where we have assumed the flow to be incompressible and $h_\alpha = p_\alpha + g$, where g is the gravitational potential and p is the pressure. Writing $\mathbf{E} = -\nabla\phi - (1/c)(\partial\mathbf{A}/\partial t)$ and using the vector identity

$$(\mathbf{u}_\alpha \cdot \nabla) \mathbf{u}_\alpha = \nabla \frac{u_\alpha^2}{2} - \mathbf{u}_\alpha \times (\nabla \times \mathbf{u}_\alpha) \quad (10)$$

the momentum balance equation can be cast as,

$$\begin{aligned} \frac{\partial \mathbf{P}_\alpha}{\partial t} = & -\nabla \left[q_\alpha \phi + \frac{h_\alpha}{n_\alpha} + \frac{m_\alpha u_\alpha^2}{2} \right] + \mathbf{u}_\alpha \times \boldsymbol{\Omega}_\alpha \\ & - \frac{\mu_\alpha}{n_\alpha} (\nabla \times)^2 \mathbf{u}_\alpha - \frac{q_\alpha \eta c}{4\pi} (\nabla \times) \mathbf{B} \end{aligned} \quad (11)$$

where we have used the notation $(\nabla \times)^n = \nabla \times \nabla \times \dots$ to n terms. Taking curl on both sides, we get the vorticity balance equation as

$$\frac{\partial \boldsymbol{\Omega}_\alpha}{\partial t} = \nabla \times (\mathbf{u}_\alpha \times \boldsymbol{\Omega}_\alpha) - \frac{\mu_\alpha}{n_\alpha} (\nabla \times)^3 \mathbf{u}_\alpha - \frac{q_\alpha \eta c}{4\pi} (\nabla \times)^2 \mathbf{B} \quad (12)$$

Using the above two equations along with the definition (4) for the generalized helicity, corresponding balance equation for the α component is obtained as,

$$\begin{aligned} \frac{dK_\alpha}{dt} = & - \oint [G_\alpha - \mathbf{P}_\alpha \cdot \mathbf{u}_\alpha] \boldsymbol{\Omega}'_\alpha \cdot \hat{n} da - \oint (\mathbf{P}_\alpha \cdot \boldsymbol{\Omega}_\alpha) \mathbf{u}_\alpha \cdot \hat{n} da \\ & - \oint \left(\frac{\partial \mathbf{P}'_\alpha}{\partial t} \times \mathbf{P}'_\alpha \right) \cdot \hat{n} da - \eta'_\alpha \oint [\{\nabla \times \mathbf{B} + L_\alpha \boldsymbol{\omega}_\alpha\} \times \mathbf{P}_\alpha] \cdot \hat{n} da \\ & - 2\eta'_\alpha \int [\nabla \times (\mathbf{B} + L_\alpha \boldsymbol{\omega}_\alpha)] \cdot \boldsymbol{\Omega}_\alpha d\tau \end{aligned} \quad (13)$$

with

$$\begin{aligned} G_\alpha &= \left[q_\alpha \phi + \frac{h_\alpha}{n_\alpha} - \frac{m_\alpha u_\alpha^2}{2} \right] \\ \eta'_\alpha &= \frac{q_\alpha \eta c}{4\pi} \end{aligned} \quad (14)$$

$$L_\alpha = \frac{4\pi}{q_\alpha c n_\alpha} \frac{\mu_\alpha}{\eta} \equiv \text{Prandtl number}$$

While deriving the above equation, we have used the boundary condition described by equation (6). In the above balance equation the surface integrals represent the helicity injection terms while the volume integral represents the dissipation rate for K_α . For an isolated system characterized by $\boldsymbol{\Omega}'_\alpha \cdot \hat{n} = 0$, $\mathbf{u}_\alpha \cdot \hat{n} = 0$ and $\hat{n} \times \mathbf{P} = 0$ (the last condition is due to the fact that in isolated systems with conducting material boundary, $\hat{n} \times \mathbf{A} = 0$ and $\hat{n} \times \mathbf{u}_i = 0$ which is the no-slip boundary condition and is applicable to viscous systems), only the dissipation term in the balance equation survives and for a static plasma characterized by $\mathbf{u}_\alpha = 0$ is similar to the dissipation rate of the magnetic helicity.

To proceed further, in the following we consider a two-component hydrogen plasma. Neglecting the electron mass over the ion mass with $q_i = -q_e = q$ and the quasineutrality to hold good, we have

$$\begin{aligned} \eta'_i &= \frac{q\eta c}{4\pi} \\ \eta'_e &= -\frac{q\eta c}{4\pi} \end{aligned} \quad (15)$$

$$L_i = \frac{4\pi}{qcn} \frac{\mu_i}{\eta}$$

$$L_e = 0$$

In writing the last expression we have neglected the electron viscosity over the ion viscosity due to its smallness by the electron to ion mass ratio.

Following Montgomery *et al* [23], let us assume that K is a bounded function. Then the time average of K over a reasonably long time will make left side of the above equation a constant. Prescribing the surface terms [29] then it is possible to form a variational problem where the relaxed state is obtained by minimizing the total dissipation rates, both ohmic and viscous, with the helicity dissipation rates as constraints. In other words, in our model we have assumed the field variables to be fixed at the surface. This assumption is more of a mathematical requirement to keep the subsequent analysis simple and at per with the variational principle in classical mechanics. The minimization integral is then obtained as,

$$\begin{aligned} \mathcal{I} = & \int \left[(\nabla \times \mathbf{B}) \cdot (\nabla \times \mathbf{B}) + \frac{4\pi n q L_i}{c} \omega_i \cdot \omega_i \right] d\tau \\ & + \lambda_i \int [\nabla \times (\mathbf{B} + L_i \omega_i)] \cdot \mathbf{\Omega}_i d\tau - \lambda_e \int (\nabla \times \mathbf{B}) \cdot \mathbf{\Omega}_e d\tau \end{aligned} \quad (16)$$

the first two terms in the above integral represents the ohmic and viscous dissipation rates while the second two integrals represent the ion and electron generalized helicity dissipation rates. λ_i and λ_e are the corresponding Lagrange undetermined multipliers. The Euler-Lagrange equations are obtained by equating the first order variation of the above integral to zero and treating $\delta \mathbf{B}$ and $\delta \mathbf{u}_i$ as independent variations and are given by,

$$(\nabla \times)^2 \mathbf{B} + \frac{(\lambda_i + \lambda_e)q}{c} (\nabla \times) \mathbf{B} + \frac{\lambda_i}{2} \left(\frac{qL_i}{c} + m_i \right) (\nabla \times) \omega_i = 0 \quad (17)$$

$$(\nabla \times)^2 \omega_i + \frac{2\pi n q}{m_i \lambda_i c} (\nabla \times) \omega_i + \frac{1}{2m_i L_i} \left(\frac{qL_i}{c} + m_i \right) (\nabla \times)^2 \mathbf{B} = 0 \quad (18)$$

Eliminating \mathbf{B} (\mathbf{u}_i) in favor of \mathbf{u}_i (\mathbf{B}), the EL equations can be rewritten as

$$\begin{aligned} & (\nabla \times)^2 \mathbf{B} + \left[\frac{(\lambda_i + \lambda_e)q}{c} + \frac{2\pi n q}{m_i \lambda_i c} - \frac{\lambda_i}{4m_i L_i} \left(\frac{qL_i}{c} + m_i \right)^2 \right] (\nabla \times) \mathbf{B} \\ & + \frac{2\pi n q^2}{m_i c^2} \frac{\lambda_i + \lambda_e}{\lambda_i} \mathbf{B} = \nabla \psi \end{aligned} \quad (19)$$

$$\begin{aligned}
& (\nabla \times)^2 \omega_{\mathbf{i}} + \left[\frac{(\lambda_i + \lambda_e)q}{c} + \frac{2\pi nq}{m_i \lambda_i c} - \frac{\lambda_i}{4m_i L_i} \left(\frac{qL_i}{c} + m_i \right)^2 \right] (\nabla \times) \omega_{\mathbf{i}} \\
& + \frac{2\pi nq^2}{m_i c^2} \frac{\lambda_i + \lambda_e}{\lambda_i} \omega_{\mathbf{i}} = \nabla \chi
\end{aligned} \tag{20}$$

where ψ and χ satisfy Laplace's equation

$$\nabla^2 \psi(\chi) = 0 \tag{21}$$

A few comments are necessary for the above set of equations. For a constant gauge, the equations reduce to the double-curl Beltrami equations obtained by Mahajan and Yoshida [30]. Also the equations are in some sense robust to a variation in the Prandtl number. For both the limits $L_i \rightarrow 0$ and $L_i \rightarrow \infty$ and for finite L_i the equations maintain their double-curl nature. As the finite L_i case also includes the ideal limit ($\eta \rightarrow 0$, $\mu_i \rightarrow 0$), this shows that the flow does play an important role in securing a relaxed as well as a steady-state in the ideal limit, as conjectured by Montgomery and Philips [23].

III. SOLUTION OF THE EL EQUATIONS: ARCADE STRUCTURES

To obtain solutions of the EL equations pertaining to arcade structures let us employ the cartesian coordinates. We assume that the $x - y$ plane represents the photospheric surface and arcade structures are extended to the positive half z - plane. So our volume of interest is the region characterized by the positive values of z coordinate.

To solve the EL equations, let us define

$$\begin{aligned}
\mathbf{B}^\dagger &= \mathbf{B} - \frac{2\pi nq^2}{m_i c^2} \frac{\lambda_i + \lambda_e}{\lambda_i} \nabla \psi \\
\omega_i^\dagger &= \omega_i - \frac{2\pi nq^2}{m_i c^2} \frac{\lambda_i + \lambda_e}{\lambda_i} \nabla \chi
\end{aligned} \tag{22}$$

In terms of these newly defined variables, the EL equations can be written as,

$$\begin{aligned}
& (\nabla \times)^2 \mathbf{B}^\dagger + \left[\frac{(\lambda_i + \lambda_e)q}{c} + \frac{2\pi nq}{m_i \lambda_i c} - \frac{\lambda_i}{4m_i L_i} \left(\frac{qL_i}{c} + m_i \right)^2 \right] (\nabla \times) \mathbf{B}^\dagger \\
& + \frac{2\pi nq^2}{m_i c^2} \frac{\lambda_i + \lambda_e}{\lambda_i} \mathbf{B}^\dagger = 0
\end{aligned} \tag{23}$$

$$\begin{aligned}
& (\nabla \times)^2 \omega_{\mathbf{i}}^\dagger + \left[\frac{(\lambda_i + \lambda_e)q}{c} + \frac{2\pi nq}{m_i \lambda_i c} - \frac{\lambda_i}{4m_i L_i} \left(\frac{qL_i}{c} + m_i \right)^2 \right] (\nabla \times) \omega_{\mathbf{i}}^\dagger \\
& + \frac{2\pi nq^2}{m_i c^2} \frac{\lambda_i + \lambda_e}{\lambda_i} \omega_{\mathbf{i}}^\dagger = 0
\end{aligned} \tag{24}$$

The above equations suggest that the daggered fields can be expressed as a superposition of two Chandrasekhar-Kendall (CK) eigenfunctions, i.e.,

$$\mathbf{B}^\dagger = \mathbf{Y}_1 + \alpha \mathbf{Y}_2 \tag{25}$$

$$\omega_i^\dagger = \mathbf{Y}_1 + \beta \mathbf{Y}_2$$

where \mathbf{Y}_k 's satisfy the relation,

$$\nabla \times \mathbf{Y}_j = \lambda_j \mathbf{Y}_j \tag{26}$$

The α and β are constants and quantifies the non force-free part in \mathbf{B}^\dagger and ω_i^\dagger respectively. We assume that the $x - y$ plane represents the photospheric surface and the arcades are along the z -direction. In cartesian coordinates a convenient representation for \mathbf{Y} with y symmetry is

$$\mathbf{Y} = \nabla \times (\phi \hat{e}_y) + \frac{1}{\lambda} \nabla \times \nabla \times (\phi \hat{e}_y) \tag{27}$$

For (26) to be true, ϕ should satisfy the Helmholtz equation

$$\nabla^2 \phi + \lambda^2 \phi = 0 \tag{28}$$

With y -symmetry ϕ is given by,

$$\phi = \cos(x\sqrt{k^2 + \lambda^2}) \exp[-kz] \tag{29}$$

Since the arcade solutions are bounded only at $z = 0$ and dies out as $z \rightarrow \infty$ [9, 31], we have assumed an exponentially decaying solution along the z -direction. Also, we have written only the \cos part so that the different field components agree with that given in the works

of Browning *et. al.* [7]. From equations (27) and (29) different component of the daggered fields may be written as,

$$\begin{aligned} B_x^\dagger &= \left[\sqrt{\kappa_1^2 - \lambda_1^2} \cos(\kappa_1 x) e^{-z\sqrt{\kappa_1^2 - \lambda_1^2}} + \alpha \sqrt{\kappa_2^2 - \lambda_2^2} \cos(\kappa_2 x) e^{-z\sqrt{\kappa_2^2 - \lambda_2^2}} \right] \\ B_y^\dagger &= \left[\lambda_1 \cos(\kappa_1 x) e^{-z\sqrt{\kappa_1^2 - \lambda_1^2}} + \alpha \lambda_2 \cos(\kappa_2 x) e^{-z\sqrt{\kappa_2^2 - \lambda_2^2}} \right] \\ B_z^\dagger &= - \left[\kappa_1 \sin(\kappa_1 x) e^{-z\sqrt{\kappa_1^2 - \lambda_1^2}} + \alpha \kappa_2 \sin(\kappa_2 x) e^{-z\sqrt{\kappa_2^2 - \lambda_2^2}} \right] \end{aligned} \quad (30)$$

and

$$\begin{aligned} \omega_x^\dagger &= \left[\sqrt{\kappa_1^2 - \lambda_1^2} \cos(\kappa_1 x) e^{-z\sqrt{\kappa_1^2 - \lambda_1^2}} + \beta \sqrt{\kappa_2^2 - \lambda_2^2} \cos(\kappa_2 x) e^{-z\sqrt{\kappa_2^2 - \lambda_2^2}} \right] \\ \omega_y^\dagger &= \left[\lambda_1 \cos(\kappa_1 x) e^{-z\sqrt{\kappa_1^2 - \lambda_1^2}} + \beta \lambda_2 \cos(\kappa_2 x) e^{-z\sqrt{\kappa_2^2 - \lambda_2^2}} \right] \\ \omega_z^\dagger &= - \left[\kappa_1 \sin(\kappa_1 x) e^{-z\sqrt{\kappa_1^2 - \lambda_1^2}} + \beta \kappa_2 \sin(\kappa_2 x) e^{-z\sqrt{\kappa_2^2 - \lambda_2^2}} \right] \end{aligned} \quad (31)$$

where

$$\kappa_j^2 = \lambda_j^2 + k_j^2 \quad j = 1, 2 \quad (32)$$

The gradient part in equation (22) can be calculated by solving (21) in the region described by $z > 0$.

$$\psi(\chi) = E(F) \sin(lx) e^{-lz} \quad (33)$$

Note that we have once gain assumed an exponentially decaying solution along the z-direction to be in conformity with the arcade structures. From equation (22), different field components are obtained as,

$$\begin{aligned} B_x &= \left[\sqrt{\kappa_1^2 - \lambda_1^2} \cos(\kappa_1 x) e^{-z\sqrt{\kappa_1^2 - \lambda_1^2}} + \alpha \sqrt{\kappa_2^2 - \lambda_2^2} \cos(\kappa_2 x) e^{-z\sqrt{\kappa_2^2 - \lambda_2^2}} + E \cos(lx) e^{-lz} \right] \\ B_y &= \left[\lambda_1 \cos(\kappa_1 x) e^{-z\sqrt{\kappa_1^2 - \lambda_1^2}} + \alpha \lambda_2 \cos(\kappa_2 x) e^{-z\sqrt{\kappa_2^2 - \lambda_2^2}} \right] \\ B_z &= - \left[\kappa_1 \sin(\kappa_1 x) e^{-z\sqrt{\kappa_1^2 - \lambda_1^2}} + \alpha \kappa_2 \sin(\kappa_2 x) e^{-z\sqrt{\kappa_2^2 - \lambda_2^2}} + E \sin(lx) e^{-lz} \right] \end{aligned} \quad (34)$$

and

$$\begin{aligned}
\omega_x &= \left[\sqrt{\kappa_1^2 - \lambda_1^2} \cos(\kappa_1 x) e^{-z\sqrt{\kappa_1^2 - \lambda_1^2}} + \beta \sqrt{\kappa_2^2 - \lambda_2^2} \cos(\kappa_2 x) e^{-z\sqrt{\kappa_2^2 - \lambda_2^2}} + F \cos(lx) e^{-lz} \right] \\
\omega_y &= \left[\lambda_1 \cos(\kappa_1 x) e^{-z\sqrt{\kappa_1^2 - \lambda_1^2}} + \beta \lambda_2 \cos(\kappa_2 x) e^{-z\sqrt{\kappa_2^2 - \lambda_2^2}} \right] \\
\omega_z &= - \left[\kappa_1 \sin(\kappa_1 x) e^{-z\sqrt{\kappa_1^2 - \lambda_1^2}} + \beta \kappa_2 \sin(\kappa_2 x) e^{-z\sqrt{\kappa_2^2 - \lambda_2^2}} + F \sin(lx) e^{-lz} \right]
\end{aligned} \tag{35}$$

where parameters κ_j , λ_j (for $j = 1, 2$), α and β are to be determined from the boundary conditions. In the following, we attempt a simplified solution without any crossings and knots. The condition for that is [9, 31]

$$k_1 = k_2 = k = l \tag{36}$$

or equivalently

$$\kappa_1^2 - \lambda_1^2 = \kappa_2^2 - \lambda_2^2 = k^2 \tag{37}$$

The field components for this case then reduce to

$$\begin{aligned}
B_x &= \sqrt{\kappa_1^2 - \lambda_1^2} \left[\cos(\kappa_1 x) + \alpha \cos(\kappa_2 x) + \frac{E}{\sqrt{\kappa_1^2 - \lambda_1^2}} \cos(x\sqrt{\kappa_1^2 - \lambda_1^2}) \right] e^{-kz} \\
B_y &= [\lambda_1 \cos(\kappa_1 x) + \alpha \lambda_2 \cos(\kappa_2 x)] e^{-kz} \\
B_z &= - \left[\kappa_1 \sin(\kappa_1 x) + \alpha \kappa_2 \sin(\kappa_2 x) + E \sin(x\sqrt{\kappa_1^2 - \lambda_1^2}) \right] e^{-kz}
\end{aligned} \tag{38}$$

and the vorticity components are obtained as,

$$\begin{aligned}
\omega_x &= \sqrt{\kappa_1^2 - \lambda_1^2} \left[\cos(\kappa_1 x) + \beta \cos(\kappa_2 x) + \frac{F}{\sqrt{\kappa_1^2 - \lambda_1^2}} \cos(x\sqrt{\kappa_1^2 - \lambda_1^2}) \right] e^{-kz} \\
\omega_y &= [\lambda_1 \cos(\kappa_1 x) + \beta \lambda_2 \cos(\kappa_2 x)] e^{-kz} \\
\omega_z &= - \left[\kappa_1 \sin(\kappa_1 x) + \beta \kappa_2 \sin(\kappa_2 x) + F \sin(x\sqrt{\kappa_1^2 - \lambda_1^2}) \right] e^{-kz}
\end{aligned} \tag{39}$$

A point to be mentioned is, as the boundary conditions (6) or (7) has to be obeyed at all the points on the $x - y$ plane, we have no other option but to assume that this condition is satisfied automatically. In other words we are assuming the photospheric fields are to be of the same form as the above set of equations with $z = 0$. In the above set for \mathbf{B} if we put $\alpha =$

$E = 0$, the corresponding magnetic field represents the photospheric boundary conditions used by Finn *et. al.* [32]. Here, we are assuming a more general but structurally similar photospheric boundary condition. Equations (6) or (7) then do not yield any condition through which different parameters can be determined. To establish the possibility that the MDR relaxed state does support meaningful flow-containing non force-free arcade structures, in the following we consider the simplest two-dimensional non force-free state described by the condition,

$$\lambda_1 = -\lambda_2 = \lambda \quad (40)$$

For such a choice, different field components can be written as,

$$\begin{aligned} B_x &= \sqrt{\gamma^2 - 1} \left[(1 + \alpha) \cos(\gamma x) + \frac{E}{\sqrt{\gamma^2 - 1}} \cos(x\sqrt{\gamma^2 - 1}) \right] e^{-z\sqrt{\gamma^2 - 1}} \\ B_y &= (1 - \alpha) \cos(\gamma x) e^{-z\sqrt{\gamma^2 - 1}} \\ B_z &= - \left[(1 + \alpha)\gamma \sin(\gamma x) + E \sin(x\sqrt{\gamma^2 - 1}) \right] e^{-z\sqrt{\gamma^2 - 1}} \end{aligned} \quad (41)$$

where

$$\gamma = \frac{\kappa}{\lambda} \quad (42)$$

and E , κ and λ are redefined as

$$\begin{aligned} E &= \frac{E}{\lambda} \\ \kappa &= \kappa L \\ \lambda &= \lambda L \end{aligned} \quad (43)$$

L being the characteristic length scale representing the width of the arcade in the $x-y$ plane and x and z are normalized w.r.t it. The coefficient α is obtained from the requirement that at $x = 1$ the magnetic field lines are open. For that we need

$$B_x = B_y = 0 \quad (44)$$

which gives

$$\alpha = 1 \tag{45}$$

$$E = -\frac{2\sqrt{\gamma^2 - 1} \cos \gamma}{\cos \sqrt{\gamma^2 - 1}}$$

With these values for α and E , different field components are obtained as,

$$\begin{aligned} B_x &= \sqrt{\gamma^2 - 1} \left[2 \cos \gamma x - \frac{2 \cos \gamma}{\cos \sqrt{\gamma^2 - 1}} \cos(x \sqrt{\gamma^2 - 1}) \right] e^{-z \sqrt{\gamma^2 - 1}} \\ B_y &= 0 \\ B_z &= - \left[2 \gamma \sin \gamma x - \frac{2 \sqrt{\gamma^2 - 1} \cos \gamma}{\sin \sqrt{\gamma^2 - 1}} \sin(x \sqrt{\gamma^2 - 1}) \right] e^{-z \sqrt{\gamma^2 - 1}} \end{aligned} \tag{46}$$

As we have pointed out earlier, the resulting magnetic field is two-dimensional with $B_y = 0$. This is just a simplified case and more elaborate three-dimensional magnetic fields can be obtained for other choices of the eigenvalues. But, here our objective is rather modest; to model and look for arcade-type magnetic fields as possible MDR states. To do that a two-dimensional magnetic field would suffice. The third dimension essentially adds twist to the magnetic field lines and is believed to be responsible for *S*-shaped solar prominences [9, 31]. We leave this as our future work. The Arcade structures are obtained by solving the magnetic field line equation,

$$\frac{dz}{dx} = \frac{B_z}{B_x} \tag{47}$$

and are depicted in figures (1)-(5) for different γ values. It is interesting to observe that along with the single-arcade structure, the MDR relaxed state also supports multiple-arcade solutions. The triple-arcade solutions are particularly interesting as recent observations with the LASCO coronagraph on board the SOHO spacecraft suggest that the helmet streamers originating from the sun may have an internal structure similar to that [33, 34]. The observed triple-arcade structures existed for several days and occasionally went unstable leading to a new and extraordinarily huge kind of coronal mass ejection (CME). Although a direct method for predicting CMEs is not included in our model, but following Bellan [31] a rough qualitative scenario for the same can be visualized. According to Bellan [31] the loss of equilibrium occurs when the altitudinal decay factor γ in equations (46) satisfies the condition

$$\gamma \leq 1 \quad (48)$$

For $\gamma \leq 1$ the magnetic fields no longer decay with increasing height from the solar surface but are oscillatory in nature. In the footsteps of Bellan, we may also propose the following. As γ decreases the arcades pass from more stable to unstable states and as the instability threshold is crossed, loss of equilibrium occurs with erupting prominences. In other words, this model requires the multiple-arcade structures to be more stable compared to their single-arcade counterparts and indeed, in a recent work based on resistive MHD, Wiegmann *et al* have shown that triple streamers are usually more stable than a single streamer [35]. Alongside, we want to put a word of caution. The argument presented here is only qualitative and indicates that the MDR relaxed state has the potential to incorporate the phenomenon of CME. An actual stability calculation for the states described by equations (46) can decide the issue.

Although, equation (20) supports field-aligned flows as a non-unique solution obtained with a special gauge, in the following we look for more general solutions. Different flow components can be calculated by realizing,

$$\begin{aligned} \frac{\partial u_y}{\partial z} &= \omega_x \\ \frac{\partial u_x}{\partial z} - \frac{\partial u_z}{\partial x} &= \omega_y \\ \frac{\partial u_y}{\partial x} &= \omega_z \end{aligned} \quad (49)$$

where we have dropped the subscript i for convenience. From the first and the last set of the above equations, y component of the flow-field is obtained as,

$$u_y = \left[(1 + \beta) \cos \gamma x + \frac{F}{\sqrt{\gamma^2 - 1}} \cos(x\sqrt{\gamma^2 - 1}) \right] e^{-z\sqrt{\gamma^2 - 1}} \quad (50)$$

Other two flow components are obtained from the second of the equations (49), which gives

$$\frac{\partial u_x}{\partial z} - \frac{\partial u_z}{\partial x} = (1 - \beta) \cos \gamma x e^{-z\sqrt{\gamma^2 - 1}} \quad (51)$$

Assuming an exponentially decaying form for the flows, the flow components in x and z direction can easily be calculated from the above equation and is obtained as,

$$\begin{aligned}
u_x &= \frac{\beta - 1}{(\sqrt{\gamma^2 - 1} - \gamma) \cos \sqrt{\gamma^2 - 1}} \left[\cos \sqrt{\gamma^2 - 1} \cos(\gamma x) - \cos \gamma \cos(x \sqrt{\gamma^2 - 1}) \right] e^{-z \sqrt{\gamma^2 - 1}} \\
u_z &= -\frac{(\beta - 1)}{\cos \sqrt{\gamma^2 - 1} (\sqrt{\gamma^2 - 1} - \gamma)} \left[\cos \sqrt{\gamma^2 - 1} \sin(\gamma x) - \cos \gamma \sin(x \sqrt{\gamma^2 - 1}) \right] e^{-z \sqrt{\gamma^2 - 1}}
\end{aligned} \tag{52}$$

To obtain β and F we need additional boundary conditions on flow, which are not available at this time. Actually by demanding u_y to be zero at the edge, one of the constants may be calculated but the other remains still unspecified. Also, we have to look about the matter that in our calculations we have obtained $B_y = 0$ with a non-zero u_y . In solar physics it is hypothesized that due to the shear flow (the y-component) the footprints of the arcades move on the $x - y$ plane. If so, we must generate a 3D magnetic field with non-zero y-component. Then the choice $\lambda_1 = -\lambda_2$ will not do and we have to look for more general relations, in other words more general boundary conditions are required.

Figure (6) shows the x -variation of u_z for single-arcade solution with $\gamma = 1.5$. The direction flips sign at the summit of the arcade and hence resembles an evershed flow. The corresponding flow lines are depicted in figure (7).

IV. CONCLUSIONS

In summary, in this work we have proposed a formulation suitable to obtain externally driven relaxed states in two-fluid plasma. The final relaxed state is obtained by utilizing the principle of *minimum dissipation rate* (MDR), which is appropriate for such systems. One novel feature of this formalism is the presence of non-trivial flow field coupling that is absent in the corresponding single-fluid MDR states. The Euler-Lagrange equations obtained are double-curl in nature and represent non force-free configuration. For a constant gauge this reduces to the double curl Beltrami equation obtained by Mahajan and Yoshida [21, 30]. Since the double-curl Beltrami equation represents one of the steady states of the ideal plasma, this highlights the possible role of the non-zero plasma flow in securing a steady, as well as, MDR relaxed state.

To establish the plausibility of MDR principle in predicting arcade structures, an attempt has been made to solve the Euler-Lagrange equations in terms of Chadrachar-Kendall eigenfunctions subject to the arcade geometry in cartesian coordinates with axisymmetry.

A solution is obtained for the two-dimensional case characterized by $B_y = 0$. One interesting feature supported by this new relaxed state is the prediction of continuous transition from the single arcades to multiple arcade type solutions with increase in the eigenvalue γ . A particular case of interest is the observation of triple-arcade structures as the MDR relaxed state. The importance of such structures can be realized from the recent LASCO observations on SOHO spacecraft that suggest the helmet streamers originating from the sun may have an internal triple-arcade structure [33, 34]. Also a hypothetical picture of CME can be postulated where the arcades transit from multiplets to singlets before the instability threshold $\gamma = 1$ is achieved. This is consistent with the recent findings that the triple streamers are more stable than the single ones [35]. In addition, the relaxed state predicts self-consistent plasma flow, which for the single-arcade solutions resembles the evershed type.

The above findings definitely points out that the MDR relaxed states applied to astrophysical plasmas is a worthy case for further investigations. Any such investigation should involve all the three components of the magnetic field. Only then it will be possible to study the effects of twist on the field lines. In principle, this should generate knots and further studies can be made on the predictability of S -shaped solar prominences.

Acknowledgments

The authors R. Bhattacharyya and M. S. Janaki are extremely thankful to Prof. Parvez N. Guzdar for his encouragements and helpful discussions during the initiation of this work.

-
- [1] V. Krishan, J. Plasma Physics **56**, 427 (1996).
 - [2] E. R. Priest, Solar Physics **58**, 57 (1978)
 - [3] P. V. Foukal, Astrophys. J **210**, 575 (1976).
 - [4] Claudio Cheuderi, Riccardo Giachetti, and Gerard Van Hoven, Solar Physics **54**, 107 (1977).
 - [5] G. Poletto, G. S. Vaiana, M. V. Zom
 - [6] J. Heyvaerts and E. R. Priest, Astron. Astrophys. **137**, 63 (1984).
 - [7] P. K. Browning and E. R. Priest, Astron. Astrophys. **159**, 129 (1986).
 - [8] J. J. Aly, Astron. Astrophys. **143**, 19 (1985).
 - [9] P. M. Bellan and J. F. Hansen, Phys. Plasmas **5**, 1991 (1998).

- [10] Y. Nakagawa, M. A. Raadu, D. E. Billings, and D. McNamara, Sol. Phys. **19**, 72 (1971).
- [11] J. B. Taylor, Phys.Rev.Lett. **33**, 1139, (1974).
- [12] J. B. Taylor, Rev. Mod. Phys. **58**, 741, (1974).
- [13] R. A. M. Van Linden and A. W. Wood, Astron. Astrophys. **339**, 887 (1998).
- [14] R. A. M. Van Linden and A. W. Wood, Astron. Astrophys. **346**, 303 (1999).
- [15] P. V. Foukal, Solar Physics **43**, 327 (1975).
- [16] G. Allen Gary, Solar Physics **203**, 71 (2001).
- [17] G. A. Gary and D. Alexander, Solar Physics **186**, 123 (1999).
- [18] Kiyoto Shibasaki, The Astrophysical Journal **557**, 326 (2001).
- [19] V. Krishan, J. Plasma Physics **56**, 427 (1996).
- [20] G. Surlantzis, P. Démoulin, J. Heyvaerts, and C. Sauty, Astron. Astrophys. **284**, 985 (1994).
- [21] S. M. Mahajan, R. Mikalaszewski, K. I. Nikol'skaya and N. L. Shatashvili, Phys. Plasmas, **8**, 1340, (2001).
- [22] Sergio Ortolani and Dalton D. Schnack, *Magnetohydrodynamics of plasma relaxation*, World Scientific, 156 (1993).
- [23] D. Montgomery and L. Phillips, Phys. Rev. A **38**, 2953, (1998).
- [24] R. Bhattacharyya, M. S. Janaki and B. Dasgupta, Plasma Phys. Control. Fusion, bf45, 63, (2003).
- [25] Ricardo Farengo and K. I. Caputi, Plasma Phys. Control. Fusion **44**, 1707 (2002).
- [26] Cheng Zhang, Deng Zhou and Jonathan E. Menard, Phys. Plasma **11**, 1445 (2004).
- [27] Torkil H. Jensen and Ming S. Chu, Phys. Fluids **27**, 2881 (1984).
- [28] R. Bhattacharyya and M. S. Janaki, Phys. Plasmas **11**, 5615 (2004).
- [29] M. K. Bevir, A. Caloutis and C. G. Gimblett Plasma Phys. Control. Fusion, bf34, 133, (1993).
- [30] S. M. Mahajan and Z. Yoshida, Phys. Rev. Lett. **81**, 4863, (1998).
- [31] Paul M. Bellan, *Spheromaks*, Imperial College Press, page 294.
- [32] John M. Finn, Parvez N. Guzdar, and Daniel Usikov, Astrophysical Journal **427**, 475 (1994).
- [33] R. Schwenn, B. Inhester, S. P. Plunkett *et. al.*, Solar Physics **175**, 667 (1997).
- [34] Thomas Wiegmann, Karl Schindler and Thomas Neukirch, Solar Physics **180**, 439 (1998).
- [35] Thomas Wiegmann, Karl Schindler and Thomas Neukirch, Solar Physics **191**, 391 (2000).

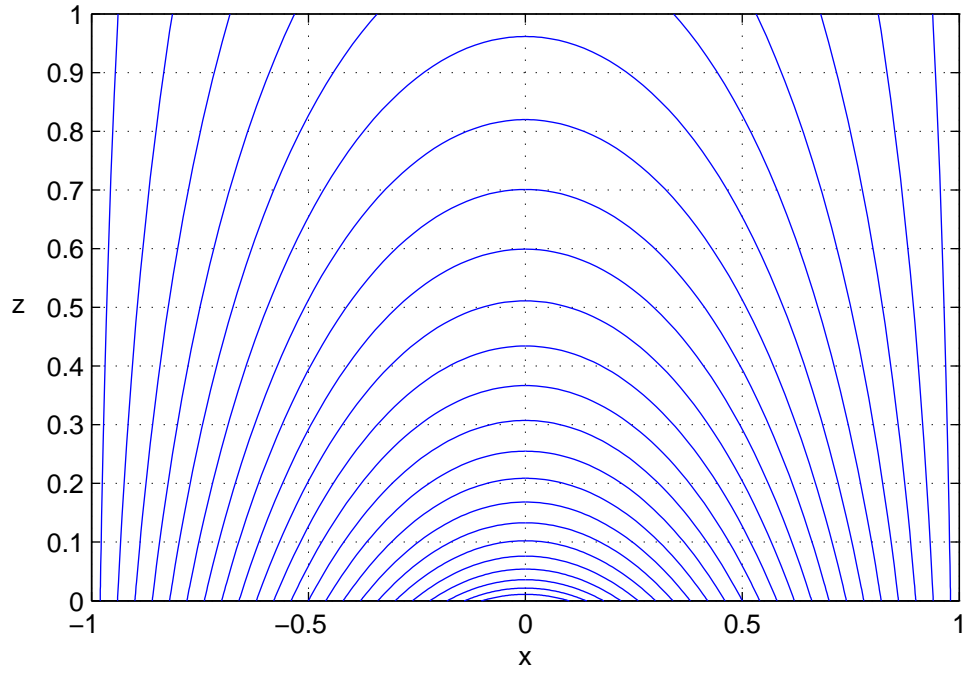


FIG. 1: Magnetic field lines corresponding to single arcade structures. $\gamma = 1.5$

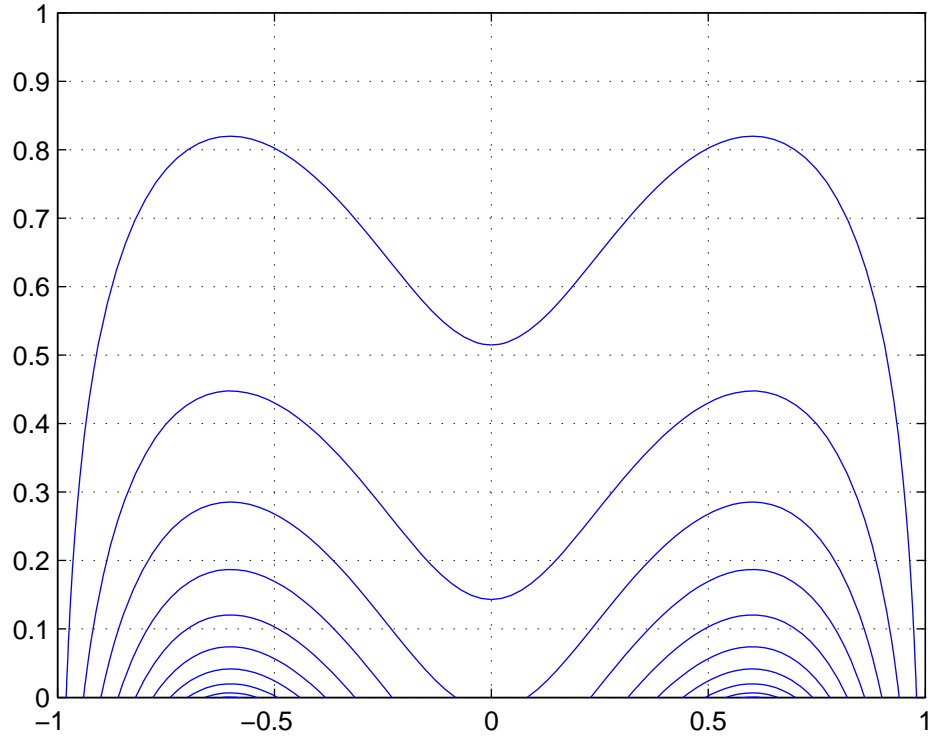


FIG. 2: Magnetic field lines corresponding to intermediate structures between single and double arcades. $\gamma = 3.0$

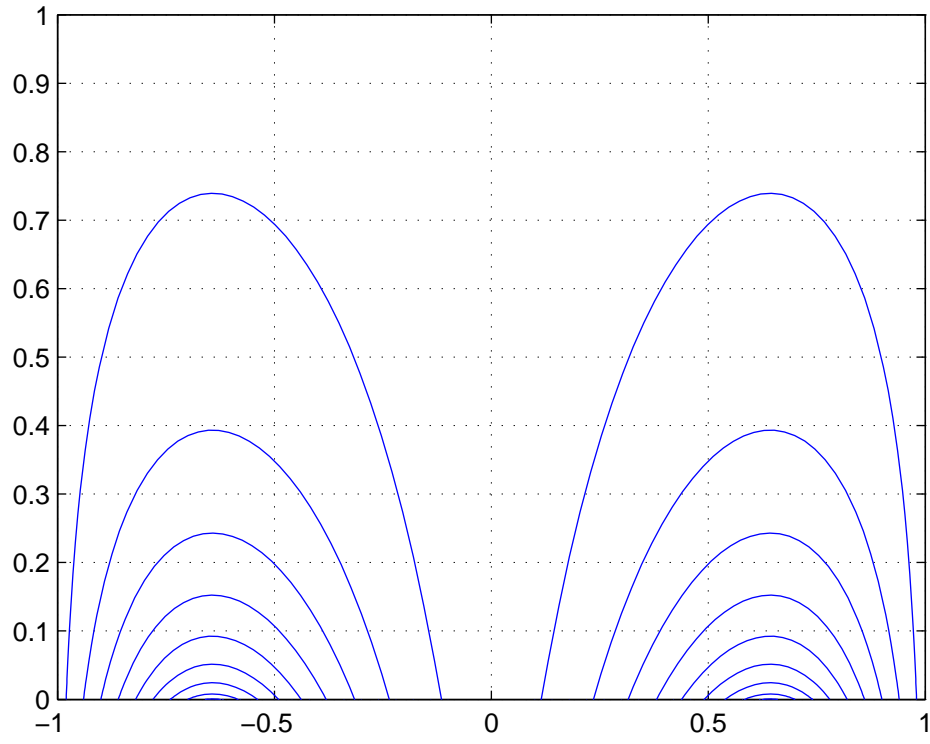


FIG. 3: Magnetic field lines corresponding to double arcade structures. $\gamma = 3.2$

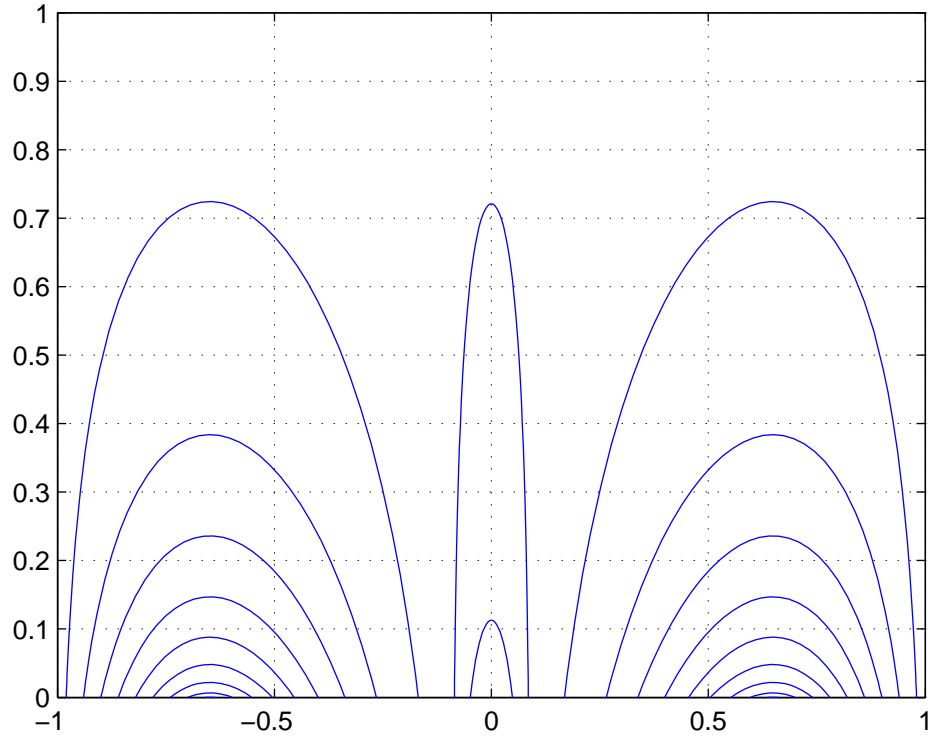


FIG. 4: Magnetic field lines corresponding to intermediate structures between single and double arcade. $\gamma = 3.247$

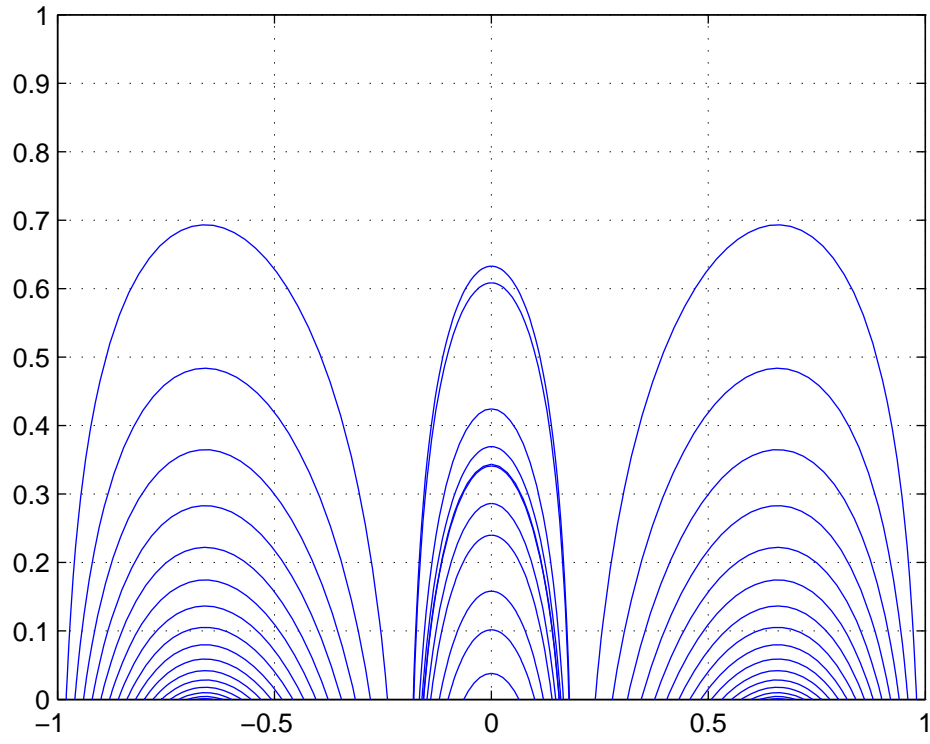


FIG. 5: Magnetic field lines corresponding to triple arcade structures. $\gamma = 3.36$

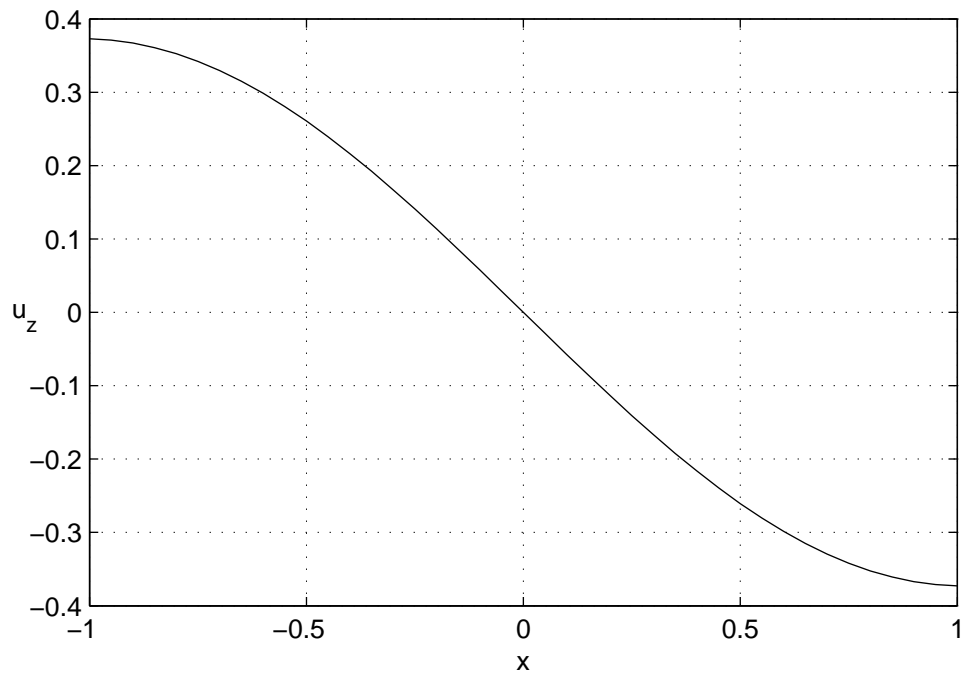


FIG. 6: u_z profile for $\gamma = 1.5$

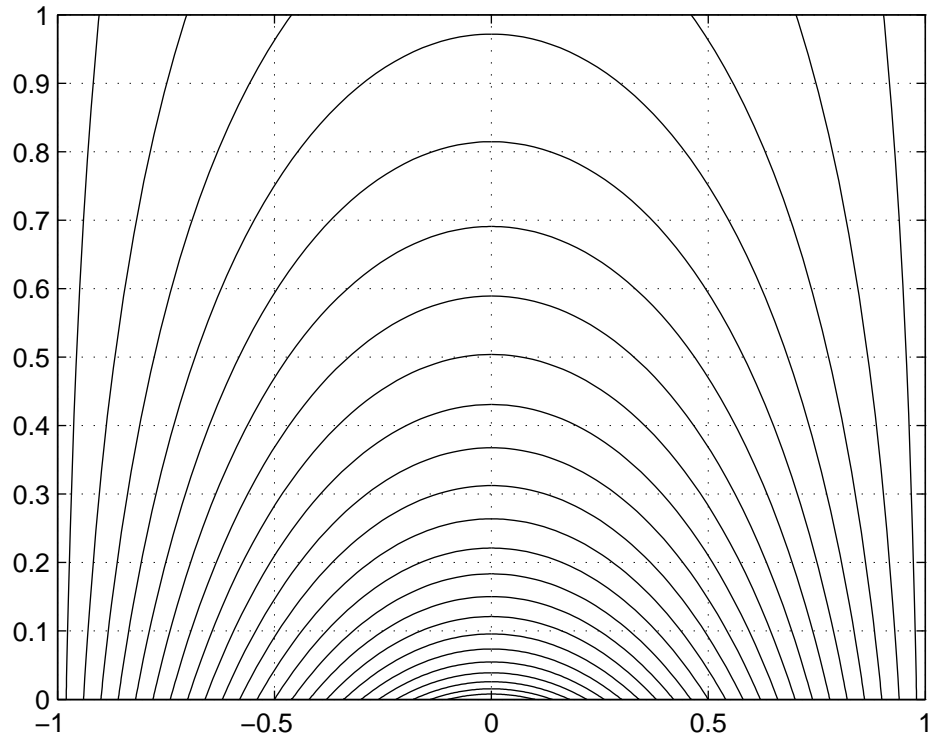


FIG. 7: Flow lines corresponding to single arcade structures. $\gamma = 1.5$